



KGP Logistics

# Outside Plant Catalog

Exchange Cable

Fiber Optic Cable

Wire and Cable

Conduit and Innerduct

Vaults and Pads

Splice Connectors

Grounding and Bonding

Closures

Terminal Blocks

Pedestals

Cabinets

Building Entrance

Network Interface Devices

Station Protection and Power

Anchoring

Pole Line Hardware

Tools

Test

Supplies



CORNING

# Tomorrow's Connections, Here Today.

## Why Trust your FTTH Network to Corning?

We're a pioneer in FTTH deployments, contributing to more than 25 million homes passed with our 100 percent factory-tested and terminated preconnectorized FTTH solutions. We've been there, eliminating field termination errors and accelerating deployment speeds while dramatically reducing labor costs. We've developed highly configurable FTTH solutions that enable you to plan for network growth up front and defer costs until your subscriber base is well established. Most importantly, we are committed to your success. Our FTTH solutions include a comprehensive portfolio of support services, from optical training to network design, and bill-of-materials generation, to installation oversight through complete turnkey project management.

We're here, ready to deliver a network infrastructure that provides the latest and most advanced voice, data, and video services at the speeds your customers demand. Let's get started.

Visit [www.corning.com/ftth/ise](http://www.corning.com/ftth/ise)

© 2016 Corning Optical Communications. LAN-2065-AEN / April 2016

# KGP Logistics Outside Plant

<b>Exchange Cable</b>	<b>Page</b>
Reference Guide	8
5 mil Copper Shield Cable	9
6 mil Copper Shield Cable	10
8 mil Aluminum Shield Foam Skin Filled Cable	11-12
8 mil Aluminum/Steel Shield Foam Skin Filled Cable	13
8 mil Aluminum Shield Air Core Exchange Cable	14
8 mil Aluminum Shield Figure 8 Air Core Cable	15

<b>Fiber Optic Cable</b>	<b>Page</b>
Order Guide	16
Single Mode Non-Armored	17
Single Mode Single-Armor Single-Jacket	18
Single Mode Single-Armor Double-Jacket	19
Single Mode Ribbon Cables	20
Single Mode Ribbon Gel-Free Cables	21
Loose Tube Single Jacket All Dielectric	22
Loose Tube Single Jacket Single Armor	23
Single Loose Tube All Dielectric	24
Single Loose Tube Single Armor	25
Single Tube Ribbon	26
Single Tube Ribbon Single Armor	27
Dri-Lite® Ribbon	28
Dri-Lite® Ribbon Single Armor	29
Loose Tube Double Jacket Non-Armor	30
Loose Tube Double Jacket Single Armor	31
Universal Drop FTTP	32
Toneable Drop FTTP	33
Drop Cable Assembly	34-38

<b>Wire and Cable</b>	<b>Page</b>
Distribution and Service Wire	40-41
Temporary Drop Wire	41
Cross Connect Wire	42
Jumper Wire	42
Station Wire	43
Ground Wire	43
Connectorized Cable	44
Power Wire	45
Lashing Wire	45
Guy Strand	46
House Risers	46

<b>Conduit and Innerduct</b>	<b>Page</b>
Innerduct	47
Conduit Schedule 40	48
Innerduct Couplers	48
Aluminum Couplers	48
Innerduct Sleeve	49
Simplex Entry Seals	49
Innerduct Plugs	50-51

<b>Vaults and Pads</b>	<b>Page</b>
Hand Hole and Vaults	52-54
Cabinet Pads	54

<b>Splice Connectors</b>	<b>Page</b>
PICABOND Connectors	55
Digital Transmission Connectors	55
Scotchlok Connectors	56
710 Connectors	56
Modular Splicing System	57
Shield Bond Connectors	57

<b>Grounding and Bonding</b>	<b>Page</b>
Ground Rods	58-60
Bonding and Grounding Hardware	61-63
Bonding Braids	64
Grounding Harness	65

<b>Closures</b>	<b>Page</b>
Fiber Closures	66-74
Copper Closures	75-81
Closure Accessories	82
Weatherproof Enclosure	82

<b>Terminal Blocks</b>	<b>Page</b>
66 Blocks	83
RPT and RGT Blocks	84
Terminal Blocks	84-85
MultiPort Terminal	86-89

<b>Pedestals</b>	<b>Page</b>
Metallic	90-91
Non-Metallic	92-98
Pedestal Accessories	99

# KGP Logistics Outside Plant

<b>Cabinets</b>	<b>Page</b>
Standard Cabinets	100
Universal Cabinets	100
Integrated Cabinets	101
Empty Splice Cabinets	102
Fiber Cabinets	103-108

<b>Building Entrance</b>	<b>Page</b>
Indoor and Outdoor	109-113

<b>Network Interface Devices</b>	<b>Page</b>
Indoor and Outdoor NIDs	114-121

<b>Station Protection and Power</b>	<b>Page</b>
Station Protection	122
Repeater Protector	122
Remote Powering Over Twisted Pairs	123
Uninterruptible Power Supplies	124
Replacement Batteries for UPS	124

<b>Anchoring</b>	<b>Page</b>
Power Install Screw Anchors	125
Power Install Screw Anchor Install Tools	126
Expanding Anchors	126-127
No Wrench Screw Anchors	128
Corrosion Resistant Anchors	128

<b>Pole Line Hardware</b>	<b>Page</b>
Cable Guards	129
Cable Racks and Hooks	130
Pole Line Hardware	130-141
Suspension and Drop Hardware	142-145
Dead Ends	145-146
Guy Guards	147
Tree Guards and Air Spoilers	147
Strand Splices	148

<b>Tools</b>	<b>Page</b>
Hand Tools	150-154
Test Sets	155
Crimping and Stripping Tools	155
Punch Down Tool	156
Splicers	157-158
Fish Tape	158
Connectorizer	159

<b>Test</b>	<b>Page</b>
Analog Multimeters	160
Digital Meters	161
Telco and Transmission Testers	162
Linemans Test Sets	163-164
Banjo Adapter	164
Ground Resistance Testers	165
Gas Detectors	165
Location Devices	166-167
Tones and Probes	167
Voltage Detectors	168
Copper and DSL Testers	168-169
T-1 Tester	169
Fiber Test Equipment	169-172

<b>Supplies</b>	<b>Page</b>
Protective Clothing	174-177
Work Safety	178-179
Cable Ties	180-183
Splicing Supplies	183-184
Decal and Tags	185-188
Stakes and Posts	189
Wasp and Hornet Spray/Crawling Insect Killer	189
Marking Paint	190
Encapsulants	190
Batteries	190
Towels	190
Hand Cleaner	191
Lubricant	192
Cable Gel Solvents	192
First Aid Supplies	192-193



# Introduction

---

## What You Need, When You Need It.

KGP Logistics has built a reputation as one of the best telecommunications distributors and supply chain providers in the country.

KGP Logistics offers over 100,000 different products, representing an inventory value of more than \$100 million.


We serve as a one-stop shop for all of your outside plant products, test equipment, tools and supplies.

We continually evaluate our product portfolio and strive to provide quality products and services at competitive prices.

Our TL 9000 certified national logistics distribution network stands ready to support your needs with fast and reliable shipping and a strong product inventory. Our experience in Supply Chain Management and value-added solutions brings us a competitive advantage.

KGP Logistics cultivates relationships with manufacturers to ensure a selection of the market's best-performing products, while continually expanding our own line of high quality, cost saving PREMIER products.

Today, everyday, KGP Logistics strives to provide the services and solutions with on-time shipping. KGP Logistics continues to go the extra-mile to provide what you need, when you need it.



## Procurement made easy.


Whatever the size of your company or location, you will benefit from our strategic manufacturer relationships, extensive product experience and logistics expertise. Our portfolio spans multiple market segments within the communications industry. This gives us the breadth and operational scale to provide best in class service to our customers.

Our portfolio includes leading manufacturers across product categories. We are constantly evaluating emerging technologies and new vendors to ensure that our customers have access to the markets leading solutions. We recognize that you need an ally that shares the same level of commitment you hold for your business; a partner that focuses on details and your success. That's why working with us makes sense.

We can bundle our solutions customizing them for virtually any-sized company. We are here to take care of the details on projects big or small.

Each year, we rigorously select a few manufacturers to be deemed our strategic suppliers. These are manufacturers that are consistently at the forefront of technological development, that maintain exceedingly high safety and operational standards and are found to consistently meet the demands of our customers. We are proud to provide a broad range of products from each of these manufacturers so that you get the equipment you need, when you need it.

So, why do we go to such lengths to ensure the best quality? It's simple. We demand the best and accept nothing less for our customers. Applying state-of-the-art information technologies to every aspect of our business ensures that our supply chain management applications are the best in the industry. These technological tools, such as our Web store, are here to help you stay ahead in your business.



Online—on demand.



When you register for a KGP Logistics e-business account, you open an opportunity for convenience and flexibility. We can create individual authorization that allows various levels of access for different users within your company. You will easily shop, track and manage your account with support and online help just a click away.

With KGP Logistics' Web store you can quickly manage key account information, track transactions and obtain support. You can also research and purchase products, access reports on your procurement activity, request returns and initiate quotes 24/7.

Regardless of how you place an order through KGP Logistics, your materials are visible from start to finish. You can follow the life of your order via the Web to ensure that your projects run smoothly. Our Order Status feature even allows you to easily locate and track your order. In addition, you can easily access in-transit shipment details, delivery date, location and signatory.


KGP Logistics' online shopping lists provide ordering convenience for the items you use on a regular basis. Our shopping lists enable you to easily check the price and availability of the products you use or buy every day. This can help you promote standardized product usage, a tried and true cost-saving method. Organize your lists by system or by product line or simply save the items you place in your shopping cart as a list.

When you use KGP Logistics' Web store, you have access to one of the most extensive online equipment portfolios in the industry. It includes an online product catalog of more than 100,000 products from over 1,100 manufacturers encompassing nearly any major equipment category.

## Services & Programs focused on you

Our service representatives focus on one thing each day: your unique needs. Ordering, tracking, price and availability—you name it, your sales representatives work to make your procurement work as simple as possible.

You can take advantage of KGP Logistics inventory specials and close outs. Our inventory specials and close outs provide you valuable telecom products at exceptional savings. These products have been discounted, many substantially, and are available to you at below market pricing.



## Deployment Solutions: Efficient, quality and cost effectiveness

KGP Logistics provides numerous turnkey deployment solutions to get your networks up and running with cost-effective and highly efficient methods. KGP Logistics is your start-to-finish resource for deploying enhanced network solutions. Through our innovative engineer, furnish and install (EF&I) team, our TL 9000 approved processes will integrate all of the equipment and implementation resources needed to complete the project for your customer. From initial site surveys to final warranty administration detail, we will be your single point of contact for materials, integration and deployment.



We drive efficiency with our system integration services. With these services, we procure and inventory multiple vendors' components and also connect and test all of the equipment needed to reduce out-of-box failures. This will ensure that the configurations meet your quality standards and your customers' specifications. Only then is the final product shipped to its destination, ready for installation and turn-up.






DELIVERING COMMUNICATIONS



## *Whatever the Application... we have the Right Product*

Our broad range of industry-standard outside plant wire and cable products ensures reliable, cost-effective performance. We offer **air core, filled core and specialty wire products** for aerial, buried and duct applications. All products comply with either REA/RUS or Bellcore specifications.



General Cable also manufactures a complete line of **premise copper cable, central office cable and fiber optic cable** to meet all communications requirements. Our cables keep information flowing, facilitating a nonstop stream of words and images that transcends speed and geographic limits.

For more information about General Cable's products, contact your KGP Logistics Representative or visit [www.generalcable.com](http://www.generalcable.com)



# Exchange Cable

Shield/ Metal RUS KGP Code	5 Mil Copper PE-39 CUPIC-F	6 Mil Copper PE-39 Gopher GOPIC-F	8 Mil Alum PE-89 SEALPIC-FSF	8 Mil Alum/Steel PE-89 Gopher CASPIC-FSF	8 Mil Alum PE-22 Air Core SEALPIC
PR/AWG	SUPERIOR ESSEX				
6-22	2441520199	2441020199	2421210199	2431220199	2131010199
12-22	2441530199	2441030199	2421220199	2431230199	2131020199
25-22	2441550199	2441050199	2421240199	2431250199	2131040199
50-22	2441570199	2441070199	2421260199	2431270199	2131060199
100-22	2441750199	2441590199	2421280199	2431290199	2131080199
200-22	2441770199	2441620199	2421310199	8800001785	
300-22	2441780199	2441630199	2421320199	2431330199	
400-22			2421330199		
600-22			2421340199		
900-22					
1200-22					
6-24	2442510199	2442010199	2422210199	2432210199	2132010199
12-24	2442520199	2442020199	2422220199	2432220199	2132020199
25-24	2442540199	2442040199	2422240199	2432240199	2132040199
50-24	2442560199	2442060199	2422260199	2432260199	2132060199
100-24	2442580199	2442080199	2422280199	2432280199	2132080199
200-24	2442610199	2442110199	2422310199	2432310199	2132110199
300-24	2442620199	2442120199	2422320199	2432320199	2132120199
400-24	2442630199	2442130199	2422330199	2432330199	2132130199
600-24	2442640199	2442140199	2422340199	2432340199	2132140199
900-24	2442650199	2442150199	2422350199	2432350199	
1200-24	2442660199		2422360199	2432360199	2132160199
1500-24			2422370199	2432370199	2132170199
1800-24			2422380199	2432380199	
2100-24					
2400-24					
Shield/ Metal RUS	5 Mil Copper PE-39	6 Mil Copper PE-39 Gopher	8 Mil Alum PE-89	8 Mil Alum/Steel PE-89 Gopher	8 Mil Alum PE-22 Air Core
PR/AWG	GENERAL CABLE				
6-22	0000240014	0000240038	0000240032	0000239954	0000239972
12-22	0000240015	0000240039	0000240033	0000239955	0000239973
25-22	0000240016	0000240040	2741350494	0000239956	0000239974
50-22	0000240017	0000240041	0000240034	0000239957	0000239975
100-22	0000240018	0000240043	0000240035	0000239958	0000239976
200-22	0000056160	0000240045	0000240036	0000239959	0000239977
300-22	0000240060		0000240037	0000239960	
400-22			0000239945		
6-24	0000240019	0000240046	0000239946		0000239978
12-24	0000240020	0000240047	0000366461	0000239961	0000239979
25-24	0000240021	0000240048	0000251780		0000239980
50-24	0000240022	0000353866	0000251781	0000239962	0000239981
100-24	0000240024	0000240050	0000270423	0000239963	0000251785
200-24	0000240026	0000240052	0000239949	0000239964	0000239983
300-24	0000195914	0000240053	0000239950	0000239965	0000239984
400-24	0000240027	0000240054	0000239951	0000239966	0000239985
600-24	0000186709	0000240055	0000239952	0000239967	0000239986
900-24	0000240028	0000240056	0000239953	0000239968	0000239987
1200-24		0000240057	0000239969		
1500-24			0000239970		
1800-24			0000239971		

# 5 mil Copper Shield Cable

## CUPIC®-F

(Copper Shield Filled)

CUPIC-F cables are designed for use in duct or direct burial applications where protection from moisture is required and copper shielding is desired. CUPIC-F may be used aerially, but must be attached to a support strand. RUS Specification PE-39.

### Superior Essex - #22 AWG CUPIC-F

Item No.	Mfg. Part No.	No. of Pairs	Standard Reel Length (Ft)	Standard Reel Weight (LB)
2441520199	04-057-04	6	5000	540
2441530199	04-059-04	12	5000	835
2441550199	04-062-04	25	5000	1440
2441570199	04-065-04	50	5000	2495
2441750199	04-069-04	100	5000	4690
2441770199	04-073-04	200	2500	4490
2441780199	04-075-04	300	2500	6375



Exchange Cable

### Superior Essex - #24 AWG CUPIC-F

Item No.	Mfg. Part No.	No. of Pairs	Standard Reel Length (Ft)	Standard Reel Weight (LB)
2442510199	04-092-04	6	5000	415
2442520199	04-094-04	12	5000	660
2442540199	04-097-04	25	5000	1065
2442560199	04-100-04	50	5000	1730
2442580199	04-104-04	100	5000	3120
2442610199	04-108-04	200	5000	5775
2442620199	04-110-04	300	2500	4290
2442630199	04-112-04	400	2500	5460
2442640199	04-116-04	600	1250	4135
2442650199	04-118-04	900	1250	5870
2442660199	04-120-04	1200	1000	6120



### General Cable - #22 AWG

Item No.	Mfg. Part No.	No. of Pairs	Standard Reel Length (Ft)	Standard Reel Weight (LB)
0000240014	7525058	6	5000	525
0000240015	7525066	12	5000	850
0000240016	7525074	25	5000	1425
0000240017	7525082	50	5000	2525
0000240018	7525090	100	2500	2213
000056160	7525108	200	2500	4175
0000240060	7528599	300	1250	3050



### General Cable - #24 AWG

Item No.	Mfg. Part No.	No. of Pairs	Standard Reel Length (Ft)	Standard Reel Weight (LB)
0000240019	7525116	6	5000	475
0000240020	7525124	12	5000	675
0000240021	7525140	25	5000	1000
0000240022	7525157	50	5000	1775
0000240024	7525173	100	5000	3050
0000240026	7525199	200	2500	2675
0000195914	7525207	300	2500	4025
0000240027	7525215	400	2500	5175
0000186709	7525223	600	1250	3800
0000240028	7525231	900	1250	5550



## 6 mil Copper Shield Cable

### GOPIC®-F

(Copper Shield-Gopher Protected-Filled)

GOPIC-F cables are designed for use in duct or direct burial applications where protection from moisture is required. GOPIC-F may be used aerially, but must be attached to a support strand. GOPIC-F cables are recommended for use in high-risk areas where additional mechanical or rodent protection is required. RUS Specification PE-39.

#### Superior Essex - #22 AWG GOPIC-F

Item No.	Mfg. Part No.	No. of Pairs	Standard Reel Length (Ft)	Standard Reel Weight (LB)
2441020199	04-057-27	6	5000	540
2441030199	04-059-27	12	5000	860
2441050199	04-062-27	25	5000	1465
2441070199	04-065-27	50	5000	2495
2441590199	04-069-27	100	5000	4715
2441620199	04-073-27	200	2500	4500
2441630199	04-075-27	300	2500	6385



#### Superior Essex - #24 AWG GOPIC-F

Item No.	Mfg. Part No.	No. of Pairs	Standard Reel Length (Ft)	Standard Reel Weight (LB)
2442010199	04-092-27	6	5000	415
2442020199	04-094-27	12	5000	660
2442040199	04-097-27	25	5000	1065
2442060199	04-100-27	50	5000	1755
2442080199	04-104-27	100	5000	3120
2442110199	04-108-27	200	5000	5800
2442120199	04-110-27	300	2500	4300
2442130199	04-112-27	400	2500	5475
2442140199	04-116-27	600	1250	4145
2442150199	04-118-27	900	1250	5880



#### General Cable - #22 AWG

Item No.	Mfg. Part No.	No. of Pairs	Standard Reel Length (Ft)	Standard Reel Weight (LB)
0000240038	7528003	6	5000	525
0000240039	7528011	12	5000	850
0000240040	7528037	25	5000	1450
0000240041	7528045	50	5000	2600
0000240043	7528060	100	2500	2250
0000240045	7528086	200	2500	4250



#### General Cable - #24 AWG

Item No.	Mfg. Part No.	No. of Pairs	Standard Reel Length (Ft)	Standard Reel Weight (LB)
0000240046	7528102	6	5000	475
0000240047	7528110	12	5000	675
0000240048	7528136	25	5000	1075
0000353866	7528144	50	5000	1875
0000240050	7528169	100	5000	3150
0000240052	7528185	200	2500	2750
0000240053	7528193	300	2500	4100
0000240054	7528201	400	2500	5275
0000240055	7528219	600	1250	3850
0000240056	8527227	900	1250	5600
0000240057	7528235	1200	1000	5950





## 8 mil Aluminum Shield Foam Skin Filled Cable

### SEALPIC®-FSF

(Aluminum Shield-Single Jacket-Foam Skin Filled)

SEALPIC-FSF cables are designed for direct burial or duct applications where protection from moisture is required and aluminum shielding is desired. SEALPIC-FSF may be used aerially, but must be attached to a support strand. RUS Specification PE-89.

#### Superior Essex - #22 AWG SEALPIC-FSF

Item No.	Mfg. Part No.	No. of Pairs	Standard Reel Length (Ft)	Standard Reel Weight (LB)
2421210199	09-057-02	6	5000	415
2421220199	09-059-02	12	5000	685
2421240199	09-062-02	25	5000	1165
2421260199	09-065-02	50	5000	1955
2421280199	09-069-02	100	5000	3540
2421310199	09-073-02	200	2500	3350
2421320199	09-075-02	300	1250	2495
2421330199	09-077-02	400	1250	3245
2421340199	09-081-02	600	1250	4995



Exchange Cable

#### Superior Essex - #24 AWG SEALPIC-FSF

Item No.	Mfg. Part No.	No. of Pairs	Standard Reel Length (Ft)	Standard Reel Weight (LB)
2422210199	09-092-02	6	5000	320
2422220199	09-094-02	12	5000	490
2422240199	09-097-02	25	5000	810
2422260199	09-100-02	50	5000	1365
2422280199	09-104-02	100	5000	2395
2422310199	09-108-02	200	5000	4665
2422320199	09-110-02	300	2500	3320
2422330199	09-112-02	400	2500	4475
2422340199	09-116-02	600	1250	3145
2422350199	09-118-02	900	1250	4800
2422360199	09-120-02	1200	1250	6225
2422370199	09-121-02	1500	1000	6190
2422380199	09-124-02	1800	1000	7355



## 8 mil Aluminum Shield Foam Skin Filled Cable

### General Cable - #22 AWG

Item No.	Mfg. Part No.	No. of Pairs	Standard Reel Length (Ft)	Standard Reel Weight (LB)
0000240032	7525595	6	5000	500
0000240033	7525603	12	5000	700
2741350494	7525629	25	5000	1150
0000240034	7525637	50	5000	2000
0000240035	7525652	100	2500	1813
0000240036	7525678	200	2500	3325
0000240037	7525686	300	1250	2438
0000239945	7525694	400	1250	3213



### General Cable - #24 AWG

Item No.	Mfg. Part No.	No. of Pairs	Standard Reel Length (Ft)	Standard Reel Weight (LB)
0000239946	7525751	6	5000	350
0000366461	7525769	12	5000	500
0000251780	7525785	25	5000	875
0000251781	7525793	50	5000	1450
0000270423	7525819	100	5000	2450
0000239949	7525835	200	2500	2250
0000239950	7525843	300	2500	3225
0000239951	7525850	400	2500	4250
0000239952	7525868	600	1250	3050
0000239953	7525876	900	1250	4525
0000239969	7526973	1200	1000	4720
0000239970	7526981	1500	1000	5850
0000239971	7526999	1800	1000	7040



# 8 mil Aluminum/Steel Shield Foam Skin Filled Cable

## CASPIC®-FSF

(Aluminum/Steel Shield-Single Jacket-Foam Skin Filled)

CASPIC-FSF cables are designed for direct burial or duct applications where protection from moisture is required. CASPIC-FSF cables are recommended for use in high-risk areas where additional mechanical or rodent protection is required. CASPIC-FSF may be used aerially, but must be attached to a support strand. RUS Specification PE-89.

### Superior Essex - #22 AWG CASPIC-FSF

Item No.	Mfg. Part No.	No. of Pairs	Standard Reel Length (Ft)	Standard Reel Weight (LB)
2431220199	09-057-92	6	5000	540
2431230199	09-059-92	12	5000	860
2431250199	09-062-92	25	5000	1390
2431270199	09-065-92	50	5000	2295
2431290199	09-069-92	100	5000	4265
8800001785	09-073-92	200	2500	3650
2431330199	09-075-92	300	1250	2720



Exchange Cable

### Superior Essex - #24 AWG CASPIC-FSF

Item No.	Mfg. Part No.	No. of Pairs	Standard Reel Length (Ft)	Standard Reel Weight (LB)
2432210199	09-092-92	6	5000	465
2432220199	09-094-92	12	5000	615
2432240199	09-097-92	25	5000	1065
2432260199	09-100-92	50	5000	1615
2432280199	09-104-92	100	5000	2745
2432310199	09-108-92	200	2500	2510
2432320199	09-110-92	300	2500	3540
2432330199	09-112-92	400	2500	4815
2432340199	09-116-92	600	1250	3350
2432350199	09-118-92	900	1250	5060
2432360199	09-120-92	1200	1250	6525
2432370199	09-121-92	1500	1000	6455
2432380199	09-124-92	1800	1000	7650



### General Cable - #22 AWG

Item No.	Mfg. Part No.	No. of Pairs	Standard Reel Length (Ft)	Standard Reel Weight (LB)
0000239954	7526551	6	5000	625
0000239955	7526569	12	5000	900
0000239956	7526577	25	5000	1400
0000239957	7526585	50	5000	2325
0000239958	7526601	100	2500	1975
0000239959	7526619	200	2500	3575
0000239960	7526627	300	1250	2563



### General Cable - #24 AWG

Item No.	Mfg. Part No.	No. of Pairs	Standard Reel Length (Ft)	Standard Reel Weight (LB)
	7071608	6	5000	450
0000239961	7526668	12	5000	625
	7526684	25	5000	1050
0000239962	7526692	50	5000	1650
0000239963	7526718	100	5000	2750
0000239964	7526734	200	2500	2450
0000239965	7526742	300	2500	3425
0000239966	7526759	400	2500	4500
0000239967	7526767	600	1250	3238
0000239968	7526775	900	1250	4738



# 8 mil Aluminum Shield Air Core Exchange Cable

## SEALPIC®

(Aluminum Shield-Single Jacket)

SEALPIC cables are designed primarily for aerial use. In this application, the cable must be attached to a support strand. If the cable is to be placed in a duct, the cable must be pressurized. RUS Specification PE-22.

### Superior Essex - #22 AWG SEALPIC

Item No.	Mfg. Part No.	No. of Pairs	Standard Reel Length (Ft)	Standard Reel Weight (LB)
2131010199	01-057-40	6	5000	390
2131020199	01-059-40	12	5000	610
2131040199	01-062-40	25	5000	1065
2131060199	01-065-40	50	5000	1780
2131080199	01-069-40	100	5000	3190
0000228267	01-073-40	200	5000	6175
Call KGP for #	01-075-40	300	2500	4625
Call KGP for #	01-077-40	400	2500	5985
Call KGP for #	01-081-40	600	1250	4520
Call KGP for #	01-083-40	900	1250	6590
Call KGP for #	01-085-40	1200	1000	6920



### Superior Essex - #24 AWG SEALPIC

Item No.	Mfg. Part No.	No. of Pairs	Standard Reel Length (Ft)	Standard Reel Weight (LB)
2132010199	01-092-40	6	5000	295
2132020199	01-094-40	12	5000	440
2132040199	01-097-40	25	5000	735
2132060199	01-100-40	50	5000	1240
2132080199	01-104-40	100	5000	2170
2132110199	01-108-40	200	5000	4190
2132120199	01-110-40	300	5000	5900
2132130199	01-112-40	400	2500	4015
2132140199	01-116-40	600	2500	5710
Call KGP for #	01-118-40	900	1250	4315
2132160199	01-120-40	1200	1250	5570
2132170199	01-121-40	1500	1250	6855
0000000341	01-126-40	2400	750	6915



### General Cable - #22 AWG

Item No.	Mfg. Part No.	No. of Pairs	Standard Reel Length (Ft)	Standard Reel Weight (LB)
0000239972	7527005	6	5000	350
0000239973	7527013	12	5000	550
0000239974	7527021	25	5000	950
0000239975	7527039	50	5000	1625
0000239976	7527054	100	2500	1488
0000239977	7527062	200	2500	2850



### General Cable - #24 AWG

Item No.	Mfg. Part No.	No. of Pairs	Standard Reel Length (Ft)	Standard Reel Weight (LB)
0000239978	7527112	6	5000	275
0000239979	7527120	12	5000	400
0000239980	7527138	25	5000	675
0000239981	7527146	50	5000	1125
0000251785	7527161	100	5000	2000
0000239983	7527187	200	2500	1863
0000239984	7527195	300	2500	2725
0000239985	7527203	400	2500	3575
0000239986	7527211	600	1250	2650
0000239987	7527229	900	1250	3888





# 8 mil Aluminum Shield Figure 8 Air Core Cable

## SEALPIC-84

(Aluminum Shield-Single Jacket-Figure 8)

SEALPIC-84 cables are designed for aerial installations. The core and support member (messenger) lay parallel to each other forming a cross-sectional "figure 8". The messenger is an integral part of the cable sheath, yet readily available for gripping, pulling and tensioning. Installation is fast and easy using standard methods and hardware. RUS Specification PE-38.

### Superior Essex - #24 AWG SEALPIC-84

Item No.	Mfg. Part No.	No. of Pairs	Standard Reel Length (Ft)	Standard Reel Weight (LB)
2142010199	01-092-38	6	5000	1115
2142020199	01-094-38	12	5000	1280
2142040199	01-097-38	25	5000	1595
2142060199	01-100-38	50	5000	2065
2142080199	01-104-38	100	5000	3275
2142110199	01-108-38	200	2500	2440
Call KGP for #	01-110-38	300	2500	3585
Call KGP for #	01-112-38	400	2500	4434



Exchange Cable

### General Cable - #24 AWG

Item No.	Mfg. Part No.	No. of Pairs	Standard Reel Length (Ft)	Standard Reel Weight (LB)
0000239938	2012015	6	5000	275
0000239939	2012016	12	5000	400
0000239934	2012004	25	5000	675
0000239935	2012005	50	5000	1125
0000239936	2012006	100	5000	2000



ALTOS® Enhanced Cables

2-432 Fibers

An Evolant™ Solutions Product

Transmission Performance Table

Fiber Code	K	C	E	E
Performance Option Code	30	31	01	00
Fiber type	62.5/125 μm	50/125 μm	Single-mode	Single-mode
Maximum Attenuation (dB/km)	3.5/1.0	3.5/1.5	0.4/0.4/.03	0.35/.035/0.25
Minimum LED Bandwidth (MHz-km )	200/500	500/500	—/—/—	—/—/—
Minimum Effective Modal Bandwidth (MHz-km)	220/—*	510/—*	—/—/—	—/—/—
Serial Gigabit Ethernet Distance (m)	300/550	600/600	5000/—/—	5000/—/—
Serial 10 Gigabit Ethernet Distance (m)	33/—	82/—	10000/40000	10000/40000

\*EMB when deployed with 850 nm, 1 Gb/s VCSELs as predicted by RML bandwidth using FOTP-204.

Ordering Information

Contact Customer Service for other options.

□ □ □ □ U □ - T □ 1 □ □ A 2 0  
1 2 3 4 5 6 7 8 9 10 11 12 13 14

1 - 3 Select Fiber count (002 to 288)

4 Select fiber code (see Transmission Performance Table)

5 / 12 Defines cable type  
U = ALTOS Cable  
D = Gel Free  
A = Gel Filled

6 Defines jacket  
4 = Non Armor  
5 = Single Armor Double Jacket  
C = Single Armor Single Jacket

7 Defines fiber placement  
T = 12 fiber/buffer tube (standard)

8 Select length markings  
4 = Markings in feet (standard)  
3 = Markings in meters

9 Defines tensile strength  
1 = 2700 N/600 lb (standard)

10- 11 Select performance option code  
(see Transmission Performance Table)

13- 14 Defines special requirements  
20 = RUS markings


# Single Mode Non-Armored

## EU4

### 2-432 Fibers

Single Mode, Non-Armored, Single-Jacket, .4/.3 Attenuation

EU4 (Single mode, non-armored, dielectric central member, .4/.3 attenuation, marked in feet). This loose tube cable is designed for outdoor and limited indoor use. The loose tube design provides stable and highly reliable transmission parameters for a variety of voice, data, video, and imaging applications. The design also provides high fiber density within a given cable diameter while allowing flexibility to suit many system designs.



#### Corning Cable Systems LLC

Gel		
Item No.	Mfg. Part No.	Unit of Measure
0000203751	012EU4-T4101A20	FT
0000203766	024EU4-T4101A20	FT
0000203789	048EU4-T4101A20	FT
0000203802	072EU4-T4101A20	FT
0000203812	096EU4-T4101A20	FT
0000204609	144EU4-T4101A20	FT
0000204610	288EU4-T4101A20	FT


Dry		
Item No.	Mfg. Part No.	Unit of Measure
0000211938	012EU4-T4101D20	FT
0000212095	024EU4-T4101D20	FT
0000221572	048EU4-T4101D20	FT
0000219197	072EU4-T4101D20	FT
0000211939	096EU4-T4101D20	FT
0000223139	144EU4-T4101D20	FT
0000224642	288EU4-T4101D20	FT

## EU4

### 2-432 Fibers

Single Mode, Non-Armored, Single-Jacket, .35/.25 Attenuation

EU4 (Single mode, non-armored, dielectric central member, .35/.25 attenuation, marked in feet). This loose tube cable is designed for outdoor and limited indoor use. The loose tube design provides stable and highly reliable transmission parameters for a variety of voice, data, video, and imaging applications. The design also provides high fiber density within a given cable diameter while allowing flexibility to suit many system designs.



#### Corning Cable Systems LLC

Gel		
Item No.	Mfg. Part No.	Unit of Measure
0000203750	012EU4-T4100A20	FT
0000203765	024EU4-T4100A20	FT
0000203788	048EU4-T4100A20	FT
0000203801	072EU4-T4100A20	FT
0000203811	096EU4-T4100A20	FT
0000203824	144EU4-T4100A20	FT
0000203843	288EU4-T4100A20	FT

Dry		
Item No.	Mfg. Part No.	Unit of Measure
0000222377	012EU4-T4100D20	FT
0000391944	024EU4-T4100D20	FT
0000223844	048EU4-T4100D20	FT
0000391946	072EU4-T4100D20	FT
0000224530	096EU4-T4100D20	FT
0000391947	144EU4-T4100D20	FT
0000226571	288EU4-T4100D20	FT


# Single Mode Single-Armor Single-Jacket

## EUC

### 2-432 Fibers

Single Mode, Single-Armor, Single-Jacket, .4/.3 Attenuation

EUC (Single mode, single armored, single jacket dielectric central member, .4/.3 attenuation, marked in feet). This loose tube cable is designed for outdoor and limited indoor use. The loose tube design provides stable and highly reliable transmission parameters for a variety of voice, data, video, and imaging applications. The design also provides high fiber density within a given cable diameter while allowing flexibility to suit many system designs.



#### Corning Cable Systems LLC

##### Gel

Item No.	Mfg. Part No	Unit of Measure
0000203757	012EUC-T4101A20	FT
0000203772	024EUC-T4101A20	FT
0000203739	048EUC-T4101A20	FT
0000203806	072EUC-T4101A20	FT
0000203816	096EUC-T4101A20	FT
0000203828	144EUC-T4101A20	FT
	288EUC-T4101A20	FT

##### Dry


Item No.	Mfg. Part No	Unit of Measure
0000207018	012EUC-T4101D20	FT
0000207019	024EUC-T4101D20	FT
0000222959	048EUC-T4101D20	FT
0000219198	072EUC-T4101D20	FT
0000234062	096EUC-T4101D20	FT
0000221768	144EUC-T4101D20	FT
0000217373	288EUC-T4101D20	FT

## EUC

### 2-432 Fibers

Single Mode, Single-Armor, Single-Jacket, .35/.25 Attenuation

EUC (Single mode, single armored, single jacket dielectric central member, .35/.25 attenuation, marked in feet). This loose tube cable is designed for outdoor and limited indoor use. The loose tube design provides stable and highly reliable transmission parameters for a variety of voice, data, video, and imaging applications. The design also provides high fiber density within a given cable diameter while allowing flexibility to suit many system designs.



#### Corning Cable Systems LLC

##### Gel

Item No.	Mfg. Part No	Unit of Measure
0000203756	012EUC-T4100A20	FT
0000203771	024EUC-T4100A20	FT
0000203793	048EUC-T4100A20	FT
0000203805	072EUC-T4100A20	FT
0000203815	096EUC-T4100A20	FT
0000203827	144EUC-T4100A20	FT
0000203846	288EUC-T4100A20	FT

##### Dry

Item No.	Mfg. Part No	Unit of Measure
0000214376	012EUC-T4100D20	FT
0000214377	024EUC-T4100D20	FT
0000216948	048EUC-T4100D20	FT
0000216949	072EUC-T4100D20	FT
0000300649	096EUC-T4100D20	FT
0000300650	144EUC-T4100D20	FT
0000300651	288EUC-T4100D20	FT




# Single Mode, Single-Armor, Double-Jacket

EU5

2-432 Fibers

Single Mode, Single-Armor, Double-Jacket, .4/.3 Attenuation

EU5 (Single mode, single-armored, double-jacket dielectric central member, .4/.3 attenuation, marked in feet). This loose tube cable is designed for outdoor and limited indoor use. The loose tube design provides stable and highly reliable transmission parameters for a variety of voice, data, video, and imaging applications. The design also provides high fiber density within a given cable diameter while allowing flexibility to suit many system designs.



## Corning Cable Systems LLC

Gel		
Item No.	Mfg. Part No.	Unit of Measure
	012EU5-T4101A20	FT
	024EU5-T4101A20	FT
	048EU5-T4101A20	FT
	072EU5-T4101A20	FT
	096EU5-T4101A20	FT
	144EU5-T4101A20	FT
	288EU5-T4101A20	FT

Dry		
Item No.	Mfg. Part No.	Unit of Measure
0000466165	012EU5-T4101D20	FT
0000221570	024EU5-T4101D20	FT
0000223180	048EU5-T4101D20	FT
0000221574	072EU5-T4101D20	FT
0000223901	096EU5-T4101D20	FT
0000233902	144EU5-T4101D20	FT
	288EU5-T4101D20	FT

EU5

2-432 Fibers

Single Mode, Single-Armor, Double-Jacket, .35/.25 Attenuation

EU5 (Single mode, single armored, double jacket dielectric central member, .35/.25 attenuation, marked in feet). This loose tube cable is designed for outdoor and limited indoor use. The loose tube design provides stable and highly reliable transmission parameters for a variety of voice, data, video, and imaging applications. The design also provides high fiber density within a given cable diameter while allowing flexibility to suit many system designs.



## Corning Cable Systems LLC

Gel		
Item No.	Mfg. Part No.	Unit of Measure
	012EU5-T4100A20	FT
	024EU5-T4100A20	FT
	048EU5-T4100A20	FT
	072EU5-T4100A20	FT
	096EU5-T4100A20	FT
	144EU5-T4100A20	FT
	288EU5-T4100A20	FT

Dry		
Item No.	Mfg. Part No.	Unit of Measure
0000213192	012EU5-T4100D20	FT
0000300645	024EU5-T4100D20	FT
0000300647	048EU5-T4100D20	FT
0000300648	072EU5-T4100D20	FT
0000300964	096EU5-T4100D20	FT
0000300650	144EU5-T4100D20	FT
0000300651	288EU5-T4100D20	FT

Fiber Optic Cable

# Single Mode Ribbon Cables

## SST-Ribbon™ Cables

Corning Cable Systems SST-Ribbon Cable contains readily identifiable 12-fiber ribbons in a filled buffer tube. Steel or dielectric rods placed 180 degrees apart in the cable's jacket provide the required tensile strength for armored and dielectric constructions, respectively. This cable design exhibits excellent water blocking performance and is jacketed with a polyethylene outer jacket. Armored cables include a copolymer-coated steel tape armoring. Available in 62.5  $\mu$ m, 50  $\mu$ m, single-mode and hybrid versions.

- 12-216 Fibers
  - xxxEC4-14101-53 Dielectric
  - xxxEC5-14101-53 Armored
- (xxx represents fiber count)

CORNING



### Corning Cable Systems LLC

Mfg. Part No.	Armored
024EC4-14101-53	No
072EC4-14101-53	No
096EC4-14101-53	No
012EC5-14101-53	Yes
024EC5-14101-53	Yes
036EC5-14101-53	Yes
048EC5-14101-53	Yes
96EC5-14101-53	Yes
120EC5-14101-53	Yes
144EC5-14101-53	Yes

## SST-UltraRibbon™ Cables

Corning Cable Systems SST-UltraRibbon Cable provides the ultimate solution for outdoor high-fiber-count applications. Available in fiber counts from 240-432, 576, 720, or 864 fibers, SST-UltraRibbon cables provide the most fibers in the smallest cable design to maximize use of critical duct space. Corning Cable Systems' patented design uses both 24- and 36- fiber ribbons within a central tube to minimize the buffer tube and cable dimensions for the smallest and lightest cables in the industry for superb installation results. Dielectric, single-armor and toneable versions are available to provide the widest range of installation options.

- 240-864 Fibers
  - xxxEV4-14101-53 Dielectric
  - xxxEV5-14101-53 Armored
- (xxx represents fiber count)

CORNING



### Corning Cable Systems LLC

Mfg. Part No.	Armored
336EV4-14101-53	No
432EV4-14101-53	No
576EV4-14101-53	No
720EV4-14101-53	No
864EV4-14101-53	No
240EV5-14101-53	Yes
264EV5-14101-53	Yes
288EV5-14101-53	Yes
336EV5-14101-53	Yes
384EV5-14101-53	Yes
576EV5-14101-53	Yes
720EV5-14101-53	Yes
864EV5-14101-53	Yes

# Single Mode Ribbon Gel-Free Cables

## SST-Ribbon™ Gel-Free Cables

Corning Cable Systems SST-Ribbon Gel-Free Cables represent a truly innovative breakthrough in outside plant cable technology and introduce a new generation of totally dry (gel-free) cables. The cable consists of a single buffer tube that contains a stack of up to eighteen 12-fiber ribbons wrapped within a water-swallowable foam tape. This central buffer tube is surrounded by a second water-swallowable tape. Dielectric or steel strength members located 180 degrees apart under the cable jacket provide tensile and anti-buckling strength. The cable is jacketed with a black UV-resistant polyethylene sheath. Armored cables include a copolymer-coated corrugated steel tape armor layer.

- 12-216 Fibers
- xxxEC4-14101-D53 Dielectric
- xxxEC5-14101-D53 Armored

(xxx represents fiber count)

### Corning Cable Systems LLC

Mfg. Part No.	Armored
024EC4-14100-D53	No
144EC4-14101-D53	No
024EC5-14101-D53	Yes
048EC5-14101-D53	Yes
072EC5-14101-D53	Yes
144EC5-14101-D53	Yes
216EC5-14101-D53	Yes



## SST-UltraRibbon™ Gel-Free Cables

Corning Cable Systems SST-UltraRibbon Gel-Free Cables continue the revolution in outdoor cable design by introducing a new generation of high-fiber-count gel-free cables. This cable consists of a single buffer tube containing a stack of up to eighteen 24-fiber ribbons wrapped within a protective water-swallowable foam tape. This central buffer tube is surrounded by a second water-swallowable tape. Dielectric or steel strength members located 180 degrees apart under the cable jacket provide tensile and anti-buckling strength. The cable is jacketed with a black UV-resistant polyethylene sheath. Armored cables include a copolymer-coated corrugated steel tape armor layer.

- 288-432 Fibers
- xxxEV4-14101-D53 Dielectric
- xxxEV5-14101-D53 Armored

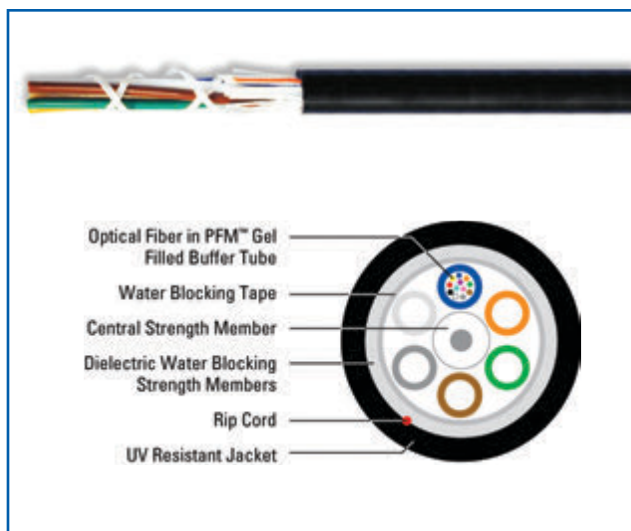
(xxx represents fiber count)

### Corning Cable Systems LLC

Mfg. Part No.	Armored
288EV4-14101-D53	No
432EV4-14101-D53	No
288EV5-14100-D53	Yes
432EV5-14101-D53	Yes



# Loose Tube Single Jacket All Dielectric



## Series 11

Loose tube cables are the product of choice as the backbone in Outside Plant (OSP) environments. The rugged loose tube design offers reliable transmission performance over a broad temperature range. Optical fibers are placed inside filled buffer tubes containing PFM™ gel. The core is constructed by stranding the buffer tubes around a central member using a reverse oscillating lay (ROL). The core is wrapped with flexible strength members covered with a water blocking tape, then encased with a black jacket. A rip cord is included under the jacket for ease of entry.

### Applications

- Underground duct and lashed aerial
- Trunk, distribution and feeder cable
- Local loop, metro, long-haul and broadband network

### Features

- Available with up to 288-fiber
- Multiple fiber types including hybrids
- Central strength members available in metallic or dielectric
- Dry (SAP) core standard
- Standard tube size for all fiber counts
- PFM™ gel

### Benefits

- High fiber density
- Multiple network applications
- Metallic option offers ease of location, dielectric design eliminates grounding issues
- Reduces cable prep and installation time
- Reduces the number of tools required
- Non-sticky gel speeds fiber access and cleanup

### Specifications

<b>Fiber Count</b>	Available in 12-fiber up to 432-fiber
<b>Maximum Tensile Loading lbs (N)</b>	Install: 600 (2,700) Long Term: 200 (890)
<b>Standards Compliance</b>	Telcordia GR-20-CORE RDUP PE-90 Designation MLT ICEA S-87-640-2006 RoHS-compliant

### Environmental Specifications

<b>Operation/Storage</b>	-40°C to +70°C
<b>Installation</b>	-30°C to +60°C

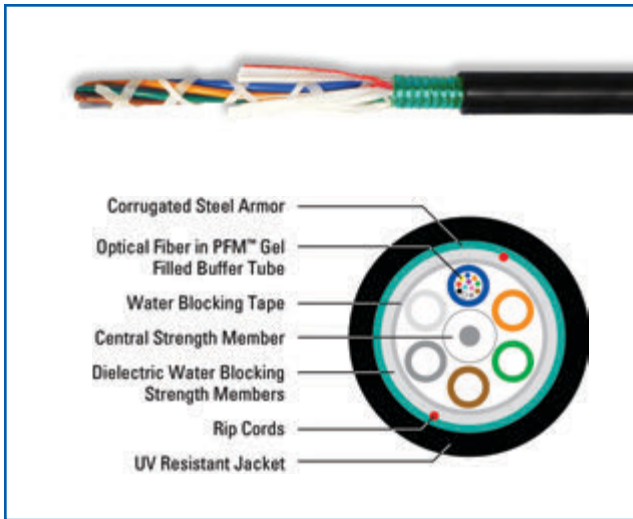
## Superior Fiber

Mfg. Part No.*	Fiber Count
110063T01	6
110123T01	12
110243T01	24
110363T01	36
110483101	48
110723101	72
110963101	96
111443101	144
112163101	216
112883101	288

\*All part #'s shown above utilize reduced water peak single mode fiber.

Other Options Available

# Loose Tube Single Jacket Single Armor



## Series 12

Loose tube cables are the product of choice as the backbone in Outside Plant (OSP) environments. The rugged loose tube design offers reliable transmission performance over a broad temperature range. Optical fibers are placed inside filled buffer tubes containing PFM™ gel. The core is constructed by stranding the buffer tubes around a central member using a reverse oscillating lay (ROL). The core is wrapped with flexible strength members covered with a water blocking tape. A corrugated steel armor is applied and then encased with a black jacket. Rip cords are included under the armor for ease of entry.

### Applications

- Direct bury, underground duct and lashed aerial
- Trunk, distribution and feeder cable
- Local loop, metro, long-haul and broadband network

### Features

- Available with up to 288-fiber
- Multiple fiber types including hybrids
- Dry (SAP) core standard
- Standard tube size for all fiber counts
- Corrugated steel armor
- PFM™ gel

### Benefits

- High fiber density
- Multiple network applications
- Reduces cable prep and installation time
- Reduces the number of tools required
- Improves compressive strength and rodent protection
- Non-sticky gel speeds fiber access and clean-up

### Specifications

<b>Fiber Count</b>	Available in 6-fiber up to 288-fiber
<b>Maximum Tensile Loading lbs (N)</b>	Install: 600 (2,700) Long Term: 200 (890)
<b>Standards Compliance</b>	Telcordia GR-20-CORE RDUP PE-90 Designation MLT ICEA S-87-640-2006 RoHS-compliant

### Environmental Specifications

<b>Operation/Storage</b>	-40°C to +70°C
<b>Installation</b>	-30°C to +75°C

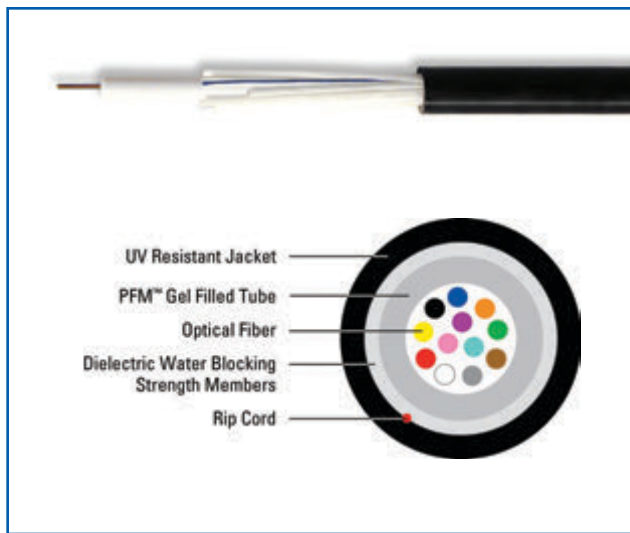
### Superior Fiber

Mfg. Part No.*	Fiber Count
120063T01	6
120123T01	12
120243T01	24
120363T01	36
120483101	48
120723101	72
120963101	96
121443101	144
122163101	216
122883101	288

\*All part #'s shown above utilize reduced water peak single mode fiber.

Other Options Available

# Single Loose Tube All Dielectric



## Series 51

Loose tube cables are the product of choice as the backbone in Outside Plant (OSP) applications. Single Loose tube cables offer a low cost alternative to traditional stranded loose tube cables. The loose tube design offers reliable transmission performance over a broad temperature range. The rugged single loose tube design features optical fibers placed inside a single PFM™ gel filled tube. The core tube includes up to 8-fiber bundles, each containing up to 12 optical fibers bound within a color coded binder. The core tube is then helically wrapped with water blocking strength members, then encased with a black jacket. A rip cord is included under the jacket to provide ease of access to the core tube.

### Applications

- Underground duct and lashed aerial
- Trunk, distribution and feeder cable
- Local loop, metro, long-haul and broadband network

### Features

- Available with up to 96-fiber
- Multiple fiber types
- Dielectric outer strength members
- Dry (SAP) core standard
- Highly flexible
- Small cable diameter
- Fewer cable components
- PFM™ gel

### Benefits

- High fiber density
- Multiple network applications
- Eliminates grounding or bonding problems
- Reduces cable prep and installation time
- Easy handling
- Installation of more fibers in less space
- Reduces cost
- Non-sticky gel speeds fiber access and cleanup

### Specifications

<b>Fiber Count</b>	Available in 6-fiber up to 96-fiber
<b>Maximum Tensile Loading lbs (N)</b>	Install: 600 (2,700) Long Term: 200 (890)
<b>Standards Compliance</b>	Telcordia GR-20-CORE RDUP PE-90 Designation MLT ICEA S-87-640-2006 RoHS-compliant

### Environmental Specifications

<b>Operation/Storage</b>	-40°C to +70°C
<b>Installation</b>	-30°C to +75°C

### Superior Fiber

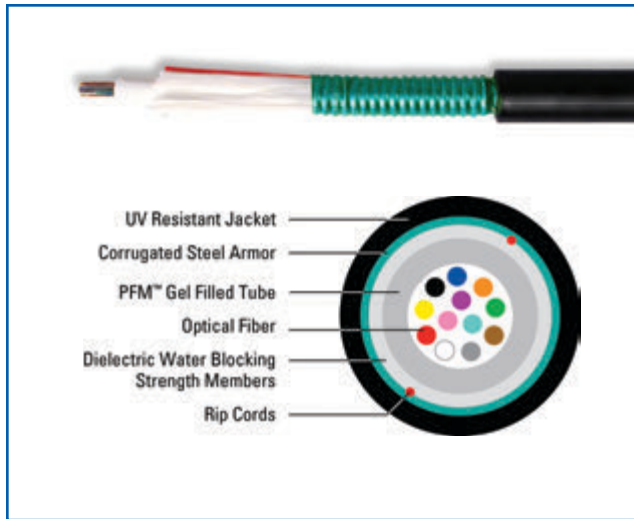
Mfg. Part No.*	Fiber Count
510063101	6
510123101	12
510243101	24
510363101	36
510483101	48
510723101	72
510963101	96

\*All part #'s shown above utilize reduced water peak single mode fiber.

Other Options Available



# Single Loose Tube Single Armor



## Series 52

Loose tube cables are the product of choice as the backbone in Outside Plant (OSP) applications. Single Loose tube cables offer a low cost alternative to traditional stranded loose tube cables. Armored cables are designed for improved mechanical and rodent protection in direct bury applications. The loose tube design offers reliable transmission performance over a broad temperature range. The rugged single loose tube design features optical fibers placed inside a single PFM™ gel filled tube. The core tube includes up to 8-fiber bundles, each containing up to 12 optical fibers bound with a color coded binder. The core is wrapped with flexible strength members and covered with a water blocking tape. A corrugated steel armor is applied and then encased with a black jacket. Rip cords are included under the armor for ease of access to the core tube.

Specifications	
<b>Fiber Count</b>	Available in 6-fiber up to 96-fiber
<b>Maximum Tensile Loading lbs (N)</b>	Install: 600 (2,700) Long Term: 200 (890)
<b>Standards Compliance</b>	Telcordia GR-20-CORE RDUP PE-90 Designation MLT ICEA S-87-640-2006 RoHS-compliant

Environmental Specifications	
<b>Operation/Storage</b>	-40°C to +70°C
<b>Installation</b>	-30°C to +75°C

## Applications

- Direct bury
- Trunk, distribution and feeder cable
- Local loop, metro, long-haul and broadband network

## Features

- Available with up to 96-fiber
- Multiple fiber types
- Dry (SAP) core standard
- Highly flexible
- Fewer cable components
- PFM™ gel

## Benefits

- High fiber density
- Multiple network applications
- Reduces cable prep and installation time
- Easy handling
- Reduces cost
- Improves compressive strength and rodent protection
- Non-sticky gel speeds fiber access and cleanup

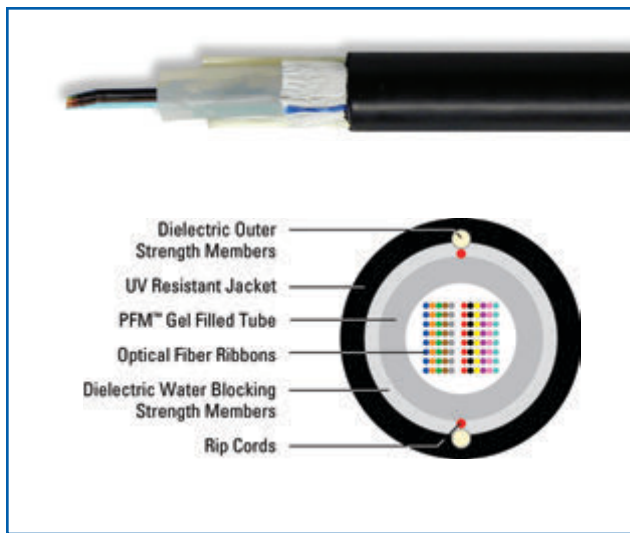
## Superior Fiber

Mfg. Part No.*	Fiber Count
520063101	6
520123101	12
520243101	24
520363101	36
520483101	48
520723101	72
520963101	96

\*All part #'s shown above utilize reduced water peak single mode fiber.

Other Options Available

# Single Tube Ribbon



## Series R1

SingleTube Ribbon Cable is designed for Outside Plant (OSP) applications, specifically lashed aerial and underground duct installations. Our industry leading optical ribbons are manufactured with high dimensional precision and low planarity, which equates to low losses during mass fusion splicing. The SingleTube Ribbon Cable features optical ribbons inside a single PFM™ gel filled tube. The core tube includes up to eighteen 12-fiber or 24-fiber ribbons. Each 12-fiber ribbon unit is discretely identified and captured in an easy peel matrix for ease of ribbon breakout and management. The core tube is wrapped with a water blocking tape. Longitudinal strength elements are applied over the core tube and encased within a black jacket. A rip cord is included under the jacket for easy access to the core tube.

### Specifications

<b>Fiber Count</b>	Available in 12-fiber up to 432-fiber
<b>Maximum Tensile Loading lbs (N)</b>	Install: 600 (2,700) Long Term: 200 (890)
<b>Standards Compliance</b>	Telcordia GR-20-CORE RDUP PE-90 Designation SLT-R RoHS-compliant

### Environmental Specifications

<b>Operation/Storage</b>	-40°C to +70°C
<b>Installation</b>	-30°C to +60°C

## Applications

- Lashed aerial, underground duct
- Broadband network
- Local loop
- Trunk, distribution and feeder cables

## Features

- Available with up to 432-fiber
- Multiple fiber types available
- Dielectric strength members
- Highly flexible tube
- Ribbon fiber
- Meets or exceeds Bellcore and RDUP specifications
- PFM™ gel


## Benefits

- High fiber density
- Multiple network applications
- Dielectric design eliminates grounding issues
- Easy handling and easy tube access
- Saves labor cost by offering mass fusion splicing
- Industry approved
- Non-sticky gel allows for easier and faster clean up

## Superior Fiber

Mfg. Part No.*	Fiber Count
R10123101	12
R10483101	48
R10723101	72
R10963101	96
R11443101	144
R11923101	192
R11216101	216
R13603101	360
R14323101	432

# Single Tube Ribbon Single Armor



## Series R2

SingleTube Ribbon Single Armor Cable is designed for Outside Plant (OSP) applications, specifically lashed aerial and underground duct installations. Our industry leading optical ribbons are manufactured with high dimensional precision and low planarity, which equates to low losses during mass fusion splicing. The SingleTube Ribbon Single Armor cable features optical ribbons inside a single PFM™ gel filled tube. The core tube includes up to eighteen 12-fiber or 24-fiber ribbons. Each 12-fiber ribbon unit is discretely identified and captured in an easy peel matrix for ease of ribbon breakout and management. The core tube is wrapped with a water blocking tape. A corrugated steel armor and longitudinal strength elements are applied over the core tube and encased within a black jacket. Rip cords are included under the armor for easy access to the core tube.

### Specifications

<b>Fiber Count</b>	Available in 12-fiber up to 432-fiber
<b>Maximum Tensile Loading lbs (N)</b>	Install: 600 (2,700) Long Term: 200 (890)
<b>Standards Compliance</b>	Telcordia GR-20-CORE RDUP PE-90 Designation SLT-R RoHS-compliant

### Environmental Specifications

<b>Operation/Storage</b>	-40°C to +70°C
<b>Installation</b>	-30°C to +60°C

### Applications

- Direct bury
- Broadband network
- Local loop
- Trunk, distribution and feeder cables

### Features

- Available with up to 432-fiber
- Multiple fiber types available
- Metallic outer strength members
- Highly flexible tube
- Corrugated steel armor
- Ribbon fiber
- Meets or exceeds Bellcore and RDUP specifications
- PFM™ gel

### Benefits

- High fiber density
- Multiple network applications
- Metallic design offers easy location
- Easy handling and easy tube access
- Compressive strength, rodent protection and ease of location
- Saves labor cost by offering mass fusion splicing
- Industry approved
- Non-sticky gel allows for easier and faster clean up

## Superior Fiber

Mfg. Part No.*	Fiber Count
R201231S1	12
R202431S1	24
R203631S1	36
R204831S1	48
R207231S1	72
R209631S1	96
R214431S1	144
R219231S1	192
R221631S1	216
R228831S1	288
R236031S1	360
R243231S1	432

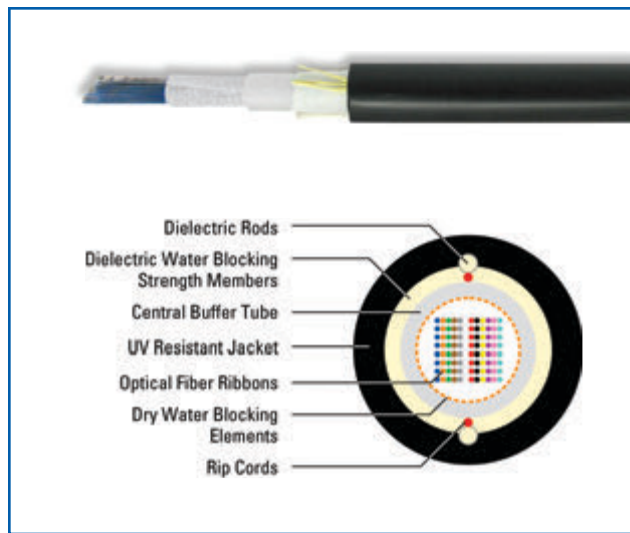
\*All part #'s shown above utilize reduced water peak single mode fiber.

Other Options Available



## Series R1D

Dri-Lite® Ribbon Single Armor Cable is a totally gel free cable. The cable is designed for Outside Plant (OSP) application, specifically direct buried, lashed aerial and underground duct applications. Our industry leading optical ribbons are manufactured with high dimensional precision and low planarity, which equates to low losses during mass fusion splicing. The Dri-Lite Ribbon Single Armor cable features optical ribbons inside a gel free tube which contains dry water blocking elements. The core tube contains up to eighteen 12-fiber or 24-fiber ribbons. Each ribbon unit is discretely identified and captured in an easy peel matrix for ease of ribbon breakout and management. The core tube is wrapped with a water blocking tape. A corrugated steel armor and longitudinal strength elements are applied over the core tube and encased within a black jacket. Rip cords are included under the armor for easy access to the core tube.



### Specifications

<b>Fiber Count</b>	Available in 12-fiber up to 432-fiber
<b>Maximum Tensile Loading lbs (N)</b>	Install: 600 (2,700) Long Term: 200 (890)
<b>Standards Compliance</b>	Telcordia GR-20-CORE RDUP PE-90 Designation SLT-R RoHS-compliant

### Environmental Specifications

<b>Operation/Storage</b>	-40°C to +70°C
<b>Installation</b>	-30°C to +60°C

### Applications

- Direct bury
- Lashed aerial
- Underground duct
- Broadband network

### Features

- Gel free water blocking technology
- Available in 12-fiber up to 432-fiber
- Multiple fiber types available
- Highly flexible tube
- Meets or exceeds Telcordia and RDUP specifications
- Small outer diameter

### Benefits

- Reduces preparation time and labor cost
- High fiber density
- Multiple network applications
- Easier handling and reduced loss
- Industry approved
- Up to 432 optical fibers in less than a 1 inch nominal diameter
- Excellent mass splicing results

### Superior Fiber

Mfg. Part No.*	Fiber Count
R10123D01	12
R10243D01	24
R10483D01	48
R10723D01	72
R10963D01	96
R11443D01	144
R11923D01	192
R12163D01	216
R12883D01	288
R13603D01	360
R14323D01	432

\*All part #'s shown above utilize reduced water peak single mode fiber.

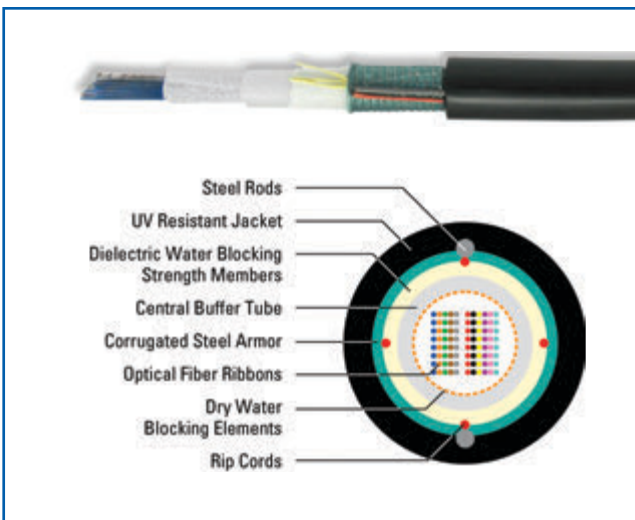
Other Options Available

# Dri-Lite® Ribbon Single Armor



## Series R2D

Dri-Lite® Ribbon Single Armor Cable is a totally gel free cable. The cable is designed for Outside Plant (OSP) application, specifically direct buried, lashed aerial and underground duct applications. Our industry leading optical ribbons are manufactured with high dimensional precision and low planarity, which equates to low losses during mass fusion splicing. The Dri-Lite Ribbon Single Armor cable features optical ribbons inside a gel free tube which contains dry water blocking elements. The core tube contains up to eighteen 12-fiber or 24-fiber ribbons. Each ribbon unit is discretely identified and captured in an easy peel matrix for ease of ribbon breakout and management. The core tube is wrapped with a water blocking tape. A corrugated steel armor and longitudinal strength elements are applied over the core tube and encased within a black jacket. Rip cords are included under the armor for easy access to the core tube.



### Specifications

<b>Fiber Count</b>	Available in 12-fiber up to 432-fiber
<b>Maximum Tensile Loading lbs (N)</b>	Install: 600 (2,700) Long Term: 200 (890)
<b>Standards Compliance</b>	Telcordia GR-20-CORE RDUP PE-90 Designation MLT ICEA S-87-640-2006 RoHS-compliant

### Environmental Specifications

<b>Operation/Storage</b>	-40°C to +70°C
<b>Installation</b>	-30°C to +60°C

### Applications

- Direct bury
- Lashed aerial
- Underground duct
- Broadband network

### Features

- Gel free water blocking technology
- Available in 12-fiber up to 432-fiber
- Multiple fiber types available
- Highly flexible tube
- Meets or exceeds Telcordia and RDUP specifications
- Small outer diameter
- Industry leading planarity

### Benefits

- Reduces preparation time and labor cost
- High fiber density
- Multiple network applications
- Easier handling and reduced loss
- Industry approved
- Up to 432 optical fibers in less than a 1 inch nominal diameter
- Excellent mass splicing results

### Superior Fiber

Mfg. Part No.*	Fiber Count
R20123DS1	12
R20243DS1	24
R20483DS1	48
R20723DS1	72
R20963DS1	96
R21443DS1	144
R21923DS1	192
R22163DS1	216
R22883DS1	288
R23603DS1	360
R24323DS1	432

\*All part #'s shown above utilize reduced water peak single mode fiber.

Other Options Available

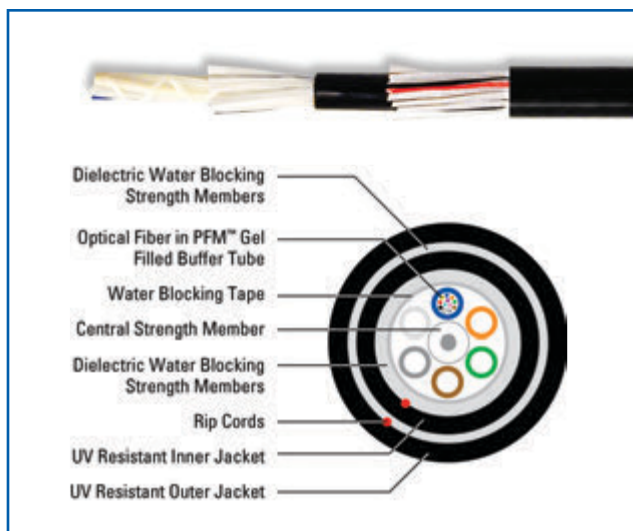


# Loose Tube Double Jacket Non-Armor



## Series 1G

Loose tube cables are the product of choice as the backbone in Outside Plant (OSP) environments. The rugged loose tube design offers reliable transmission performance over a broad temperature range. Optical fibers are placed inside filled buffer tubes containing PFM™ gel. The core is constructed by stranding the buffer tubes around a central member using a reverse oscillating lay (ROL). The core is wrapped with flexible strength members covered with a water blocking tape, then encased with a black inner jacket. Water blocking yarns and a black outer jacket are applied. Rip cords are included under each jacket for ease of entry.



### Specifications

<b>Fiber Count</b>	Available in 6-fiber up to 288-fiber
<b>Maximum Tensile Loading lbs (N)</b>	Install: 600 (2,700) Long Term: 200 (890)
<b>Standards Compliance</b>	Telcordia GR-20-CORE RDUP PE-90 Designation MLT ICEA S-87-640-2006 RoHS-compliant

### Environmental Specifications

<b>Operation/Storage</b>	-40°C to +70°C
<b>Installation</b>	-30°C to +75°C

### Applications

- Underground duct and lashed aerial
- Trunk, distribution and feeder cables
- Local loop, metro, long-haul and broadband network

### Features

- Available with up to 288-fiber
- Multiple fiber types including hybrids
- Central strength members available in metallic or dielectric
- Dry (SAP) core standard
- Standard tube size for all fiber counts
- PFM™ gel

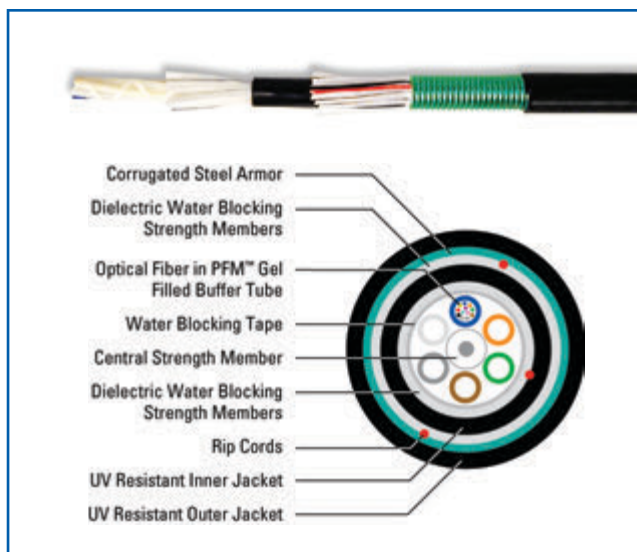
### Benefits

- High fiber density
- Multiple network applications
- Metallic option offers ease of location, dielectric design eliminates grounding issues
- Reduces cable prep and installation time
- Reduces the number of tools required
- Non-sticky gel speeds fiber access and clean-up

### Superior Fiber

Mfg. Part No.*	Fiber Count
1G0063T01	6
1G0123T01	12
1G0243T01	24
1G0363T01	36
1G0483T01	48
1G0723T01	72
1G0963T01	96
1G1443T01	144
1G2163T01	216
1G2883T01	288

# Loose Tube Double Jacket Single Armor



## Series 1A

Loose tube cables are the product of choice as the backbone in Outside Plant (OSP) environments. The rugged loose tube design offers reliable transmission performance over a broad temperature range. Optical fibers are placed inside filled buffer tubes containing PFM™ gel. The core is constructed by stranding the buffer tubes around a central member using a reverse oscillating lay (ROL). The core is wrapped with flexible strength members covered with a water blocking tape then encased with a black inner jacket. Water blocking yarns and a corrugated steel armor are applied and a black outer jacket completes the cable construction. Rip cords are included under the inner jacket and armor for ease of entry.

### Specifications

<b>Fiber Count</b>	Available in 6-fiber up to 288-fiber
<b>Maximum Tensile Loading lbs (N)</b>	Install: 600 (2,700) Long Term: 200 (890)
<b>Standards Compliance</b>	Telcordia GR-20-CORE RDUP PE-90 Designation MLT ICEA S-87-640-2006 RoHS-compliant

### Environmental Specifications

<b>Operation/Storage</b>	-40°C to +70°C
<b>Installation</b>	-30°C to +75°C

### Applications

- Direct bury, underground duct and lashed aerial
- Trunk, distribution and feeder cables
- Local loop, metro, long-haul and broadband network

### Features

- Available with up to 288-fiber
- Multiple fiber types including hybrids
- Dry (SAP) core standard
- Standard tube size for all fiber counts
- Corrugated steel armor
- PFM™ gel

### Benefits

- High fiber density
- Multiple network applications
- Reduces cable prep and installation time
- Reduces the number of tools required
- Non-sticky gel speeds fiber access and clean-up

## Superior Fiber

Mfg. Part No.*	Fiber Count
1A0063T01	6
1A0123T01	12
1A0243T01	24
1A0363T01	36
1A0483T01	48
1A0723T01	72
1A0963T01	96
1A1443T01	144
1A2163T01	216
1A2883T01	288

# Universal Drop FTTP



## Series 570Q

Universal Drop FTTP offers the most flexible solution for fiber to the premise applications. This all dielectric cable requires no grounding or bonding. The small profile reduces cost and increases both ease of use and access to small conduits. This durable design incorporates two dielectric rigid rods for tensile and crush protection, bracketing a single enhanced loose tube containing up to 12 optical fibers and PFM™ gel. This is a water-blocked design, using a “dry” water absorbing thread to prevent the migration of moisture. A black, weather resistant jacket completes the cable construction.

### Applications

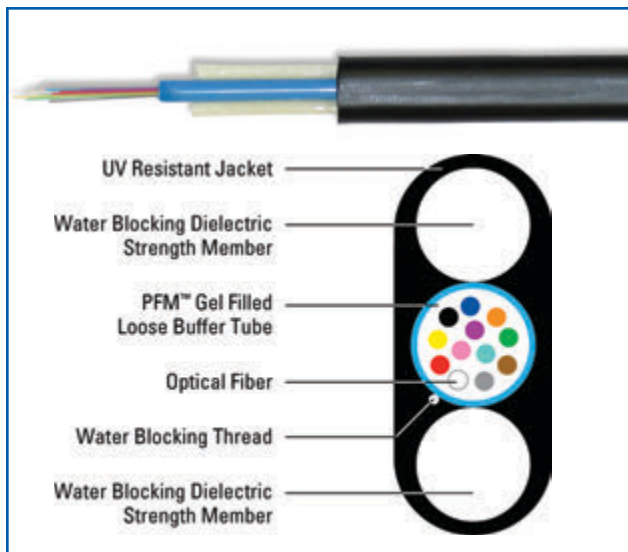
- Drop cables
- Broadband network
- Local loop
- Fiber to the premise

### Features

- Available with up to 12-fiber
- Universal design
- Dielectric
- PFM™ gel
- Dielectric Rods
- Multiple fiber types including TeraFlex®
- Bend Insensitive

### Benefits

- Offers the maximum bandwidth for FTTP business, etc.
- Aerial or direct bury
- Eliminates bonding and grounding
- Non-sticky gel reduces installation time and labor cost
- Excellent crush resistance
- Multiple network applications



### Specifications

<b>Fiber Count</b>	Available with up to 12-fiber inside a PFM™ gel filled loose buffer tube
<b>Strength Members</b>	Water blocking dielectric strength members placed parallel to single loose tube, one on each side, to provide necessary longitudinal strength
<b>Jacket</b>	Black, UV resistant jacket
<b>Nominal Dimensions in (mm)</b>	0.33 (8.2) x 0.18 (4.5)
<b>Weight lbs/kft</b>	24
<b>Minor Dimension Bend Radius in (mm)</b>	3.15 (76)
<b>Maximum Tensile Loading lbs (N)</b>	Install: 300 (1,335) Long Term: 90 (405)
<b>Standards Compliance</b>	Telcordia GR-20-CORE RDUP PE-90 Designation 570Q RoHS-compliant

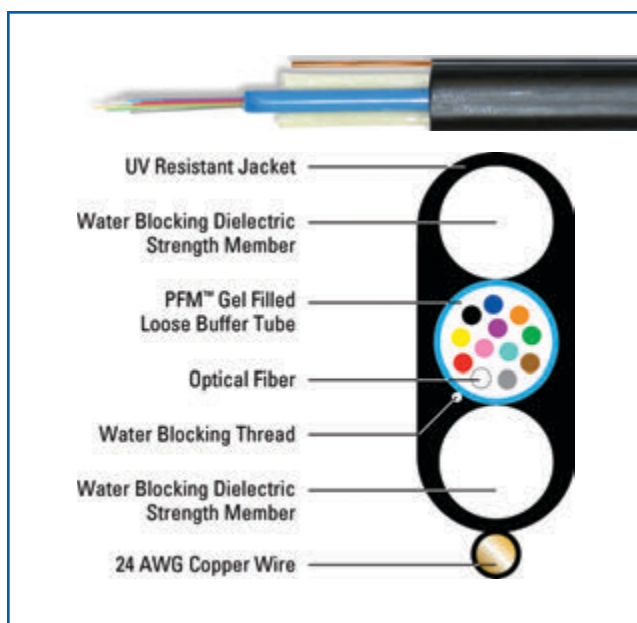
### Environmental Specifications

<b>Operation/Storage</b>	-40°C to +70°C
<b>Installation</b>	-10°C to +70°C

### Superior Fiber

Mfg. Part No.*	Standard Length (ft)	Fiber Count
57002301Q	2500	2
5700230BQ	1000	2
57004301Q	2500	4
5700430BQ	1000	4
570063D1Q	2500	6
5700630BQ	1000	6
57012301Q	2500	12

\*All part #'s shown above utilize reduced water peak single mode fiber.  
Other Options Available



## Series 571Q

Toneable Drop FTTP offers the most flexible solution for fiber to the premise applications. The toneable unit allows for easy location after installation. The small profile reduces cost and increases both ease of use and access to small conduits. This product is the low cost solution to the network's last 100 meters. The durable design incorporates two dielectric rigid rods for tensile and crush protection, bracketing a single enhanced loose tube containing up to 12 optical fibers and PFM™ gel. This is a water-blocked design, using a "dry" water absorbing thread to prevent the migration of moisture.

### Applications

- Drop cables
- Broadband network
- Local loop
- Fiber to the premise

### Features

- Available with up to 12-fiber
- Universal design
- Toneable Element
- PFM™ gel
- Dielectric Rods
- Dry (SAP) core standard
- Multiple fiber types including TeraFlex® Bend Insensitive

### Benefits

- Maximum bandwidth
- Aerial or direct bury
- Ease of location
- Non-sticky gel reduces installation time and labor cost
- Excellent crush resistance
- Reduces cable prep and installation time
- Multiple network applications

### Superior Fiber

Mfg. Part No.*	Standard Length (ft)	Fiber Count
57002311Q	2500	2
5700231BQ	1000	2
57004311Q	2500	4
5700431BQ	1000	4
57006311Q	2500	6
5700631BQ	1000	6
57012311Q	2500	12
5701231BQ	1000	12

\*All part #'s shown above utilize reduced water peak single mode fiber.  
Other Options Available

### Specifications

<b>Fiber Count</b>	Available with up to 12-fiber inside a PFM™ gel filled loose buffer tube
<b>Strength Members</b>	Water blocking dielectric strength members placed parallel to single loose tube, to provide necessary longitudinal strength
<b>Tonable Element</b>	24 AWG copper wire encased in jacket
<b>Jacket</b>	Black, UV resistant jacket
<b>Nominal Dimensions in (mm)</b>	0.40 (10.2) x 0.18 (4.5)
<b>Weight lbs/kft</b>	28
<b>Minor Dimension Bend Radius in (mm)</b>	3.15 (76)
<b>Maximum Tensile Loading lbs (N)</b>	Install: 300 (1,335) Long Term: 90 (405)
<b>Standards Compliance</b>	Telcordia GR-20-CORE RDUP PE-90 Designation 571Q RoHS-compliant

### Environmental Specifications

<b>Operation/Storage</b>	-40°C to +70°C
<b>Installation</b>	-10°C to +70°C

# Drop Cable Assembly

## CommScope FTTX Solutions RealFlex™ Universal Drop Cable

CommScope's RealFlex Universal Drop Cable is the latest innovation in drop cable technology for FTTX networks. The cable is designed to meet all outdoor drop cable requirements, as well as indoor drop cable requirements, in a single, all-in-one solution.

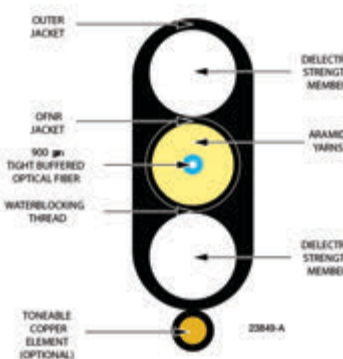
A cable within a cable, the RealFlex Universal Drop consists of a hardened flat drop exterior to weather the harsh outdoor conditions, plus an inner 3mm simplex cable UL-listed and approved for indoor use. The hardened drop cable incorporates a legacy full size connector, which can be quickly mated to a service terminal on a pole, street or underground. The 3mm inner simplex cable is equipped with a small SC connector, which can be easily transitioned into a building for connecting to an indoor ONT, splice cabinet or termination box.

The Universal Drop Cable realizes savings on several fronts. One, the SC connector eliminates the need for splice labor and termination equipment at the premises wall. The SC connector can also be connected to a less expensive indoor ONT device, which doesn't require an electrician to install. Two, the Universal Drop Cable eliminates the need to purchase, warehouse and deploy multiple cable types for service drop cable applications. And finally, three, a single "universal" drop cable can be used for all service provider planning, builds and truck-rolls – simplifying network operations and improving cost efficiencies for outside plant construction.

COMMSCOPE®



RealFlex™ Universal Drop Cable



### Ordering Information CommScope

FHD- P 1 - - - - -

Connector 1	
H	Hardened ASC
X	DLX

Connector 2	
P	SC/APC

Cable Type	
C	Universal Flat, Dielectric
D	Universal Flat, Locatable/Tonable

Cable Lengths *	
0050F	50 Feet
0100F	100 Feet
0150F	150 Feet
0200F	200 Feet
0250F	250 Feet
0300F	300 Feet
0400F	400 Feet
0500F	500 Feet
0015M	15 Meters
0030M	30 Meters
0050M	50 Meters
0080M	80 Meters
0150M	150 Meters
0220M	220 Meters

Special Request *	
L	Spoiled: Connector 1 deploys first from spool
R	Spoiled: Connector 2 deploys first from spool

\*Connector 1 Hardened ASC: cable length 0 to 1000 FT is automatically coiled unless the code "L" or "R" is specified.  
Connector 1 DLX Connector: cable length 0 to 500 FT is automatically coiled unless the code "L" or "R" is specified.

\*Cable lengths shown are for example



# Drop Cable Assembly

## RealFlex Drop Cables

CommScope's RealFlex 3 drop cables are ruggedly designed for maximum flexibility, handling and performance to meet the rigors of inside or outside plant FTTX deployments. RealFlex 3 drop cables are available in Indoor/ Outdoor, Riser and Plenum cable types for use in residential, business or multiple dwelling unit (MDU) structures.

### RealFlex 3

RealFlex 3 drop cables allow for a fiber bend radius as small as 7.5 mm without changing attenuation characteristics of the cable and improve insertion loss (IL) performance for 90 degree bend locations. With the average MDU installation including as many as seven 90 degree turns, this new fiber greatly reduces the risk to bend induced IL during installation. In addition to the improved bend radius performance, the rugged 3 mm cable construction provides the flexibility and durability to withstand the most demanding applications.

### Ordering Information

#### CommScope

MDC- X X X X - XXXX X X

Connector 1 Type

J

APC SC

N

UPC SC

Connector 2 Type

J

APC SC

N

UPC SC

O

Stub

P

SC/APC w/ Pulling Sock

Number of Fibers

1

One

Cable Type (RBR) Reduced Bend Radius

F

RBR Indoor/Outdoor Ivory

G

RBR Plenum Ivory

H

RBR Riser Ivory

J

RBR LSZH Ivory

Spool Option

O

No Spool

J

Standard Spool

F

Spoiled Connector 1 deploys first

L

Spoiled Connector 2 deploys first

Standard Cable Measurement

F

Feet

M

Meters

Standard Cable Lengths

0004

4

0010

10

0050

50

0100

100

0150

150

0200

200

0250

250

0500

500



RealFlex™ 3 Drop Cable

## RealFlex Drop Cables

### RealFlex 5

CommScope's RealFlex™ 5 Drop Cables are an ideal solution for the unique challenges encountered in the diversity of multiple tenant unit (MTU) and multiple dwelling unit (MDU) FTTX deployments. RealFlex Drop Cables allow for a bend radius as small as 7.5 mm without changing attenuation characteristics of the cable and improve insertion loss (IL) performance for 90 degree bend locations. With the average MTU or MDU installation including as many as seven 90 degree turns, this new cable greatly reduces the risk to bend induced IL during installation. In addition to the improved bend radius performance, the rugged cable construction provides the flexibility and durability to withstand the most demanding applications. The rugged indoor/outdoor cables can also be stapled, allowing for fast and easy securing of cables to most surfaces. The RealFlex 5 cable construction allows the technician to staple around tight corners without compromising insertion loss performance.

### Ordering Information

#### CommScope

FHD- X X 1K- 0 X X X X

Connector Type

H

Hardened Connector

Connector Type

O

None - Stub End

H

Hardened Connector

Length\*

Feet

100F

100 feet

150F

150 feet

200F

200 feet

300F

300 feet

500F

500 feet

Meters

030M

30 meters

050M

50 meters

080M

80 meters

150M

150 meters

220M

220 meters

\* Cable lengths shown are for example; additional cable lengths are available in feet or meters upon request



RealFlex™ 5 Drop Cable

CommScope's FTTX Solutions  
Hardened Drop Cables

CommScope's Hardened Cables are environmentally robust to provide a reliable interface for fiber drop cables in the outside plant environment. At the same time, the hardened connector approach dramatically reduces splicing labor requirements. The rugged optical connector is hardened to protect against extreme temperature, moisture, UV, chemical exposure and other harsh conditions typically found in the outside plant.

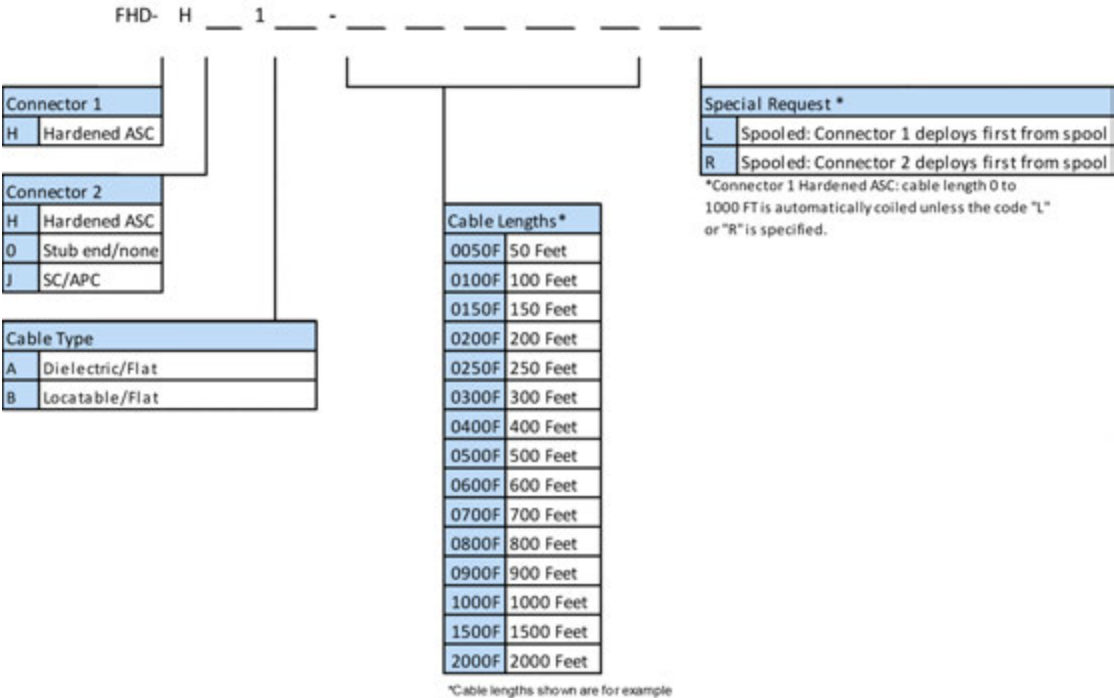
Features:

- Single-fiber, single-mode hardened connector SC APC drop cable assemblies
- Available with one or both ends connectorized
- Easy connection to hardened adapters on terminals or closures
- Drop cable fully tested to GR-20 and designed to GR-3120
- Provide the ultimate "Plug and Play" solution for durable and reliable service connection in the outside plant/drop segment of the network
- Technician-friendly to greatly simplify installation and maintenance by minimizing splicing required on the distribution side of the network
- Cost effective solutions that provide for lower overall installed costs throughout the FTTX network



Hardened Drop Cable

Ordering Information  
CommScope



\*Cable lengths shown are for example

CommScope’s FTTX Solutions DLX Drop Cables

CommScope’s DLX drop cable utilizes miniature fiber optic connectors to speed deployment of outside plant fiber cabling networks. The compact, DLX connector design allows the drop cable to be installed in tight conduit space, and requires smaller, less intrusive holes in buildings. This minimizes the need for construction and ensures more cost savings when service turn up is required. The miniature connectors also allow the use of smaller enclosures and service terminals – allowing more flexibility for installing on poles, hand holes and other space limited environments.

- Features:
- Single-fiber, single-mode hardened connector SC/APC drop cable assemblies
  - Available with one or both ends connectorized
  - Easy connection to hardened adapters on terminals or closures
  - DLX connector designed to GR-3120 specifications
  - Provide the ultimate “plug and play” solution for durable and reliable service connection in the outside plant/drop segment of the network
  - Technician-friendly to greatly simplify installation and maintenance by minimizing splicing required on the distribution side of the network
  - Cost effective solutions that provide for lower overall installed costs throughout the FTTX network
  - Full backward compatibility with legacy full-sized hardened connectors



Hardened Drop Cable

Ordering Information  
CommScope

FHD- X 1 - - - - -

Connector 1	
X	DLX Connector

Connector 2	
0	Stub
X	DLX Connector
J	SC/APC

Cable Type	
A	Dielectric/Flat
B	Locatable/Flat

Cable Lengths\*

0050F	50 Feet
0100F	100 Feet
0150F	150 Feet
0200F	200 Feet
0250F	250 Feet
0300F	300 Feet
0400F	400 Feet
0500F	500 Feet
0600F	600 Feet
0700F	700 Feet
0800F	800 Feet
0900F	900 Feet
1000F	1000 Feet
1500F	1500 Feet
2000F	2000 Feet

\*Cable lengths shown are for example

Special Request \*

L	Spooled: Connector 1 deploys first from spool
R	Spooled: Connector 2 deploys first from spool

\*Connector 1 Hardened ASC: cable length 0 to 500 FT is automatically coiled unless the code "L" or "R" is specified.

OmniReach™ FTTX Solutions  
Indoor/Outdoor Drop Cable Assemblies

CommScope’s rugged, high performance Indoor/Outdoor Drop Cables are used in FTTP networks to make drop connections from Fiber Distribution Terminals to the Optical Network Terminal (ONT) at the living unit typically found in multiple dwelling unit (MDU) applications. Applications include, but are not limited to situations where cables are transitioning from an outdoor to indoor environment. The bulk non-connectorized cable is shipped on small spools for easy payoff.

Ordering Information  
CommScope

Catalog Number

FHD- - - - - F - - - -

Connector 1 Type

J	APC SC
---	--------

Connector 2 Type

0	Stub
---	------

Number of Fibers

1	One
---	-----

Cable Type

R	Indoor/Outdoor
---	----------------

Spool Option

0	No spool
F	Spooled connector first
L	Spooled connector last

Cable Length

0050	50 Feet
0100	100 Feet
0150	150 Feet
0200	200 Feet
0250	250 Feet
0300	300 Feet



OmniReach Indoor/Outdoor Drop  
Cable Assembly

- 100% optical testing to guarantee performance
- 100% visual end face inspection that assures process control and product reliability
- Factory terminations to save installation costs
- Optimal performance creates minimal affect on system loss budget
- Standard Lengths of 50, 100, 150, 200, 250 and 300 feet
- Shipped on small spools for ease of handling

# Drop Cable Assembly

## ROC™ Drop Cable Assembly with FastAccess® Technology, 900 um

ROC™ drop cable assembly with factory-terminated, environmentally sealed and hardened connectors to reduce the cost and time of drop cable deployment. Corning OptiTap® connector design provides superior durability and reliability in the drop segment of the network. This new assembly also offers significant improvements in cable management.



ROC™ Drop Cable Assembly with FastAccess® Technology, 900 um

### Corning Cable Systems LLC


Mfg. Part No.	Description
004301EB49R100F-P	1F, dielectric, OptiTap® SC APC to stub end, Single-mode (OS2), individual pack, 100 ft
004301EB49R250F-P	1F, dielectric, OptiTap® SC APC to stub end, Single-mode (OS2), individual pack, 250 ft
004301EB49R500F-P	F, dielectric, OptiTap® SC APC to stub end, Single-mode (OS2), individual pack, 500 ft
004301EB49RA00F-P	1F, dielectric, OptiTap® SC APC to stub end, Single-mode (OS2), individual pack, 1000 ft
004301EB19R100F-P	1F, toneable, OptiTap® SC APC to stub end, Single-mode (OS2), individual pack, 100 ft
004301EB19R500F-P	1F, toneable, OptiTap® SC APC to stub end, Single-mode (OS2), individual pack, 500 ft



# Communication Situation?

## Depend on PREMIER

for Structured  
Wiring Solutions  
to Patch  
Ground  
Connectorize &  
Optimize



[www.DependonPREMIER.com](http://www.DependonPREMIER.com)  
**800.755.1950**

**PREMIER**<sup>®</sup>  
TM



# Distribution and Service Wire

## Aerial Distribution Wire

Aerial drop wire is designed for use in extending telephone circuits to subscriber premises by means of an aerial drop from distribution wire or cable. Aerial drop wire consists of two solid copper covered steel, 18-1/2 AWG conductors laid in parallel and covered with an all-weather, flame-resistant, black polyvinyl chloride insulating/jacketing compound.



- ADP-D - (dumbbell) Jacket has lateral grooves for easier separation of the insulated conductors
- ADP-SRD - (super reduced dumbbell) similar to ADP-D, smaller in size and weight
- Conforms to PE-7

### PREMIER

Item No.	Mfg. Part No.	Pair / AWG	Construction	Packaging	Length (Ft)
0000070665	2091051	1 / 18-1/2	ADP-D	Pop Box	1000
0000070666	2091052	1 / 18-1/2	ADP-SRD	Pop Box	1500

## Aerial Service Wire

Glass supported drop wire is intended for aerial service connection to the subscriber. This wire is compatible with commercially available wedge clamp hardware. Advantages of this wire are its light weight and ease of installation. Conforms to PE-7.

- Conductors: Solid, 22 AWG, annealed copper
- Insulation: High density polyethylene
- Strength member: Coated glass fibers
- Sheath: Flame retardant and weather resistant PVC
- Rip cord
- Conforms to PE-7

### PREMIER

Item No.	Mfg. Part No.	Pair Count	Package	Length (Ft)
0000070658	2090010	2	Coil	1000
0000069255	2090008	2	Pop Box	750
0000109592	2090053	2	Reel	3500
0000070662	2090052	3	Pop Box	600
0000070660	2090014	6	Coil	400
0000112774	2090018	6	Pop Box	400
0000070661	2090051	6	Reel	1000
0000070659	2090013	6	Reel	3500



Glass Supported Drop Wire

## Aerial Service Wire - "Figure 8"

Aerial service wire with a .083" diameter galvanized steel messenger.

- Black, flame-retardant, weather resistant jacket
- Figure 8 Configuration
- Solid, 22 AWG, annealed copper conductor

### PREMIER

Item No.	Mfg. Part No.	Pair Count	Package	Length (Ft)
0000277223	2091021	6	Coil	400
0000277222	2091016	6	Reel	3500



Figure 8 - Aerial Service Wire

## C-Rural Wire

"C" Rural wire is a self-supporting insulated one pair parallel wire intended for aerial distribution in rural exchange areas. Two solid 30% conductivity extra high strength (EHS) copper covered steel conductors insulated with solid high density black polyethylene. The insulation is applied over the conductors in parallel to form an integral dual configuration. A polarity ridge on one minor face of the insulation is located 45° above the major axis of the wire cross section.

### PREMIER

Item No.	Mfg. Part No.	Pair / AWG	Package	Length (Ft)
0000070681	3114733	1 / 14	Reel	5000



C-Rural Wire

# Distribution and Service Wire

## Buried Distribution Wire

Buried distribution wire (BDW) is a multiple pair double jacket drop wire with either a smooth copolymer-coated 8-mil aluminum tape or a 5-mil corrugated copper-clad alloy steel (CCAS) tape shield. The inner and outer jackets are a black low density polyethylene. The aluminum tape shield is recommended for non-gopher areas.

- Conductors: Solid annealed copper
- Package: Wood reel
- Insulation: High density polyethylene
- Rip cord

### PREMIER

Item No.	Mfg. Part No.	Pair / AWG	Shield	Core Filling	Length (Ft)
0000070672	2095138	2 / 22	Aluminum	80° C Compound	1000
0000070669	2095125	2 / 22	Aluminum	80° C Compound	2500
0000070670	2095127	3 / 22	Aluminum	80° C Compound	2500
0000070673	2095151	3 / 22	CCAS	80° C Compound	1000
0000070668	2095064	3 / 22	CCAS	80° C Compound	2500
0000070676	2096103-2095016	3 / 22	CCAS	80° C Compound	5000
0000145569	2096119	6 / 22	CCAS	80° C Compound	300
0000069257	2096102-2095065	6 / 22	CCAS	80° C Compound	2500
0000069256	2095063	6 / 22	CCAS	80° C Compound	5000
0000082604	2096118-2095068	6 / 24	CCAS	80° C Compound	2500



## Outdoor Category 5e Service Wire

- Waterproof gel prevents moisture migration
- Non-shielded version for duct installation only

### PREMIER

Item No.	Mfg. Part No.	Pair / AWG	Shield	Core Filling	Jacket	Package	Length (Ft)
0000360899	5136100	4 / 24 c5e	None	80° C Compound	Single	Reel	1000
0000360900	5136101	4 / 24 c5e	Aluminum	80° C Compound	Double	Reel	1000

# Temporary Drop Wire

## Temporary Drop Wire

Temporary drop wire is a safety orange colored non-shielded drop wire intended to temporarily extend or replace service until permanent drop wire can be installed.

- Conductors: Solid annealed copper
- Insulation: Polyethylene
- Jacket: Bright orange color PVC

### PREMIER

Item No.	Mfg. Part No.	Pair / AWG	Package	Length (Ft)
0000438704	12-322-36	1 / 24	Pop Box	2000
0000058108	12-311-36	2 / 22	Pop Box	1000



## Cross-Connect Wire

Cross connect wire consists of solid, bare copper conductors with PVC insulation. The conductors are band marked with the color of the paired wires. Cross connect wire is designed for use in cross connecting apparatus in residential, commercial, and industrial applications. Cross connect wire has a minimum 2 twists per foot. Type F and Type H cross connect wire has a minimum 3 twists per foot.

### PREMIER

Item No.	Mfg. Part No.	Description
0000282619	2113057	1 Pair 22 Gauge 400 Foot Spool VI-WH
0000284692	2113059	1 Pair 22 Gauge 1000 Foot Spool RD-WH
3140207500	XC-1P24-F-V/BL-S500	1 Pair 24 Gauge 500 Foot Spool VI-BL
0000057878	PT-XC-1P24-500-RD-YL	1 Pair 24 Gauge 500 Foot Spool Tight Twist RD-YL
3140117500	PT-XC-1P24-BL/WH-S1000	1 Pair 24 Gauge 1000 Foot Spool BL-WH
3140237500	XC-1P24-GN/WH-S1000	1 Pair 24 Gauge 1000 Foot Spool GN-WH
3140247500	XC-1P24-OR/WH-S1000	1 Pair 24 Gauge 1000 Foot Spool OR-WH
0000015530	XC-1P24-F-WH/BL-S1000	1 Pair 24 Gauge 1000 Foot Spool Type F BL-WH
3140157500	XC-1P24-F-RD/WH-S1000	1 Pair 24 Gauge 1000 Foot Spool Type F RD-WH
0000238666	XC-1P24-F-B/Y-S1000	1 Pair 24 Gauge 1000 Foot Spool Type F BL-YL
0000015532	XC-1P24-OR/WH-S400	1 Pair 24 Gauge 400 Foot Spool Type H Tinned OR-WH
3140067500	PT-XC-2P24-BL/WH-OR/WH-S1000	2 Pair 24 Gauge 1000 Foot Spool BL-WH OR-WH
3140177500	XC-2P24-F-BL/RD-OR/RD-S1150	2 Pair 24 Gauge 1150 Foot Spool Type F BL-RD OR-RD
3140277500	XC-2.5P24-BL/WH-OR/WH-GN-S1000	2.5 Pair 24 Gauge 1000 Ft Spool Tinned BL-WH OR-WH GN



## Jumper Wire

### Jumper Wire

Jumper wire consists of tinned solid copper conductors with PVC insulation. Single paired or multi-conductor configurations are available for use in distribution frame wiring. Jumper wire has a minimum 3 twists per foot. Tight twist jumper wire has a minimum 12 twists per foot.

### PREMIER

Item No.	Mfg. Part No.	Description
3112427500	PT-JW222-BL/WH-S1000	2 Conductor 22 Gauge 1000 Foot Spool BL/WH
3111237500	PT-JW222-BK/WH-S1000	2 Conductor 22 Gauge 1000 Foot Spool BK/WH
0000125797	PT-JW222-WH-OR-S1000	2 Conductor 22 Gauge 1000 Foot Spool WH/OR
0000125798	PT-JW222-WH-RD-S1000	2 Conductor 22 Gauge 1000 Foot Spool WH/RD
0000032913	PT-JW222-BK/WH-C3000	2 Conductor 22 Gauge 3000 Foot Coil BK/WH
0000015520	PT-JW222-BL/WH-C3000	2 Conductor 22 Gauge 3000 Foot Coil BL/WH
3111117500	PT-JW222-GN/WH-C3000	2 Conductor 22 Gauge 3000 Foot Coil GN/WH
3110077500	PT-JW222-OR/WH-C3000	2 Conductor 22 Gauge 3000 Foot Coil OR/WH
0000032914	PT-JW222-RD/WH-C3000	2 Conductor 22 Gauge 3000 Foot Coil RD/WH
0000112883	PT-JW222-O/BLU-C3000	2 Conductor 22 Gauge 3000 Foot Coil OR/BLU
3112197500	PT-JW222-BK/WH-S5000	2 Conductor 22 Gauge 5000 Foot Spool BK/WH
3112217500	PT-JW222-RD/WH-S5000	2 Conductor 22 Gauge 5000 Foot Spool RD/WH
3111617500	PT-JW422-WH/BL/RD/BK-S2300	4 Conductor 22 Gauge 2300 Foot Spool WH/BL/RD/BK
0000085301	PT-JW1P22-RD/BL-S1000	1 Pair 22 Gauge 1000 Foot Spool Tight Twist RD/BL
0000084317	PT-JW1P22-RD/BL-C3000	1 Pair 22 Gauge 3000 Foot Coil Tight Twist RD/BL
0000288118	2113150	1 Pair 22 Gauge 1000 Foot Spool Tight Twist BL/VI
0000277850	2113185	1 Pair 22 Gauge 3000 Coil tight Twist BL/WH
0000089145	PT-JW2P22-RD/BL-OR/RD-S1000	2 Pair 22 Gauge 1000 Foot Spool Tight Twist RD/BL OR/RD
0000035794	PT-JW2P22-BL/WH-RD/GN-C1500	2 Pair 22 Gauge 1500 Foot Coil BL/WH RD/GN
0000084318	PT-JW2P22-RD/BL-OR/RD-C1500	2 Pair 22 Gauge 1500 Foot Coil Tight Twist RD/BL OR/RD
3120047500	PT-JW224-BK/WH-S1000	2 Conductor 24 Gauge 1000 Foot Spool BK/WH
0000051881	PT-JW224-BL/WH-S1000	2 Conductor 24 Gauge 1000 Foot Spool BL/WH
0000015516	PT-JW224-GN/WH-S1000	2 Conductor 24 Gauge 1000 Foot Spool GN/WH
0000015526	PT-JW224-RD/BK-S1000	2 Conductor 24 Gauge 1000 Foot Spool RD/BK
3120597500	PT-JW224-RD/WH-S1000	2 Conductor 24 Gauge 1000 Foot Spool RD/WH
0000015522	PT-JW224-BL/WH-C5000	2 Conductor 24 Gauge 5000 Foot Coil BL/WH
3120587500	PT-JW424-RD/WH/GN/BK-S3300	4 Conductor 24 Gauge 3300 Foot Spool RD/WH/GN/BK
0000049311	PT-JW524-BL/OR/GN/BR/SL-C1000	5 Cond. 24 Gauge 1000 Ft BL/OR/GN/BR/SL-B-O-BR-SL-G
3120097500	PT-JW2P24-RD/WH-GN/BK-S3300	2 Pair 24 Gauge 3300 Foot Spool RD/WH GN/BK



## Station Wire

### Station Wire

Station wire is constructed with a tough PVC jacket for indoor/outdoor applications that provides additional protection when exposed to outside weather conditions. Station wire is made from 22 or 24 gauge solid bare copper conductors that are individually insulated with semi-rigid PVC. Station wire is available in Category 3 or Category 5e.



#### PREMIER

Item No.	Mfg. Part No.	Description
2010827500	SW-C3X-2P22BG-P1000	2 Pair 22 Gauge CMX Category 3 1000 Foot Pop Box Beige
3043887500	2137142	4 Pair 24 Gauge CMX Category 3 1000 Foot Pop Box Beige
0000014266	2137146E	4 Pair 24 Gauge CMX Category 5e 1000 Foot Pop Box Gray
0000185515	2137144E	4 Pair 24 Gauge CMX Category 5e 1000 Foot Pop Box Beige
0000282004	2137113E	4 Pair 24 Gauge CMX Category 5e 600 Foot Pop Box Ivory
0000031726	51-240-31	4 Pair 24 Gauge CMX Category 5e 1000 Ft Pop Box Gray-Superior Essex
0000101639	51-240-21	4 Pair 24 Gauge CMX Category 5e 1000 Ft Pop Box Blue-Superior Essex
0000295425	51-240-11	4 Pair 24 Gauge CMX Category 5e 1000 Ft Pop Box Beige-Superior Essex

## Ground Wire

### Ground Wire

Ground wire available in soft drawn annealed solid copper single conductor. Solid conductor is available in a variety of gauges, with and without insulation in a variety of colors.

- UL Listed
- Weather resistant PVC

#### PREMIER

Item No.	Mfg. Part No.	Conductor	Wire Gauge (AWG)	Insulation	Packaging	Length (Ft)
3500347500	PT-GW2-BARE-R125	Solid	2	Bare	Reel	125
5176987500	PT-GW2-TIN-BARE-R250	Solid	2	Bare	Reel	250
3500267500	PT-GW4-BARE-R200	Solid	4	Bare	Reel	200
3500167500	PT-GW6-BARE-R315	Solid	6	Bare	Reel	315
3500067500	PT-GW6-BARE-R500	Solid	6	Bare	Reel	500
3500627500	PT-GW6-BGE-R500	Solid	6	PVC Beige	Reel	500
3500177500	PT-GW6-BLK-C200	Solid	6	PVC Black	Coil	200
0000151615	PT-GW6-BLK-R200	Solid	6	PVC Black	Reel	200
3500617500	PT-GW6-BLK-R500	Solid	6	PVC Black	Reel	500
3500087500	PT-GW6-110-BLK-R500	Solid	6	110mil PE Blk	Reel	500
0000051906	PT-GW6-GREEN-C50FT	Solid	6	PVC Green	Coil	50
3500007500	PT-GW6-GREEN-R500	Solid	6	PVC Green	Reel	500
3500287500	PT-GW10-BGE-R300	Solid	10	PVC Beige	Reel	300
3501027500	PT-GW10-BGE-K500	Solid	10	PVC Beige	Knockout Box	500
3501017500	PT-GW10-BLK-K500	Solid	10	PVC Black	Knockout Box	500
0000202346	PT-GW10-GREEN-R2500	Solid	10	PVC Green	Reel	2500
3500017500	PT-GW12-BLK-R500	Solid	12	PVC Black	Reel	500
3501037500	PT-GW12-GRY-K500	Solid	12	PVC Olive Gray	Knockout Box	500
3501437500	PT-GW14-BGE-K500	Solid	14	PVC Beige	Knockout Box	500
3501427500	PT-GW14-BLK-K500	Solid	14	PVC Black	Knockout Box	500



## Connectorized Cables (25 pair) Non-Plenum

Prewired 25 pair connectorized cables are used to rapidly complete telephone installations or to rearrange key telephone stations. The connectors are standard 50-pin male or female telephony connectors with a removable dust cover to protect the gold plated contacts from damage or oxidation. The insulated conductors are color-coded with the standard telephone colors and are twisted into pairs with varying lay lengths to minimize crosstalk. The cable is riser rated and is available in gray Level 1 or Category 3. Each cable comes with separately packaged accessories, including two alternate screw lengths and one u-shaped, spring retainer clip per connector.

- FCC part 68 compliant

### PREMIER

Item No.	Mfg. Part No.	Connector	Length (Ft)	Hood (Degree)	Cable Type	Color
2060987501	PT-C25C5G-L3	F/F	5	90	Category 3	Gray
2066697501	PT-C25C10G-L3	F/F	10	90	Category 3	Gray
2066717501	PT-C25C15G-L3	F/F	15	90	Category 3	Gray
2060907501	PT-C25C20G-L3	F/F	20	90	Category 3	Gray
0000035037	PT-C25C25G-L3	F/F	20	90	Category 3	Gray
2066727501	PT-C25C30G-L3	F/F	30	90	Category 3	Gray
2066897501	PT-C25C50G-L3	F/F	50	90	Category 3	Gray
2060607501	PT-C25C80G-L3	F/F	80	90	Category 3	Gray
2066757501	PT-C25C100G-L3	F/F	100	90	Category 3	Gray
2066787501	PT-C25C200G-L3	F/F	200	90	Category 3	Gray
2066827500	PT-C25P2G-L3	F/M	2	90	Category 3	Gray
2066837501	PT-C25P5G-L3	F/M	5	90	Category 3	Gray
2060347501	PT-C25P10G-L3	F/M	10	90	Category 3	Gray
2062947501	PT-C25P15G-L3	F/M	15	90	Category 3	Gray
2060847501	PT-C25P20G-L3	F/M	20	90	Category 3	Gray
2060327501	PT-C25P25G-L3	F/M	25	90	Category 3	Gray
2066857501	PT-C25P30G-L3	F/M	30	90	Category 3	Gray
0000059638	PT-C25P50G-L3	F/M	50	90	Category 3	Gray
2066867501	PT-C25P60G-L3	F/M	60	90	Category 3	Gray
2066877501	PT-C25P100G-L3	F/M	100	90	Category 3	Gray
2060887501	PT-C25P200G-L3	F/M	200	90	Category 3	Gray
0000062091	PT-C25X5G-L3	F/X	5	90	Category 3	Gray
2062837501	PT-C25X10G-L3	F/X	10	90	Category 3	Gray
2062847501	PT-C25X15G-L3	F/X	15	90	Category 3	Gray
2062857501	PT-C25X25G-L3	F/X	25	90	Category 3	Gray
2061007501	PT-C25X30G-L3	F/X	30	90	Category 3	Gray
2062867501	PT-C25X50G-L3	F/X	50	90	Category 3	Gray
2062877501	PT-C25X75G-L3	F/X	75	90	Category 3	Gray
2062887501	PT-C25X100G-L3	F/X	100	90	Category 3	Gray
2066777500	PT-C25X150G-L3	F/X	150	90	Category 3	Gray
2066797501	PT-C25X200G-L3	F/X	200	90	Category 3	Gray
2060877501	PT-C25X300G-L3	F/X	300	90	Category 3	Gray
0000089196	PT-P25P5G-L3	M/M	5	90	Category 3	Gray
2060357501	PT-P25P10G-L3	M/M	10	90	Category 3	Gray
2066917501	PT-P25P15G-L3	M/M	15	90	Category 3	Gray
2060337501	PT-P25P25G-L3	M/M	25	90	Category 3	Gray
2061417501	PT-P25P30G-L3	M/M	30	90	Category 3	Gray
0000035031	PT-P25P50G-L3	M/M	50	90	Category 3	Gray
0000062095	PT-P25X5G-L3	M/X	5	90	Category 3	Gray
2062767501	PT-P25X10G-L3	M/X	10	90	Category 3	Gray
2062777501	PT-P25X15G-L3	M/X	15	90	Category 3	Gray
2062787501	PT-P25X25G-L3	M/X	25	90	Category 3	Gray
2061027501	PT-P25X30G-L3	M/X	30	90	Category 3	Gray
0000062094	PT-P25X40G-L3	M/X	40	90	Category 3	Gray
2062797501	PT-P25X50G-L3	M/X	50	90	Category 3	Gray
2062817501	PT-P25X75G-L3	M/X	75	90	Category 3	Gray
2062827501	PT-P25X100G-L3	M/X	100	90	Category 3	Gray
0000062093	PT-P25X200G-L3	M/X	200	90	Category 3	Gray



25 Pair Connectorized Cables



## Power Wire

Low Smoke Zero Halogen (LSZH) power wire is used for low voltage telecommunications applications. LSZH cables are listed by UL as type RHH/RHW/USE for general purpose applications and can be installed in duct, conduit, raceway, underground or aerial applications. LSZH cables are rated for a maximum continuous conductor temperature of 90° Celsius in dry locations and 75° Celsius in wet locations and for installation in circuits not exceeding 600 volts. The low-smoke properties of the insulation/jacket compound make this product ideally suited for applications where limited smoke cables are required.



- 6 AWG through 750 kcmil coated tinned copper conductor available in I or B strand
- Multiple colors and gauges available
- Complies with Telecordia GR-347-CORE

### PREMIER

Item No.	Mfg. Part No.	Description
0000073753	14711.8006	6-Gauge Class B Stranded Gray
0000073752	14711.8706	6-Gauge Class B Stranded Green
0000073751	14711.8004	4-Gauge Class B Stranded Gray
0000073749	14711.8002	2-Gauge Class B Stranded Gray
0000073743	14711.8051	1/0-Gauge Class B Stranded Gray
0000073748	14711.8052	2/0-Gauge Class B Stranded Gray
0000073750	14711.8054	4/0-Gauge Class B Stranded Gray

# Lashing Wire

## Lashing Wire

Lashing wire is used to hold electrical and mechanical cables together on overhead telephone lines and other uses such as cable TV applications. Type 430 and 302 are stainless steel alloy. Type 430 is most common. Type 302 is used where more corrosion resistance is required.

- Made in USA

### PREMIER

Item No.	Mfg. Part No.	Description
3804537500	PT-LW-302-.045C1200SH	Type 302 .045 Stainless Steel 1200-Feet Coil Straight Hub
3804517500	PT-LW-430-.045C1200SH	Type 430 .045 Stainless Steel 1200-Feet Coil Straight Hub
3804527500	PT-LW-430-.045C1200TH	Type 430 .045 Stainless Steel 1200-Feet Coil Tapered Hub
0000931700	PT-LW-316-.045C1200SH	Type 316 .045 Stainless Steel 1200-Feet Coil Straight Hub
0000267842	PT-LW-038-302-C1600	Type 302 .038 Stainless Steel 1600-Feet Coil Straight Hub
0000267843	PT-LW-045-430-C1200	Type 430 .045 Stainless Steel 1200-Feet Coil Straight Hub





## Galvanized Strand

Galvanized strand is built and tested to ASTM A603-70 and ASTM A475-78. It is available in utility grade and in extra high strength, and with either A or C levels of corrosion protection.

- 250 and 500 feet lengths are coils

### PREMIER

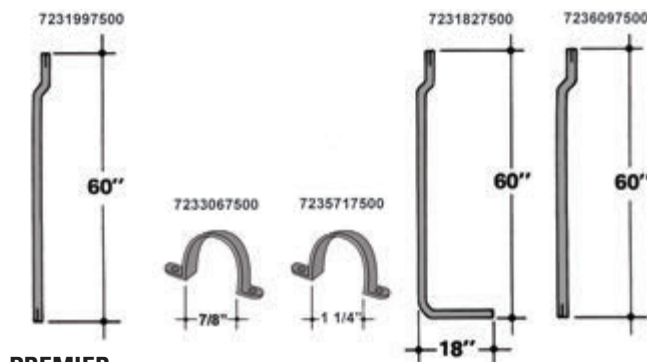
Item No.	Mfg. Part No.	Strength	Corrosion Level	Size (In)	Code	Length (Ft)
7220007500	1/4 EHS A 6.6M C250	EHS	A	1/4	6.6M	250
0000391502	1/4 EHS A C500	EHS	A	1/4	6.6M	500
1311337500	1/4 EHS A R2500	EHS	A	1/4	6.6M	2,500
1311017500	1/4 EHS A R5000	EHS	A	1/4	6.6M	5,000
0000100308	5/16 IN EHS A R2500	EHS	A	5/16	10M	2,500
1311217500	5/16 IN EHS A R5000	EHS	A	5/16	10M	5,000
0000195819	3/8 EHS A R2500	EHS	A	3/8	15M	2,500
0000282893	7/16 EHS A R2500	EHS	A	7/16	20M	2,500
1310087500	1/4 EHS C6.6M	EHS	C	1/4	6.6M	5,000
0000069997	5-16EHSC5000R	EHS	C	5/16	10M	5,000
7220107500	3/16 UTIL A 2.2M 500	Utility	A	3/16	2.2M	500
7220117500	3/16 UTIL A 2.2M	Utility	A	3/16	2.2M	5,000
1311027500	5/16 UTIL A 6M	Utility	A	5/16	6M	5,000
7220057500	3/8 UTIL A 10M	Utility	A	3/8	10M	250
7220067500	3/8 UTIL A 10M 1000	Utility	A	3/8	10M	1,000
7214967500	3/8 UTIL A 10M	Utility	A	3/8	10M	2,500
1311037500	3/8 UTIL A 10M	Utility	A	3/8	10M	5,000
7210007500	7/16 UTIL A 16M	Utility	A	7/16	16M	250
7214977500	7/16 IN UTIL A 16M	Utility	A	7/16	16M	2,500
1311047500	7/16 UTIL A 16M	Utility	A	7/16	16M	5,000
7220217500	1/2 UTIL A 25M C250	Utility	A	1/2	25M	250
1311137500	3/8 UTIL C10M	Utility	C	3/8	10M	5,000
7220257500	7/16 UTIL C 16M	Utility	C	7/16	16M	2,500



## House Risers

### House Risers

- RUS approved
- Lightweight gray PVC
- Clamps included



### PREMIER

Item No.	Mfg. Part No.	Description	Height (Feet)	Clamp Packaging	Product Packaging pcs/ctn	I.D. (Inches)	O.D. (Inches)
7231997500	HR-78-5-Offset	PREMIER Riser, 7/8" OD x 5' in Length, 7/8" Offset at One End, Straight at Other End With Notch on Both Ends	5	2 clamps attached to risers w/ tape	60	0.696	0.84
7236097500	HR-125-5-LARGE	PREMIER Riser, 1 1/4" OD x 5' in Length, 7/8" Offset One End, with Notch at Both Ends	5	2 clamps attached to risers w/tape	60	1.106	1.25
7231827500	HR-78-5-L-Bend	PREMIER Riser, 7/8" OD x 5' in Length, with 7/8" Offset & Notch at One End and a 90° L-bend with 18" Long Leg without Notch at Other End	5	2 clamps attached to risers w/ tape	30	0.696	0.84
7233067500	HR-78-CLAMP	Clamp to Fit 7/8" PREMIER Riser	N/A				
7235717500	HR-125-CLAMP	Clamp to Fit 1 1/4" PREMIER Riser	N/A				

## Innerduct

Innerduct may be direct buried or used as innerducts to provide multiple raceways within an existing system. Innerducts allow maximum utilization of a larger conduit while preventing damage to new or existing cables during installation or removal.



### PREMIER

Item No.	Mfg. Part No.	Size (In)	Type	Wall	Color	Length (Ft)	Other
0000099898	100CR000ORNA05T	1.00	Corr	Corr	Orange	500	Tape
0000099899	100CR000ORNA25T	1.00	Corr	Corr	Orange	2500	Tape
0000099900	100CR000ORNA50T	1.00	Corr	Corr	Orange	5000	Tape
0000099901	100RR011BKNA05T	1.00	SDR11	R/R	Black	500	Tape
0000099902	100RR011BKNA50T	1.00	SDR11	R/R	Black	5000	Tape
0000099903	100RR011BLNA05T	1.00	SDR11	R/R	Blue	500	Tape
0000099905	100RR011BLNA25T	1.00	SDR11	R/R	Blue	2500	Tape
0000099906	100RR011BLNA50T	1.00	SDR11	R/R	Blue	5000	Tape
0000099904	100RR011BLNA1XT	1.00	SDR11	R/R	Blue	10000	Tape
0000099975	100RR011ORNA05T	1.00	SDR11	R/R	Orange	500	Tape
0000099993	100RR011ORNA25T	1.00	SDR11	R/R	Orange	2500	Tape
0000099973	100RR011ORNA50T	1.00	SDR11	R/R	Orange	5000	Tape
0000099994	100RR011ORNA1XT	1.00	SDR11	R/R	Orange	10000	Tape
0000099907	100RR011WHNA05T	1.00	SDR11	R/R	White	500	Tape
0000099908	100RR011WHNA25T	1.00	SDR11	R/R	White	2500	Tape
0000099909	100RR011WHNA50T	1.00	SDR11	R/R	White	5000	Tape
0000153703	100SS135GYNA50E	1.00	SDR13.5	S/S	Gray	5000	
0000119293	100SS135ORNA50E	1.00	SDR13.5	S/S	Orange	5000	
0000099910	100SS135ORNA1XE	1.00	SDR13.5	S/S	Orange	10000	
0000099911	100SS135ORNA1XT	1.00	SDR13.5	S/S	Orange	10000	Tape
0000099949	125CR000ORNA05T	1.25	Corr	Corr	Orange	500	Tape
0000099912	125CR000ORNA25T	1.25	Corr	Corr	Orange	2500	Tape
0000099913	125CR000ORNA50E	1.25	Corr	Corr	Orange	5000	
0000099948	125CR000ORNA50T	1.25	Corr	Corr	Orange	5000	Tape
0000099914	125CR000ORNA70T	1.25	Corr	Corr	Orange	7000	Tape
0000099915	125RR011BKNA05T	1.25	SDR11	R/R	Black	500	Tape
0000099916	125RR011BKNA25T	1.25	SDR11	R/R	Black	2500	Tape
0000099917	125RR011BLNA05T	1.25	SDR11	R/R	Blue	500	Tape
0000099918	125RR011BLNA25T	1.25	SDR11	R/R	Blue	2500	Tape
0000099919	125RR011BLNA45T	1.25	SDR11	R/R	Blue	4500	Tape
0000099920	125RR011BLNA65T	1.25	SDR11	R/R	Blue	6500	Tape
0000099969	125RR011ORNA05T	1.25	SDR11	R/R	Orange	500	Tape
0000099970	125RR011ORNA25T	1.25	SDR11	R/R	Orange	2500	Tape
0000099971	125RR011ORNA45T	1.25	SDR11	R/R	Orange	4500	Tape
0000099972	125RR011ORNA65T	1.25	SDR11	R/R	Orange	6500	Tape
0000099921	125RR011WHNA05T	1.25	SDR11	R/R	White	500	Tape
0000099922	125RR011WHNA25T	1.25	SDR11	R/R	White	2500	Tape
0000099923	125RR011WHNA45T	1.25	SDR11	R/R	White	4500	Tape
0000099924	125RR011WHNA65T	1.25	SDR11	R/R	White	6500	Tape
0000197037	125SR011BLNA80E	1.25	SDR11	S/R	Blue	8000	
0000099925	125SR011ORNA50R	1.25	SDR11	S/R	Orange	5000	Rope
0000189615	125SR011ORNA80E	1.25	SDR11	S/R	Orange	8000	
0000197038	125SR011WHNA80E	1.25	SDR11	S/R	White	8000	
0000201786	125SS011ORNA25E	1.25	SDR11	S/S	Orange	2500	
0000201787	125SS011ORNA50E	1.25	SDR11	S/S	Orange	5000	
0000168165	125SS011ORNA50T	1.25	SDR11	S/S	Orange	5000	Tape
0000099927	125SS011ORNA70E	1.25	SDR11	S/S	Orange	7000	
0000099926	125SR135ORNA50T	1.25	SDR13.5	S/R	Orange	5000	Tape
0000100217	125SS135ORNA70E	1.25	SDR13.5	S/S	Orange	7000	
0000099928	125SS135ORNA70R	1.25	SDR13.5	S/S	Orange	7000	Rope
0000099929	125SS135ORNA70T	1.25	SDR13.5	S/S	Orange	7000	Tape
0000099930	150SS011ORNA40T	1.50	SDR11	S/S	Orange	4000	Tape
0000099931	200SR040ORNA25T	2.00	Schd40	S/R	Orange	2500	Tape
0000099932	200SS011ORNA25E	2.00	SDR11	S/S	Orange	2500	
0000100017	200SS011ORNA25R	2.00	SDR11	S/S	Orange	2500	Rope
0000100163	200SS011ORNA25T	2.00	SDR11	S/S	Orange	2500	Tape
0000099933	200SS011RDNA25T	2.00	SDR11	S/S	Red	2500	Tape
0000100009	200SR135ORNA25E	2.00	SDR13.5	S/R	Orange	2500	
0000100010	200SR135ORNA25R	2.00	SDR13.5	S/R	Orange	2500	Rope
0000128415	300SS011ORNA05E	3.00	SDR11	S/S	Orange	500	
0000128016	300SS011ORNA10T	3.00	SDR11	S/S	Orange	1000	Tape
0000119294	300SS135ORNA10E	3.00	SDR13.5	S/S	Orange	1000	
0000105905	300SS135ORNA10T	3.00	SDR13.5	S/S	Orange	1000	Tape
0000167183	400SS011ORNA05K	4.00	SDR11	S/S	Orange	500	Kevlar Tape
0000100020	400SS135ORNA05E	4.00	SDR13.5	S/S	Orange	500	
9012957500	400SS135ORNA05T	4.00	SDR13.5	S/S	Orange	500	Tape

- Call for a custom HDPE innerduct quote.
- Standard tape is 1250 lb
- Standard rope is 1/4 inch
- S/S = Smooth out / Smooth in
- S/R = Smooth out / Ribbed in
- R/R = Ribbed out / Ribbed in
- Corr = Corrugated

## Conduit Schedule 40

### Rigid PVC Schedule 40 Conduit

For underground applications encased in concrete, direct burial or exposed or concealed applications above ground.

- Meets UL 651 and NEMATC 2
- Sunlight resistant
- Rated for 90° C cable
- Bell end

#### Prime Conduit

Mfg. Part No.	Description
49008-10	1-Inch x 10-Feet
49008-20	1-Inch x 20-Feet
49010-10	1.5-Inch x 10-Feet
49011-010	2-Inch x 10-Feet
49011-020	2-Inch x 20-Feet
49013-010	3-Inch x 10-Feet
49013-020	3-Inch x 20-Feet
49015-010	4-Inch x 10-Feet
49015-020	4-Inch x 20-Feet
49017-20	6-Inch x 20-Feet

## Innerduct Couplers

### Innerduct Coupler

Push-lock is a simple and easily installed non-metallic coupler for HDPE ducts. No heat or tools needed, just push the duct ends into the coupler for a locked and air-sealed assembly.

#### PREMIER

Item No.	Mfg. Part No.	Description	Box Quantity
0000288136	1-908356	1.00-Inch Push-Lock Innerduct Coupler	50
0000288135	1-908355	1.25-Inch Push-Lock Innerduct Coupler	50
0000288134	1-908354	1.50-Inch Push-Lock Innerduct Coupler	25
0000288133	1-908353	2.00-Inch Push-Lock Innerduct Coupler	25



## Aluminum Couplers

### Anodized Aluminum Duct Couplers

An anodized coating that is color coded by size protects these couplers and connectors, increasing their durability in the field. Designed for all types of polyethylene ducts, these products feature a ribbed external surface that provides excellent non-slip gripping during installation. Their low profile allows the couplers to pass easily through plowchutes.

#### Features

- Reverse-threaded or barbed
- Color-coded sizing
- Anodized
- Designed for all types of polyethylene ducts

#### CommScope

Duct OD Range					
Product Descriptor	Size	inches	mm	Color	Mfg. Part No.
Reverse-Threaded Couplers					
JM-COU-10CP142U	1.00	1.18–1.42	30.0–36.0	Aluminum	233120
JM-COU-11CP157U	1.13	1.40–1.57	35.6–39.9	Green	122522
JM-COU-12CP170U	1.25	1.48–1.70	37.6–43.2	Burgundy	23476
JM-COU-15CP200U	1.50	1.80–2.00	45.7–50.8	Navy Blue	322656
JM-COU-20CP252U	2.00	2.31–2.51	58.7–63.8	Bronze	858078
JM-COU-40CP465U	4.00	4.41–4.65	112.0–118.1	Turquoise	45566
Barbed Couplers*					
JM-COU-12CP166SB	1.25	1.66	42.2	Burgundy	810764
JM-COU-15CP190SB	1.50	1.90	48.3	Blue	432906
JM-COU-20CP238SB	2.00	2.375	60.3	Bronze	565524



\* A coupling press is needed for installation—refer to CommScope's Hydraulic Coupling Press for more details.

# Innerduct Sleeve

## Bushing Sleeves

Installation Accessories for Duct Sealing Devices

### CommScope

Item No.	Mfg. Part No.	Product Descriptor	Size inches (mm)	Hole Diameter inches (mm)
0000383078	339374-000	JM-BUS-110-SET1	1.10 (27.9)	(27.9) SET
0000465481	090906-000	JM-BUS-126JMB075	1.26 (32.0)	0.75 (19.1)
Call KGP for #	984742-000	JM-BUS-126JMB102	1.26 (32.0)	1.02 (25.9)
8800002053	875540-000	JM-BUS-136JMB038	1.36 (34.5)	0.38 (9.7)
0000365118	945826-000	JM-BUS-136JMB0407H	1.36 (34.5)	0.40 X 7 (10.2 x 7)
0000365119	976394-000	JM-BUS-136JMB047	1.36 (34.5)	0.47 (11.9)
0000424315	498358-000	JM-BUS-136JMB055	1.36 (34.5)	0.55 (14.0)
0000122660	094210-000	JM-BUS-136JMB063	1.36 (34.5)	0.63 (16.0)
0000365121	665700-000	JM-BUS-136JMB075	1.36 (34.5)	0.75 (19.1)
0000122676	265308-000	JM-BUS-136JMB087	1.36 (34.5)	0.87 (22.1)
0000109057	260802-000	JM-BUS-136JMB094	1.36 (34.5)	0.94 (23.9)
Call KGP for #	875950-000	JM-BUS-136JMB102	1.36 (34.5)	1.02 (25.9)
Call KGP for #	733856-000	JM-BUS-136JMB110	1.36 (34.5)	1.10 (27.9)
0000122729	892974-000	JM-BUS-136JMB118	1.36 (34.5)	1.18 (30.0)
Call KGP for #	391260-000	JM-BUS-157JMB136	1.57 (39.9)	1.36 (34.5)
Call KGP for #	740022-000	JM-BUS-192JMB181	1.92 (48.8)	1.81 (46.0)
<b>Flat Drop Bushings</b>				
Call KGP for #	FX2443-000	JM-BUS-057JMB179-FD1	0.57 (14.5)	Flat Fiber Drop x 1
Call KGP for #	XC1463-000	JM-BUS-100JMB179-FD1	1.00 (25.4)	Flat Fiber Drop x 1



Bushing Sleeves

Conduit and Innerduct

## Simplex Entry Seals

### Single Port Sealing Devices

Simplex entry seals effectively seal around and support conduits and cables in through penetration openings or core drilled penetrations, such as building entrances or conduit openings. Simplex entry seals prevent leakage around conduits and cables entering structures of all kinds. Because of their split design, these plugs are retrofittable, removable, and reusable.



Single Port Seals

### CommScope

Item No.	Mfg. Part No.	Product Descriptor*	Size	Duct ID Range		Cable or Duct OD Range	
				inches	mm	inches	mm
Call KGP for #	295338	JM-SIM-30S196SB	3.00	3.03 - 3.15	77.0 - 80.0	1.38 - 1.96	35.1 - 49.9
0000061369	563104	JM-SIM-30S136A	3.10	3.26 - 3.37	82.8 - 85.6	1.19 - 1.36	30.2 - 34.5
0000394823	260212.00	JM-SIM-40S118S	4.00	3.93 - 4.16	99.8 - 105.7	1.06 - 1.18	26.9 - 30.0
Call KGP for #	E82048	JM-SIM-60S256HG	5.80	5.79 - 5.98	147.1 - 151.9	2.40 - 2.56	61.0 - 65.0
0000280163	596370	JM-SIM-60S315SGB	6.00	5.98 - 6.30	151.9 - 160.0	2.56 - 3.15	65.0 - 80.0
0000280160	338552	JM-SIM-60S373SGB	6.00	5.98 - 6.30	151.9 - 160.0	3.15 - 3.73	80.0 - 94.7

\*Suffix Descriptor

S - Standard PVC and PE ducts (ID)

A - Oversize duct (ID)

B - Duct Plugs with inner bushing

G - Duct Plugs with coated metal compression plates

Note: To accommodate cables and inner ducts with smaller diameters, refer to the bushing data sheet.

Example: 4.0 inch duct, 1.10 cable - select JM-SIM-40B136S and bushing JM-BUS-136JMB110 to reduce port size.

# Innerduct Plugs

## Blank Duct Plugs

Sealing Devices for Ducted Cable Networks

### CommScope

Item No.	Mfg. Part No.	Product Descriptor*	Size	Duct ID Range	
				inch	mm
1680154055	187308.000	JM-BLA-12D148U	1.250	1.14 - 1.48	29.0 - 37.6
1683674055	923104.000	JM-BLA-20D236U	2.000	1.83 - 2.36	46.5 - 59.9
1683744055	828822.000	JM-BLA-35D400U	3.500	3.45 - 3.80	86.9 - 96.5
0000391605	934754	JM-BLA-50D535U	5	5.00 - 5.35	127.0 - 135.9
0000280162	566534	JM-BLA-60D637U	6	5.82 - 6.37	147.8 - 161.8



## Quadplex Duct Plug

### Multi-Port Sealing Devices

Quadplex duct plugs are split plugs for sealing around, organizing, and supporting up to four subducts, pipes, or cables. The plugs are designed for use in round openings such as conduits, conduit fittings and core-drilled wall penetrations. Effective long-term water-tight and air-tight seals, these products also prevent mud, backfill, and slurry from entering handholes, manholes, and buildings during the construction process.

The service life of cable, splices, manhole hardware and electronics can be increased when contact with moisture is reduced. Flooded underground structures are accessed more quickly when they are isolated from the ingress of water and mud.



### CommScope

Item No.	Mfg. Part No.	Product Descriptor	Size	Duct ID Range		Cable or Duct OD Range	
				inches	mm	inches	mm
Call KGP for #	396490	JM-QUA-36Q136SG	3.75	3.70 - 3.81	94.0 - 96.8	1.19 - 1.36	30.2 - 34.5
Call KGP for #	610144	JM-QUA-40Q136H	3.80	3.86 - 4.00	98.0 - 101.6	1.19 - 1.36	30.2 - 34.5
0000454204	583840	JM-QUA-40Q136SG	4.00	4.02 - 4.17	102.1 - 105.9	1.19 - 1.36	30.2 - 34.5
Call KGP for #	467948	JM-QUA-40Q142SG	4.00	4.02 - 4.17	102.1 - 105.9	1.36 - 1.42	34.5 - 36.1
Call KGP for #	694672	JM-QUA-50Q167HG	4.80	4.88 - 5.00	124.0 - 127.0	1.53 - 1.67	38.9 - 42.4
0000387733	935544	JM-QUA-50Q167S	5.00	5.04 - 5.28	128.0 - 134.1	1.50 - 1.67	38.1 - 42.4
Call KGP for #	689878	JM-QUA-50Q192SG	5.00	5.04 - 5.28	128.0 - 134.1	1.77 - 1.92	45.0 - 48.8
Custom Quadplex							
Call KGP for #	E23128	JM-QUA-40Q160SG-1	4	4.02 - 4.17	102.1 - 105.9	(2x)1.48 - 1.60	37.6 - 40.6
						(2x)1.10 - 1.26	27.9 - 32.0

## Triplex Duct Plugs Multi-Port Sealing Devices for Duct Cable Networks

Triplex duct plugs are split plugs for sealing around, organizing, and supporting up to three subducts, pipes, or cables. The plugs are designed for use in round openings such as conduits, conduit fittings, and core-drilled wall penetrations. Effective long-term water-tight and air-tight seals, these products also prevent mud, backfill, and slurry from entering handholes, manholes, and buildings during the construction process.



### CommScope

Item No.	Mfg. Part No.	Product Descriptor	Size	Duct ID		Duct OD	
				Inches	MM	Inches	MM
0000282198	F71967	JM-TRI-21B057SGB	2	1.97 - 2.13	50.0 - 54.1	0.35 - 0.57	8.9 - 14.5
0000224037	477744	JM-TRI-21B070SGB	2	1.97 - 2.13	50.0 - 54.1	0.50 - 0.70	12.7 - 17.8
Call KGP for #	742060	JM-TRI-25B057SGB	2.5	2.40 - 2.56	61.0 - 65.0	0.35 - 0.57	8.9 - 14.5
0000224038	929518	JM-TRI-30B126SG	3	3.03 - 3.15	77.0 - 80.0	1.10 - 1.26	27.9 - 32.0
Call KGP for #	436044	JM-TRI-35B136S	3.5	3.49 - 3.62	88.6 - 91.9	1.22 - 1.36	31.0 - 34.5
Call KGP for #	A43908	JM-TRI-35B136S	3.5	3.49 - 3.62	88.6 - 91.9	1.22 - 1.36	31.0 - 34.5
0000245956	136838	JM-TRI-36B136SG	3.6	3.70 - 3.8	94.0 - 96.8	1.22 - 1.36	31.0 - 34.5
Call KGP for #	4670	JM-TRI-40B122SG	4	3.94 - 4.13	100.1 - 104.9	1.07 - 1.22	27.2 - 31.0
1683824055	381744	JM-TRI-40B136S	4	3.94 - 4.13	100.1 - 104.9	1.22 - 1.36	31.0 - 34.5
Call KGP for #	800310	JM-TRI-40B142SG	4	3.94 - 4.13	100.1 - 104.9	1.30 - 1.42	33.0 - 36.1
8800001289	342658	JM-TRI-40B150SG	4	3.94 - 4.13	100.1 - 104.9	1.36 - 1.50	34.5 - 38.1
1680474055	313092	JM-TRI-40B167S	4	4.09 - 4.29	103.9 - 109.0	1.53 - 1.67	38.9 - 42.4
Call KGP for #	320024	JM-TRI-50B167SG	5	5.04 - 5.35	128.0 - 135.9	1.50 - 1.67	38.1 - 42.4
Call KGP for #	914454	JM-TRI-50B192SG	5	5.04 - 5.35	128.0 - 135.9	1.73 - 1.92	43.9 - 48.8
Call KGP for #	300224	JM-TRI-60B136HG	5.8	5.82 - 5.98	147.8 - 151.9	1.18 - 1.36	30.0 - 34.5
Call KGP for #	961652	JM-TRI-60B192HG	5.8	5.82 - 5.98	147.8 - 151.9	1.81 - 1.92	46.0 - 48.8
Call KGP for #	177006	JM-TRI-60B142SG	6	6.00 - 6.22	152.4 - 158.0	1.26 - 1.42	32.0 - 36.1
0000250969	662416	JM-TRI-60B167SG	6	6.00 - 6.22	152.4 - 158.0	1.50 - 1.67	38.1 - 42.4
Call KGP for #	E16791	JM-TRI-60B177SG	6	6.00 - 6.22	152.4 - 158.0	1.64 - 1.77	41.7 - 45.0
0000280158	149562	JM-TRI-60B236SGB	6	6.00 - 6.22	152.4 - 158.0	1.92 - 2.32	48.8 - 58.9
Call KGP for #	A32730	JM-TRI-38T126SGB	3.8	3.78 - 4.09	96.0 - 103.9	1.18 - 1.26	30.0 - 32.0

\*Suffix Descriptor

S - Standard PVC and PE ducts (ID)

A - Oversize duct (ID)

H - Undersize ducts (ID)

HH - Undersize ducts and overlap gasket

B - Duct Plugs with inner bushing

G - Duct Plugs with coated metal compression plates

# - Ports with different ID

H - Hole Plug Included

Note: To accommodate cables and inner ducts with smaller diameters, refer to the Bushing data sheet.

Example: 4.0 inch duct, 1.10 cable - select JM-TRI-40B136S and Bushing JM-BUS-136JMB110 to reduce port size



Service Boxes

Boxes are 30 inches x 48 inches or smaller. Polymer concrete is made from selectively graded aggregates in combination with a polymer resin system. An extremely strong cross-linked bond is formed when combined through mixing and curing. Precast polymer concrete is reinforced with fiber glass for additional strength, rigidity and light weight.

- Lightweight
  - Up to 1/3 the weight of concrete boxes
  - Highest strength - 3-4 times the compressive strength of concrete and has tensile strength of steel
  - Longest life - projected 30 years or more in all climates
- Boxes can be made in any depth from 12 inches to 48 inches
  - Bottoms are available - Integral or separate
  - CDR offers many additional accessories

Hubbell Quazite

Mfg. Part No.	Description
A12173018A009	Vault 17 x 30 x 18 Flared Wall No Racking 1 Piece Cover Heavy Duty



Vault with 1-Piece Cover



Vault Assembly 24 x36 Light Duty

Light traffic boxes are rated for use in sidewalks, paved pedestrian areas or areas not subject to heavy vehicular traffic.

Hubbell Quazite

Mfg. Part No.	Description
A20243618A009	Vault 24 x 36 x 18 Light Traffic 1 Piece Cover
A20243630A009	Vault 24 x 36 x 30 Light Traffic 1 Piece Cover



Vault Assembly 30 x 48 Flared Wall Heavy Duty

Heavy duty boxes are rated for uses in alleys, driveways, parking lots, or areas subject to heavy vehicles.

- Vaults come either with racks or without
  - Available 1/2-inch penta head bolt or 1/2-inch hex head bolt
- One or two piece lids
  - Flared walls

Hubbell Quazite

Mfg. Part No.	Description
A12304818A009	Vault 30 x 48 x 18 Flared Wall No Racking 2 Piece Cover Heavy Duty
A12304836A009	Vault 30 x 48 x 36 Flared Wall No Racking 2 Piece Cover Heavy Duty



Vault Assembly 36 x 60 Straight Wall Heavy Duty

Heavy duty boxes are rated for uses in alleys, driveways, parking lots, or areas subject to heavy vehicles.

- Vaults come with racks
  - Two piece lids
- Straight walls

Hubbell Quazite

Mfg. Part No.	Description
A14366036A009	Vault 36 x 60 x 36 Straight Wall with Racks 2 Piece Cover Heavy Duty



# Hand Holes and Vaults

## Vault 24 x 36 with Open Bottom

For use as a splice box, pull box, equipment enclosure or for any application requiring easy access to an underground service (i.e., electrical, telephone, fiber optics, CATV, water, gas, etc.).

- Stackable for increased depth
- Straight sides for easy adjustment of box to grade

### Hubbell Quazite

Item No.	Mfg. Part No.	Description
0000006930	PG2436BA18	Vault 24 x 36 with Open Bottom 18-Inch Deep
0000297961	PG2436BA24	Vault 24 x 36 with Open Bottom 24-Inch Deep
0000014022	PG2436BA30	Vault 24 x 36 with Open Bottom 30-Inch Deep



Quazite PG Vault

## Vault 24 x 36 with Open Bottom with Mouse Holes

For use as a splice box, pull box, equipment enclosure or for any application requiring easy access to an underground service.

- Stackable for increased depth
- Straight sides for easy adjustment of box to grade

### Hubbell Quazite

Item No.	Mfg. Part No.	Description
0000364540	PG2436BB18	Vault 24X36 Open Bottom with 2 Hole 18-Inch Deep
0000031783	PG2436BB24	Vault 24X36 Open Bottom with 2 Hole 24-Inch Deep



## Vault Covers with 2 Bolts

Covers that are interchangeable with several manufacturers' products include PG2436.

### Hubbell Quazite

Item No.	Mfg. Part No.	Description
0427010192	PG2436CA0009	Cover 24 x 36 with 2 Bolts



## Vault Covers with 2 Bolts Heavy Duty

Covers that are interchangeable with several manufacturers' products include PG2436.

### Hubbell Quazite

Item No.	Mfg. Part No.	Description
0427020192	PG2436HA00	Cover 24 x 36 Heavy Duty with 2 Bolts



## Vault 30 x 48 with Open Bottom

For use as a splice box, pull box, equipment enclosure or for any application requiring easy access to an underground service.

- Stackable for increased depth
- Straight sides for easy adjustment of box to grade

### Hubbell Quazite

Item No.	Mfg. Part No.	Description
0427060192	PG3048BA18	Vault 30 x 48 with Open Bottom 18-Inch Deep
0427080192	PG3048BA24	Vault 30 x 48 with Open Bottom 24-Inch Deep
0427070192	PG3048BA36	Vault 30 x 48 with Open Bottom 36-Inch Deep



## Hand Holes and Vaults

### Vault 30 x 48 with Open Bottom with Mouse Holes

For use as a splice box, pull box, equipment enclosure or for any application requiring easy access to an underground service.

- Stackable for increased depth
- With two mouse holes
- Straight sides for easy adjustment of box to grade



#### Hubbell Quazite

Item No.	Mfg. Part No.	Description
	PG3048BB24	Vault 30 x 48 Open Bottom with 2 Hole 24-Inch Deep
000004851	PG3048BB36	Vault 30 x 48 Open Bottom with 2 Hole 36-Inch Deep

### Vault Covers with 2 Bolts

Covers that are interchangeable with several manufacturers' products include PG2436.

- Available standard or heavy duty



#### Hubbell Quazite

Item No.	Mfg. Part No.	Description
0427040192	PG3048CA00	Cover 30 x 48 with 2 Bolts
0000031115	PG3048HA00	Cover 30 x 48 Heavy Duty with 2 Bolts

## Cabinet Pads

### Cabinet Pads

Cabinet pads are used under telephone cabinets to add stability, prevent corrosion of metal cabinets, provide a fire break, and protect cabinets from damage caused by mowing equipment.

- Available as a solid pad or as a split pad for easy retrofits



Quazite Equipment Pad

#### Hubbell Quazite

Item No.	Mfg. Part No.	Description
0000078772	PL42420808501	Pad Cabinet 42-Inch x 42-Inch Emerson OPTV
0000063249	PL42420822503	Pad Cabinet 42-Inch x 42-Inch with 22-Inch Throat
0000084152	PL42420822B3T	Pad Cabinet 42-Inch x 42-Inch Erpel EDC
0000016209	PL54481109B4T	Pad Cabinet 48-Inch x 54-Inch x 4-Inch XC200-600PR
0000016210	PL54482809B4T	Pad Cabinet 48-Inch x 54-Inch x 4-Inch XC900-1200PR
0000016211	PL54483609B4T	Pad Cabinet 48-Inch x 54-Inch x 4-Inch XC/P600-1800PR
0000063250	PL64720738B4T	Pad Cabinet 64-Inch D x 72-Inch W x 4-Inch Thick
0000016214	PL72600735B4T	Pad Cabinet 72-Inch x 60-Inch x 4-Inch XC/LP2100-3600
0000063251	PL84960760B4T	Pad Cabinet 84-Inch D x 96-Inch W x 4-Inch Thick

# PICABOND Connectors

## CommScope PICABOND Connectors

CommScope PICABOND connectors provide an economical and reliable means of splicing multiconductor telephone cable. The bodies are manufactured from tin-plated phosphor bronze and tin-plated brass with bonded polyester insulation. Color coding of the insulation is provided to denote wire size and weather-resistant type. Any solid core wire, 28 AWG to 19 AWG [0.32-0.9 mm], with pulp, paper or plastic insulation can be spliced. Straight, butt, tap and bridges splices can be made with these connectors.

PICABOND tools and accessories are also available, for loose-piece standard, load coil and strip connectors.

### CommScope

Item No.	Mfg. Part No.	Description
7320120303	60945-4	PICABOND Connector for Paper Cable Green
7320130303	61226-2	PICABOND 22/26 Purple Reg Weather Resistant Loose Piece
7320140303	61292-2	PICABOND Standard, 19/24 Yellow Reg Weather Resistant Loose Piece
7321380303	552769-2	PICABOND Load Coil Standard Connector, 22/26 Purple, Loose Piece Weather Resistant, Breakaway
7320160303	60944-6	PICABOND 22/26 Green 1000S
7320050303	552576-2	PICABOND 22/26 Green/Amber Load Coil
7323360303	552647-2	PICABOND 22/26 Green/Amber Loose Piece Breakaway
7320030303	229915-2	PICABOND 22/26 Purple Reg Weather Resistant
7320110303	60947-3	PICABOND Connector for Paper Cable Red



# Digital Transmission Connectors

## C5C Digital Transmission Connector

C5C digital transmission connectors are the latest addition to the Tyco Electronics' family of digital transmission quality connectors. It is a classic example of design and applied technology for achieving:

- Low attenuation
- High insulation resistance
- High SNR (Signal to Noise Ratio)
- Maximum bit-rate throughput up to CAT5 requirements.

C5C connectors use proven high performance Tyco Electronics gel to achieve all of the above in the outside plant environment where weather and pollution elements play a major role in degradation of the digital signal. This results in connectivity deterioration in non-sealed connectors.

### CommScope

Item No.	Mfg. Part No.	Description
Call KGP for #	A02363-000	Normally Open Sealed Magazine. 10-pair termination magazine
Call KGP for #	CC4034-000	Normally Closed Sealed Magazine. 10-pair termination magazine
Call KGP for #	4E8806-000	Protectors 350 Volt GDT HDUTY Black with ground strip used in Normally Open Magazines
Call KGP for #	7K2341-000	Green - Large circuit markers used identify circuits and secure magazines to mounting frames
Call KGP for #	3J326R-000	Blue - Large circuit markers used identify circuits and secure magazines to mounting frames
Call KGP for #	B98773-000	Yellow - Large circuit markers used identify circuits and secure magazines to mounting frames
Call KGP for #	Q63458-000	Violet - Large circuit markers used identify circuits and secure magazines to mounting frames
Call KGP for #	4S172M-000	Magazine Mounting Frame for 10 magazines, 20.0 mm pitch with ground studs
0000430546	544851-000	Installation Tool



# Scotchlok Connectors

## Scotchlok™ Connectors

Scotchlok UR2, UY2 and UB2A connectors feature 3M's originality in technology for insulation displacement connectors.

### Packaging Information:

- BOX - 100/box, 1000/cs Min. order: 1000 connectors;
- BIN - 20/bag, 1000/bin Min. order: 1000 connectors (25/bag, 4 bag/cs, Min. order: 1000 connectors);
- BULK - 1000/box, 5000/cs (500/box, 5000/cs);
- CARTRIDGE - 10/cart, 100/pk, 1000cs, 12/cart, 120/pk, 1200/cs, 16/cart, 160/pk, 1600/cs

### 3M Telecom Systems Division

Item No.	Mfg. Part No.	Description
7327060216	UB2A BOX(100)	Connector Tap/Brdg 19-26 Awg RDUP (RUS) Listed
7321750216	UCC CART (160)	Connector Clear Cap 19-26 Awg RDUP (RUS) Listed
7327750216	UDW2	Connector Inline 16-19 Awg Drop
7327010216	UP2 CART (160)	Connector Butt 22-26 Awg 2-Wire
0000030789	UP2(BULK)	Connector Butt-22-26 Awg- Dry
7320210216	UR BOX (100)	Connector Butt 19-26 Awg 100/Bx
7326930216	UR2 BOX (100)	Connector Butt 19-26 Awg 3-Wire RDUP (RUS) Listed
7327050216	UR2 CART (100/PK)	Connector Butt 19-26 Awg 3-Wire RDUP (RUS) Listed
5138430216	UR2-D CART	Connector Scotch Dry 19-26 Awg RDUP (RUS) Listed
7326920216	UY2 BOX (100)	Connector Butt 22-26 Awg
3087020216	UY2 BULK	Connector Yellow Cap Sealant B
7327040216	UY2 CART (120)	Connector Butt 19-26Awg 2-Wire
7320240216	UY BOX (100)	Connector Butt 22-26Awg



## 710 Connectors

### 710 Splicing Modules

The 3M 710 modular connectors are an IDC (insulation displacement connection) design for multi-pair copper splicing in a variety of applications. The 710 provides a gas tight connection on conductors ranging in size between 0.9 mm to 0.40 mm (19 to 26 AWG). The 710 is available in 5, 10, 20, or 25-pair configurations for PIC, PVC, PNLP, or paper insulated copper conductors. U710 tools and accessories allow for splicing in a variety of environments.

### 3M Telecom Systems Division

Item No.	Mfg. Part No.	Description
0000073533	3M710-BC1-25S	Connector 710 25PR Str/Fill
3099950216	3M710-MCG-25	Cover Bridge Top-710-MCG-25




# Modular Splicing System

## Modular Splicing System (MS<sup>2</sup>™)

The MS<sup>2</sup> Super-Mini and Super-Mate splicing modules provide the reliability of soldered connections, plus the efficiency of multi-pair splicing. You can have faster and more accurate craftwork, better housekeeping, plus the proven performance of MS<sup>2</sup> splicing.

### 3M Telecom Systems Division

Item No.	Mfg. Part No.	Description
0418120216	4000-G/TR	Module Super Mini Gel 24/Bg
5482820216	4000-DWVP/TR	Module Super Mini and Sealant Box
0418130216	4008-G/TR	Module MS <sup>2</sup> Super Mini Half-Tap
7326840216	4005-DPM/TR	Module Super Mate DPM/TR RDUP (RUS) Listed
7326870216	4005-DPM/FR	Module Fire Retardant Plug DPM
7326860216	4008-D/TR	Module MS <sup>2</sup> Super Mini Half-Cover RDUP (RUS) Listed
0000201731	4005-GBM/TR	Module Splicing Pluggable/Bridge Filled Transparent 25 Pair Yellow Body Top Blue Bottom 4005-GBM/TR
0051650000	4000-DT/TR	Module Spr Mini Dry Tst 24/Bag
5304740216	4005-DBM/TR/NB	Module Bridge Super Mate Plug



# Shield Bond Connectors

## Shield Bond Connectors

Scotchlok™ 4460 is designed to make a stable, low-resistance electrical connection between the shield of a communications cable and a conductor such as a strap, bar or wire. The connector consists of: lower member (base), upper member (top) and two securing nuts (lock nuts). The base teeth are set at such an angle as to permit easy insertion under the cable shield. Top and base members are made of tin-plated tempered brass, slightly curved to exert a continuous spring force on sheath and shield after clamping. No tabbing is required.

### 3M Telecom Systems Division

Item No.	Mfg. Part No.	Description
7320480216	4460	Connector Shield Bond No Shoe
7327080216	4460-D	Connector D Shield
7321180216	4460-S	Connector Scotchlok Shield with Shoe



Splice Connectors



# Ground Rods

## Ground Rods

Made of high-carbon steel as standard, all rods have a 5/8-inch cut thread on top and bottom.

- Hot dipped galvanized steel rod
- Non-ferrous bolt with lockwasher accommodated No. 3 and No. 8 stranded wire

### Hubbell Power Sys (AB Chance)



Item No.	Mfg. Part No.	Description
7260270043	402-658-926	Rod Ground Type E 1/2-Inch x 5-Feet Telephone Standard CAO Spec 8895 Galvanized
7260390043	8566	Rod Ground Standard 1/2-Inch x 6-Feet Galvanized

### Erico (Cadweld Products)

Item No.	Mfg. Part No.	Description
7260980574	815880	Rod Ground Galvanized 5/8-Inch x 8-Feet RDUP (RUS) Listed

## Ground Rods and Accessories

Copper bonded ground rods have a 99.9% pure copper sheath, bonded to a cold drawn carbon steel core. These rods are round assuring maximum rigidity for easy driving and resistance to deformation. Tensile ratings exceed 90k PSI limiting mushrooming when driving in adverse soil conditions and provide a good fit with associated hardware. The uniform layer of permanently bonded copper guarantees and extends life in most soils. Copper bonded ground rods are available in a variety of lengths and diameters to fit most any application. Copper alloy accessories should be used with the copper bonded ground rods to maintain a UL listed installation without compromising quality.

- Available in several designs, lengths and diameters
- Regular (non-threaded) for most standard applications
- Sectional when extra length is required (threaded or non-threaded)
- Pigtail to assure a good electrical contact without the use of clamps applied to the rod
- 10 mil standard copper plating thickness (RUS is 13 mil)
- Made in the U.S.A.



### PREMIER Regular Rods

Item No.	Mfg. Part No.	Description
7260877500	PT-1205C/611350	1/2-Inch x 5-Feet Copper Bonded Ground Rod
0000079211	611353	1/2-Inch x 5-Feet Copper Bonded Ground Rod (RUS)
7261077500	PT-1206C/611265	1/2-Inch x 6-Feet Copper Bonded Ground Rod
7261497500	PT-3805C/613850	3/8-Inch x 5-Feet Copper Bonded Ground Rod
7261377500	PT-3806C/613860	3/8-Inch x 6-Feet Copper Bonded Ground Rod
7260667500	PT-5806C/615860	5/8-Inch x 6-Feet Copper Bonded Ground Rod
5135157500	PT-5808C-RUS/615883	5/8-Inch x 8-Feet Copper Bonded Ground Rod (RUS)
7261067500	PT-5808C/615880	5/8-Inch x 8-Feet Copper Bonded Ground Rod (UL)
0000242380	PT-615800	5/8-Inch x 10-Feet Copper Bonded Ground Rod

# Ground Rods

## Ground Rods and Accessories

### PREMIER Sectional Threaded Rods

Item No.	Mfg. Part No.	Description
0000057054	PT-5805CS-635850	5/8-Inch x 5-Feet Copper Bonded Sectional Ground Rod
7261037500	PT-5810CS/635800	5/8-Inch x 10-Feet Copper Bonded Sectional Ground Rod (UL)
0000060918	PT-635803	5/8-Inch x 10-Feet Copper Bonded Sectional Ground Rod (RUS)



Grounding and Bonding

## Ground Rods and Accessories

### PREMIER Pigtail Rods

Item No.	Mfg. Part No.	Description
0000263764	PT-6138529	3/8-Inch x 5-Feet Copper Bonded Ground Rod with 18-Inch #10 AWG Tail



## Ground Rods and Accessories

### PREMIER Accessories

Item No.	Mfg. Part No.	Description
7260347500	PT-58CP-CC/CC58	5/8-Inch Threadless Ground Rod Compression Coupling
7260357500	PT-58DS-CC/B13716	5/8-Inch Threadless Ground Rod Drive Cap
7261047500	PT-58BCP/CR58	5/8-Inch Threaded Ground Rod Coupling
7261057500	PT-58DS/DS58	5/8-Inch Threaded Ground Rod Driving Stud



## Ground Rods

### Ground Rods and Accessories

#### PREMIER

##### Clamps

Item No.	Mfg. Part No.	Description
7260027500	PT-12BCL	1/2-Inch Bronze Ground Rod Clamp
7260017500	PT-38BLC (PT-CEB-0)	3/8-Inch Bronze Ground Rod Clamp
7260517500	PT-CP58	5/8-Inch Bronze Ground Rod Clamp (RUS)
7260037500	PT-58BCL-H/HDC58R	5/8-Inch Heavy Duty Bronze Ground Rod Clamp

**PREMIER**



Bronze Ground Rod Clamp



Heavy Duty Bronze Ground Rod Clamp

## Bonding and Grounding Hardware

### Bonding and Grounding Hardware

**PREMIER**



Ground Lug



Bronze Ground Pipe Clamp



KUL Bonding Clamp



I-Beam Clamp

#### PREMIER

##### Grounding & Bonding Connectors and Clamps

Item No.	Mfg. Part No.	Description
0000406460	PT-GL4-11	Ground Lug with Slotted Hex Head Screw
0000396858	PT-2174	KUL Bonding Clamp
0000386289	PT-5948	Bronze Ground Pipe Clamp 0.5 - 1-Inch
7260097500	PT-KP-2-IMP	Bronze Ground Pipe Clamp 1.25 - 2-Inch
0000386288	PT-2145	I-Beam Ground Clamp with Slot

# Bonding and Grounding Hardware


## Bonding and Grounding Hardware

### PREMIER

#### Vise Grip Connector

Item No.	Mfg. Part No.	Description
0000403157	PT-BVC-4	Bronze Vise Grip Connector #4 to #8
0000381031	PT-2170	Bronze Vise Grip Connector #6 to #8
7211117500	EVC167P	Tinned Bronze Vise Grip Connector C167   0.146 to 0.312 messenger, 0.146 to 0.232 groundwire

**PREMIER**



Bronze Vise Grip Connector



Tinned Bronze Vise Grip Connector

Grounding and Bonding

## Bonding and Grounding Hardware

### PREMIER

#### Split Bolts

Item No.	Mfg. Part No.	Description
0000381032	PT-2002	Copper Alloy Split Bolt S2 - 2H   #6 to #2 - 0.162 to 0.292
0000381033	PT-2004	Copper Alloy Split Bolt S4 - 4H   #8 to #4 - 0.128 to 0.204
0000386290	PT-2006	Copper Alloy Split Bolt S6 - 6H   #10 to #6 - 0.102 to 0.162
0000403158	PT-2004-3	Copper Split Bolt SEL4 - 4H3   #8 to #4 - 0.128 to 0.204 (longer) - 2 or 3 conductors
7211087500	PT-SEL-6	Copper Split Bolt SEL6 - 6H3   #10 to #6 - 0.102 to 0.162 (longer) - 2 or 3 conductors
7211057500	PT-SW-6	Tin Plated Split Bolt SW6 - 1HPS   #8 to #2 - 0.128 to 0.316

**PREMIER**



Copper Alloy Split Bolt



Tin Plated Split Bolt

# Bonding and Grounding Hardware

## One-Shot Cable to Ground Rod Electrical Connector

Cable to ground rod connector using Cadweld "One-Shot" connections for both plain or threaded copper clad and galvanized steel or stainless steel rods. The Cadweld "One-Shot" case is a ceramic disposable body replacing the familiar semi-permanent graphite mold and associated handle clamp. Everything required is included except flint ignitor. It is RUS accepted.

### Erico (Cadweld Products)

Item No.	Mfg. Part No.	Description
0000156703	NT1161GPLUS	Connector One-Shot for 5/8-Inch Ground Rod Conductor Size 6, 8 Solid 8 Stranded RUS Accepted NT1-161G RDUP (RUS) Listed
0000151304	NT1161VPLUS	Connector One-Shot for 5/8-Inch Ground Rod Conductor Size 1, 2 Solid 2, 3 Stranded RUS Accepted NT1-161V

## Cadweld® Plus One Shot

The CADWELD Plus One Shot produces a permanent exothermic connection to a ground rod that will not loosen, corrode or increase in resistance for the life of the installation. The convenient single-use package makes the connection to the ground rod without a mold or starting material.

- Durable disposable ceramic body eliminates the graphite mold and frame
- Produces a permanent connection that will not loosen or corrode
- Easy to use electronic ignition, no starting material
- NEC compliant
- UL Listed

### Erico (Cadweld Products)

Item No.	Mfg. Part No.	Description
0000147960	GR1161GPLUS	Connector One-Shot for 5/8-Inch Ground Rod Conductor Size 6, 8 Solid 8 Stranded, UL Listed

## High Strength Split Bolt Connectors

This split bolt is used for copper to copper connections.

- Bolt and nut made of high strength corrosion resistant bronze alloy
- Pressure bar is copper through 40H, copper alloy is used for 350 kcmil and above
- Bolt and nut of hex design up to 350 kcmil
- Tested and listed to UL 486A requirements

**Thomas & Betts**

### Thomas & Betts

Item No.	Mfg. Part No.	Description
7209650318	2H3	Connector Split Bolt 2/6Sol to 2/14Sol



# Bonding and Grounding Hardware

## Ground Connectors

Fargo Bronze, vise type connectors are one piece, side loading, for easy installation on unbroken run conductors.

- Bonding ribbon or braid to bonding ribbon, braid, conductor, or bus and tape to messenger

### Hubbell Power Systems (AB Chance)

Item No.	Mfg. Part No.	Description
7212090043	GC-164	Ground Connector Vise Type for .06 - .184-Inch Conductors Bronze
0000075362	GC-167	Ground Connector Vise Type for .146 - .312-Inch Messengers or Taps Bronze
7211110043	GC-167P	Ground Connector Vise Type for .146 - .312-Inch Conductors Figure 8 or IM Cable Plated Bronze
7211130043	GC-5006	Ground Connector Vise Type for .101 - .162-Inch Conductors Copper to Copper Bronze



## Screw-On Terminals

Connector with internal self-cutting threads, for terminating solid wires at connecting points.

- Installs with a standard (3/8-inch) terminal wrench
- Self-threading terminal cuts through any oxidation
- Tin plated for corrosion resistance
- Copper alloy construction
- Threaded connection will not vibrate loose

### Electric Motion Co.

Item No.	Mfg. Part No.	Description
7260430025	EM2525	Terminal Screw-On For Solid #6 AWG with Tin Plated Copper Connectors
7328250025	EM2610	Terminal Combination Screw-On For #6 or #10 AWG with Tin Plated Copper Connectors

## In-Line Ground Connector (Stud - #6 AWG)

This allows the installer to make a low-resistance, externally removable ground wire connection to the outside of a PLP COYOTE® splice closure.

### Electric Motion Co.

Item No.	Mfg. Part No.	Description
0262390025	EM0366WR	Connector Ground In-Line

## Grounding Harnesses

#6 AWG flexible harnesses with colored insulation for multi-directional cable identification.

### Electric Motion Co.

Item No.	Mfg. Part No.	Description
7327480025	EM8100-6.10	Harness Bonding 6-Inch No.6 AWG with Ring Terminals
0114920000	EM8100-24.10	Harness Bonding 24-Inch No.6 AWG with Ring Terminals
0114940000	EM8100-36.10	Harness Bonding 36-Inch No. 6 AWG with Ring Terminals 427 Strands



## Bonding Braids

### Bond Braid

Bond Braid is a flat woven braid composed of tinned-copper strands, used to affect an electrical and mechanical bond across cable shield openings. It is available as a solid braid, with eyelets, or with eyelets and webbing installed. The web cover is a poly-mesh plastic netting.

- Equivalent to No.6 AWG
- Individually tinned copper conductors
- 1/2 inch width
- Eyelets have 1/4 inch ID and are spaced every 3 inches

#### PREMIER

Item No.	Mfg. Part No.	Description
7321877500	PT-BBR-EW-25	Bond Braid #6 with Eyelets and Web 25-Feet/Reel, 2030
7321577500	PT-BBR-E-25	Bond Braid #6 with Eyelets 25-Feet/Reel, 2025
0000367161	PT-BBR-UESW-25	Bond Braid #6 with Eyelets & Web Ultrabond 25-Feet/Reel, 2051
7328477500	PT-BBR-UEW-25	Bond Braid #6 with Eyelets & Web Ultrabond II 25-Feet/Reel, 2081

#### PREMIER



Bond Braid #6 with Eyelets and Web



Bond Braid #6 with Eyelets


### Ground Strap

- Equivalent to No. 6 AWG
- Tinned Copper
- 1/4" diameter mounting holes every 4"
- Clear Green Insulation
- 25' per roll

#### PREMIER

Item No.	Mfg. Part No.	Description
0000193805	PT-MBR6GRN-25	Ground Strap Rope with Insulation and Mounting Holes

#### PREMIER



### Plain Bonding Ribbon

- Soft temper, flat wire for easy installation
- Solid wire for entering and exiting airtight applications
- Tin plated for solderability and corrosion resistance
- 3/8 inch wide x 0.051 inch thick
- 5-lb. spool

#### PREMIER

Item No.	Mfg. Part No.	Description
7391617500	PT-EM6868	Bonding Ribbon Plain, 5 lb Spool



Bonding Ribbon Plain, 5 lb Spool

### Bond Bar

Bond Bar is typically used in applications that require effective shield continuity and a dependable mechanical bond. It is constructed of a solid copper, tin-plated strip and has a hole pattern that conforms to standard 3 and 6 pair terminal blocks and variably placed bond studs. Insulator tubing is available for protection against environmental electrical and mechanical damage.

- Equivalent to No.6 AWG
- Tin plated copper
- 1/2 inch width
- 13/64 inch holes - slots 1/4 inch center 13/64 inch radius

#### PREMIER

Item No.	Mfg. Part No.	Description
7321597500	PT-BBA-T-25	Bond Bar #6 with Insulator Tubing 25-Feet/Reel, 4422




# Simplify your FTTx Deployment with Cost Effective Solutions


Meet our new line up of accessible fiber drop closures.



## COYOTE® ATC (Aerial Terminal Closure)



**DROP CHAMBER**




**SPLICE CHAMBER**

**DTC4**



**DTC6**



**DTC8**



**440.461.5200**


**inquiries@preformed.com**  
**www.preformed.com**

## OptiSheath™ Sealed Terminal, UCA Series

The OptiSheath Terminal, UCA4-xx and UCA5-xx, is designed for the aerial, pole, pedestal or buried fiber access network. This innovative terminal provides sealed environmental protection and quick incremental connection of subscribers' drop cable. This unique design allows additional subscribers to be connected without opening the terminal, thereby saving significant time and money.

Also designed for the aerial, pole, pedestal or buried fiber access network, the OptiSheath Sealed Terminal provides sealed environmental protection and quick incremental connection of subscribers' drop cable for those who prefer to splice in the field.

CORNING



OptiSheath Sealed Terminal (open)


### Corning Cable Systems LLC

Item No.	Mfg. Part No.	Description
0000224364	UCA4-086RB-W	Below Grade OptiSheath Terminal 8-port With Splice Tray And Ribbon Pigtail 15in X 7.72in X 6.25in 4 Distribution Ports In-line Splicing Capability Splicing To 16 Ports Fiber Capability 72f Loose-Tube Or 216f Ribbon Buffer Tube Slack Storage Capability
0000165407	UCA4-086CP-W	UCA Closure includes 8 Optitap ports 1 splice tray Wall bracket
0000204597	UCA4-066CP-W-2B	Includes 6 Optitap Ports 2 Blank Adapters 1 Additional Splice tray 2 Multiport Coupling Kits

## OptiSheath™ Aerial Terminal, SCA-6T Series

The OptiSheath Terminal, SCA-6T24 is designed for the aerial fiber access network. This innovative terminal provides environmental protection and quick incremental connection of subscribers' drop cable to increase deployment velocity.

CORNING



SCA-6T24 (tray open)

### Corning Cable Systems LLC

Mfg. Part No.	Description
SCA-6T24-026CP	Includes SCA-6T24 Terminal with 2 Optifit® Cable Assembly Adapters, Aerial Hanging Bracket, 2 Distribution Strain-Relief Brackets, 2 Pigtails and 1 SCF-ST-126 Splice Tray
SCA-6T24-046CP	Includes SCA-6T24 Terminal with 4 Optifit Cable Assembly Adapters, Aerial Hanging Bracket, 2 Distribution Strain-Relief Brackets, 4 Pigtails and 1 SCF-ST-126 Splice Tray
SCA-6T24-066CP	Includes SCA-6T24 Terminal with 6 Optifit Cable Assembly Adapters, Aerial Hanging Bracket, 2 Distribution Strain-Relief Brackets, 6 Pigtails and 1 SCF-ST-126 Splice Tray
SCA-6T24-086CP	Includes SCA-6T24a Terminal with 8 Optifit Cable Assembly Adapters, Aerial Hanging Bracket, 2 Distribution Strain-Relief Brackets, 8 Pigtails and 1 SCF-ST-126 Splice Tray



OptiSheath® Aerial Terminal, SCA-9T Series

Corning OptiSheath® Aerial Terminal, SCA-9T Series is available in two lengths designed for the aerial fiber access network and provides a low-cost solution optimized for optical access architectures. These innovative terminals provide environmental protection and quick incremental connection of subscribers’ drop cable with individual strain-relief, sealing of all cables and quick-release clamps for easy terminal re-entry.

Designed to install easily on a strand (aerial hanging brackets included), the terminal supports up to 12 OptiTap® Connector Single-Fiber Drop Cable Assembly ports. Ports one through six are housed in the right end cap, and ports seven through 12 are housed in the left end cap. There are three express ports per end cap.

Corning 144 fiber cables or those with large central strength members (>4mm OD), require part no. SCF- MBR-CMS.

For fiber management capability, the 24-inch terminal allows up to 7 feet of slack storage. It will accommodate up to six SCF-ST-126 splice trays for a maximum capacity of 144 single fiber splices, or 288-fiber capacity if splicing ribbons.



Corning Cable Systems LLC

Mfg. Part No.	Description
SCA-9T24-LRS	OptiSheath® Aerial Terminal, SCA-9T Series, 24-in length, left and right standard end caps (eight flat drops per end cap)
SCA-9T24-06CPL-SR	OptiSheath Aerial Terminal, SCA-9T series, 24-in length, six OptiTap® connector adapters with single-fiber pigtails in left end cap, standard right end cap (for eight flat drop cables)
SCA-9T34-066CP	OptiSheath Aerial Terminal, SCA-9T series, 34-in length, six OptiTap® connector adapters with single-fiber pigtails in right end cap, blank left end cap
SCA-9T34-066E	OptiSheath Aerial Terminal, SCA-9T series, 34-in length, six OptiTap® connector adapters with no pigtails in right end cap, blank left end cap



- 1** Select terminal size.

24 = 24-in length  
34 = 34-in length  
*See Note 1.*
- 2** Select number of OptiTap adapters.

**Standard OptiTap configurations**

02 = 2 OptiTap Connector adapters, right end cap  
04 = 4 OptiTap Connector adapters, right end cap  
06 = 6 OptiTap Connector adapters, right end cap  
08 = 8 OptiTap Connector adapters, (6) right end cap, (2) left end cap  
12 = 12 OptiTap Connector adapters, (6) right end cap, (6) left end cap

**Blank or Drop Cable End Caps**

LRB = Left and right blank end caps, no drop ports  
LRS = Left and right standard end caps, 8 flat drops per end cap  
*See Note 2.*
- 3** Select Optitap Pigtail.

**Standard OptiTap configurations only – no drop ports**

6CP = Adapters with single-fiber pigtails  
6RB = Adapters with ribbon pigtails  
6E = Adapters with no pigtails  
*See Note 3.*

**Configurations combining 6 or less OptiTaps and drop ports (not available with ribbon pigtails)**

6CPR = Adapters in right end cap  
6CPL = Adapters in left end cap  
*See Note 4.*
- 4** Select end cap type.

SR = Standard right end cap (for 8 flat drop cables)  
SL = Standard left end cap (for 8 flat drop cables)  
BR = Blank right side end cap, no drops  
*See Note 5.*

Notes:

1) SCA-9T34-xxx terminals can accommodate 27-in sheath opening for taut-sheath application.

2) Accommodates up to 16 subscribers per terminal; eight single-fiber or multifiber drops per end (LRS). No further digits required.

3) If selected number of OptiTap adapters is six or less and no handling for non connectorized flat drop cable, left end cap will be blank. No further digits re-quired.

4) For configurations combining six or less OptiTaps and drop, specify on which side the adapters go (left or right) and use space #4 to define other end cap con-figuration requirements.

5) If ‘6CPR’ is selected and no drops are required, then default left end cap is blank. No further digits required.

For installation instructions for OptiTap Connector Adapters, please refer to SRP 206-337. For installation instructions for splice versions, refer to SRP 206-355.

Terminal includes two distribution strain-relief brackets, one splice tray, aerial mounting brackets and SC APC pigtails. Terminals ordered with six or fewer ports have a blank end cap on the left end. Terminals may be expanded in the field by ordering the left end cap with additional ports and pigtails.

## Splice Closure Family (SCF) Gel End Cap

Corning Cable Systems SCF closure with gel end cap is a fiber splice closure that has been designed with the installer in mind. Its independent gel port design allows for faster installation than traditional mechanical closures and precludes disturbing already installed/connected cables in the closure. The tray and slack frame separate from the mainframe to make splicing and bare fiber management inside the tray a much easier task because all splicing can be done separately from the closure. The SCF gel end cap closure has a maximum capacity of 144 single-fiber splices and is suitable for aerial, duct or direct buried applications.

For FTTx applications, the ports can be outfitted with inserts that allow for multiple SST flat or round cables in a single port allowing quick and easy drop cable installation.

CORNING



SCF Family of Splice Closures

### Corning Cable Systems LLC

Mfg. Part No.	Description	Standard Kit Content	
SCG-8C18-01	6-port Gel End Cap Closure 8-in diameter x 18-in length <i>Note: Grounding kit not included</i>	<ul style="list-style-type: none"><li>• Canister, 18-in length</li><li>• Clamping and sealing rings</li><li>• Four dummy plugs</li></ul>	<ul style="list-style-type: none"><li>• Gel end cap, six outer gel segments, 8-in diameter</li><li>• Strain-relief hardware for two ports</li><li>• Fiber management frame</li></ul>
SCG-KT-6GND	Grounding Kit	<ul style="list-style-type: none"><li>• Two bond clamps</li></ul>	<ul style="list-style-type: none"><li>• Two ground cables with leads, 8-in length</li></ul>
SCG-KT-ECR8	Gel End Cap Replacement Kit	<ul style="list-style-type: none"><li>• Gel end cap, six outer gel segments, 8-in diameter</li><li>• Strain-relief hardware for two ports</li></ul>	<ul style="list-style-type: none"><li>• Four dummy ports</li><li>• Clamping rings</li></ul>
SCG-KT-DP8	Dummy Plug Replacement Kit	<ul style="list-style-type: none"><li>• 6 dummy plugs</li></ul>	
SCG-KT-8CBL	Cable Port Replacement Kit	<ul style="list-style-type: none"><li>• Strain-relief hardware for two ports</li></ul>	<ul style="list-style-type: none"><li>• Grounding hardware for two ports</li></ul>
SCG-KT-G84-F	Multicable Entry Kit, SST-Drop Cable, ROCTM Cable, Round (< 10 mm OD)	<ul style="list-style-type: none"><li>• Multicable gel insert</li><li>• Three plugs</li></ul>	<ul style="list-style-type: none"><li>• Strain-relief hardware</li></ul>
UCN-GND-SC20	Central Member Restraint, Bonding Clamp Kit	<ul style="list-style-type: none"><li>• 20 bond clamps with central member restraint</li></ul>	
UCN-GND-S20	Bonding Clamp (standard) Kit	<ul style="list-style-type: none"><li>• 20 bond clamps</li></ul>	
UCN-GNDCBL-20	Ground Cable Kit	<ul style="list-style-type: none"><li>• 20 cables, #6 AWG, with leads, 8-in length</li></ul>	
SCF-POLE-BKT8	Pole/Wall Bracket Kit	<ul style="list-style-type: none"><li>• One end cap mounting bracket</li></ul>	<ul style="list-style-type: none"><li>• Two metal bands</li></ul>
BKT-SC-C	Aerial Strand Hanging Bracket Kit	<ul style="list-style-type: none"><li>• Hanging brackets and hardware</li></ul>	
SCG-KT-8GS3	Sealing Gel Segments Kit	<ul style="list-style-type: none"><li>• Three sealing gel segments</li></ul>	<ul style="list-style-type: none"><li>• Lubricant and lubricant brush</li></ul>
SCG-KT-8IG3	Inner Sealing Gel Segments Kit	<ul style="list-style-type: none"><li>• Three inner sealing gel segments</li></ul>	<ul style="list-style-type: none"><li>• Lubricant and lubricant brush</li></ul>
SCG-KT-8EC	End Cap Kit	<ul style="list-style-type: none"><li>• One end cap, valve with interior segment</li><li>• One end cap plate</li></ul>	<ul style="list-style-type: none"><li>• Two sealing segments (3-pack)</li><li>• Four dummy plugs</li></ul>
SCF-ST-116	Splice Tray (0.4)	<ul style="list-style-type: none"><li>• 0.4-in metal tray for single fiber</li></ul>	<ul style="list-style-type: none"><li>• 24-position heat-shrink</li></ul>
SCF-ST-099	Splice Tray (0.2)	<ul style="list-style-type: none"><li>• 0.2-in metal tray for single fiber</li></ul>	<ul style="list-style-type: none"><li>• 12-position heat-shrink</li></ul>



# Fiber Closures

## COYOTE® DTC

- Capable of 12 Single Fusion Splices and 36 Mass Fusion Splices
- In-Line or Butt Splice Configuration
- Applications include Direct Burial, Below Grade, Pole/Wall Mount, and Aerial.
- Accepts Cables up to .370"
- Re-Enterable and Re-Usable

### Preformed Line Products

Item No.	Mfg. Part No.	Description
0000299967	COYDTC-001	For flat and small drop cables .170-Inch to .25-Inch
Call KGP for #	COYDTC-003	For large round shielded drop cables .25-Inch to .37-Inch




## COYOTE® LCC

- Capable of 24 Single Fusion Splices and 72 Mass Fusion Splices
- In-Line or Butt Splice Configuration
- A Cost Effective Solution for Quick Restoration of Damaged Fiber Service Drops
- Re-Enterable and Re-Usable
- Compatible with Silicone Grommets used in the COYOTE® Dome Family

### Preformed Line Products

Item No.	Mfg. Part No.	Description
Call KGP for #	COYLCC-F008	For Single Fusion includes (1) One Hole Grommet .4-.6 and (1) Eight Hole Grommet .125-inch-.250-inch
Call KGP for #	COYLCC-F014	For Single Fusion includes (2) Two Hole Grommets .42-.60



## COYOTE In-Line RUNT Closure

The COYOTE In-Line Runt Closure has the versatility and features that makes it a perfect choice for distribution and fiber-to-the-premise networks. At 17.5" Long, 10" Wide and 3.5" High, the hermetically sealed version will easily fit into pedestals and hand holes. Also available is the Free-Breathing (8006952) version for aerial applications features a reversible, hinged cover with simple snap fasteners.

- Each end of the COYOTE In-Line Runt Closure has an End Plate with two factory sealed 1-1/4" ports.
- All fasteners in both versions can be hand tightened with a standard can wrench. No special tools required.
- The built-in organizer system in the closure base is the same field proven design as the COYOTE Runt Closure.
- The accessories are the same as used in other COYOTE Series Closures.

### Preformed Line Products

Item No.	Mfg. Part No.	Description
0000157491	8006951	Kit Closure COYOTE In-Line RUNT 17.5-Inch x 10-Inch Hermetically Sealed



## COYOTE® One

- Capable of 120 Single Fusion Splices
- Three 1-1/4-inch individually accessed cable ports.
- Utilizes Silicone Grommet System capable of sealing around cables .125" - 1.25"
- Easily Allows for Mid-Sheath (Express) Application
- Narrow Profile makes it a great aerial solution, especially for ADSS though it is designed for direct buried and below grade applications as well.

### Preformed Line Products

Item No.	Mfg. Part No.	Description
0000366758	COY1-001	COYOTE® ONE Dome for Buffer Tube (Loose Tube) Applications



## COYOTE Dome Closure

The COYOTE dome closure meets the demanding requirements of Bellcore GR-771 CORE for all aerial, buried and underground environments. Manufactured in accordance with ISO 9001:2000 procedures to assure quality, the COYOTE dome closure is backed by the experience and field support that Preformed has been noted for since 1947.

- Four 1-1/4-inch Individual accessed cable entry ports in the 6.5-inch endplate and Seven 1-1/4-inch Individually accessed cable entry ports in the 9.5-inch endplate. The re-enterable and reuseable design is segmented to allow easy user access to each cable entry separately without disturbing any existing cables or fibers
- Fully compatible with in-line COYOTE closure shells
- Utilizes Silicone Grommet System capable of sealing around cables .125" - 1.25"
- Single Fusion Maximum Splice Capacities- 9.5x28-504, 9.5x19-288, 6.5x22-240, 6.5x17-144
- Easily allows for mid-sheath (express) applications
- RDUP (RUS) Listed

### Preformed Line Products

Item No.	Mfg. Part No.	Description
0000105077	8006944	Closure Dome 6.5" x 17" for Buffer Tube (Loose Tube) Applications
0000113460	8006877	Closure Dome 6.5" x 22" for Buffer Tube (Loose Tube) Applications
0000432641	COYD919B-000	Closure Dome 9.5" x 19" for Buffer Tube (Loose Tube) Applications
0000280375	80061057	Closure Dome 9.5" x 28" for Buffer Tube (Loose Tube) Applications



## COYOTE® Splice Trays and Accessories

Two types of splice trays are available, one for single fiber splices and one for mass fiber splices. Splice trays, for mass or single fusion and mechanical splicing, are layered above the transition/storage compartment and are easily slipped into place on two studs and secured with a hold down strap.

- These injection-molded trays have hinged, clear plastic covers for maximum fiber protection that still allows for visible inspection of the fibers.
- A series of tabs along the tray perimeter are easily removed to simplify routing of the fiber. When replaced, they retain the fiber.

### Preformed Line Products

Item No.	Mfg. Part No.	Description
0295110142	80806033	Splice Tray 12-Count For 6.5" x 17" Closures with Elastomer Splice Block
0000123515	80807701	Tray Splice Low Profile 6.5" x 17" 12 Count for Coyote Closure
5344280142	80805110	Splice Tray Single Fiber 36 Count Include 1 Tray, Splice Count Label, Tie Wraps & Felt Strips
1584590142	80805514	Splice Tray Kit Standard 36-Count for 6.6" x 22" Closures with (3) Elastomer Splice Blocks (12 Splices/Block) for Fiber to Fiber Splicing
0000296815	80808945	Short Deep Profile LITE-GRIP® Splice Tray Capable of 36 Single Fusion Splices
0000296822	LGSTS72	Long Deep Profile LITE-GRIP® Splice Tray Capable of 72 Single Fusion Splices
0000364766	80809958	Short Low Profile LITE-GRIP® Splice Tray Capable of 24 Single Fusion Splices
0000381611	80810086	Long Standard Profile LITE-GRIP® Splice Tray Capable of 36 Single Fusion Splices




## COYOTE Silicone Grommets

COYOTE® Silicone Grommets are for use in the LCC, In-Line RUNT, ONE, Domes, and GLC. Capable of sealing around flat drop and cable diameters from .125" to 1.25". Up to 8 flat drops possible in appropriate grommet.

- Manufactured from weather-resistant urethane
- Silicon sealant provided to ease application
- Entry holes covered with a thin layer of urethane to provide flexibility of use
- Contains grommet, cable, measuring tape, two-silicon lubricant pack, set of plugs and glove

### Preformed Line Products

Item No.	Mfg. Part No.	Description
0000169809	8003691	Grommet End Plate .40 - .60 Cable Range 1 Entry
0000151537	8003692	Grommet End Plate .60 - .85 Cable Range 1 Entry
0000170783	8003693	Grommet End Plate .85 - 1.0 Cable Range 1 Entry
0000170760	8003694	Grommet End Plate 1.0 - 1.25 Cable Range 1 Entry
0000145632	8003663	Grommet End Plate .42 - .60 Cable Range 2 Entry
0000108132	8003664	Grommet End Plate .30 - .43 Cable Range 4 Entry
0000145633	8003665	Grommet End Plate .125 - .25 Cable Range 6 Entry
0000440398	8003677	Grommet End Plate .125 - .25 Cable Range 8 Entry
More sizes available.		



## COYOTE® RUNT Closure

- Accommodates both unitube and buffer tube cable
- Holds two 12-count splice trays
- Three molded-in cable entry ports; two 3/4-inch and one 1-inch
- Tested in accordance with Bellcore GR-771 CORE
- Grommets available for cable entries to seal small diameter drop and node cables
- The COYOTE RUNT Expanded holds up to four 12-count splice trays

### Preformed Line Products

Item No.	Mfg. Part No.	Description
0295100142	8006671	Kit Closure COYOTE RUNT 8.5-Inch x 14.75-Inch Includes LOCK-TAPE Sealant, Bond Brackets, Transport Tubing
0000045803	8006794	Kit Closure COYOTE RUNT Expanded 14.75-Inch Long x 8.5-Inch Wide x 3-Inch High Includes LOCK-TAPE Sealant, Bond Brackets, Transport Tubing

## COYOTE PUP Closure

The COYOTE PUP closure offers a perfect choice for low fiber count distribution applications. The compact size (6-inch x 17-inch) and ease of application make the COYOTE PUP closure the best choice for applications requiring up to 48 single fiber splices. It is a unique fiber management system with compact 12-fiber splice tray. Two versions: unitube cable applications and buffer tube cable applications. Its compatibility with COYOTE closure allows for expansion with minimal cost or fiber disruption. Tested in accordance with Bellcore GR-771 CORE. Common accessories with COYOTE closures reduce inventory items.

- Compatible with COYOTE closures
- Many common COYOTE accessories
- Compact, convenient size for less than 48 fiber splices
- UL Approved
- RDUP (RUS) Listed

### Preformed Line Products

Item No.	Mfg. Part No.	Description
0193400142	8006622	Closure Kit 6-Inch x 17-Inch for Loose Buffer Tube Applications Includes (1) 3-Section 6 Port End Plate, (1) Blank End Plate, and Storage Compartment
0193410142	8006621	Closure Kit 6-Inch x 17-Inch for Unitube Cable Applications Includes (1) 3-Section 6 Port End Plate, (1) Blank End Plate, Transition Compartment Kit and (1) Transport Tube Kit

## COYOTE® Closure Kit

The COYOTE closure is craft-friendly, affordable, reliable, durable and tested in accordance with Bellcore Testing Requirement GR-771 CORE and will ensure long-term reliability and quality of voice, video and data signals.

- High-capacity fiber management systems to store, organize and protect fibers
- This user-friendly, economical closure also has retrofit capabilities; it can change out all closures
- Common end plate diameter allows you to increase closure size from 6-inch to 8.5-inch and capacity from 144 single fiber to 288 single fiber
- Permanent neoprene gasket seal; no re-entry kits required



### Preformed Line Products

Item No.	Mfg. Part No.	Description
5344230142	8006560	Closure Kit 6-Inch x 22-Inch 6 Port End Plate For Buffer Tube Fiber Applications Includes (1) 3-Section End Plate, (1) Blank End Plate, and Storage Compartment Kit
0076870000	8006561	Closure Kit 8.5-Inch x 22-Inch 6 Port End Plate For Buffer Tube Fiber Applications Includes (1) 3-Section End Plate, (1) Blank End Plate, and Storage Compartment Kit
0000005127	8006587	Closure Express 6-Inch x 22-Inch 6 Port End Plate Loose Buffer Tube Application Includes (1) 3-Section End Plate, (1) Blank End Plate, Express Storage Compartment Kit
5199950142	8006588	Closure Express 8.5-Inch x 22-Inch 6 Port End Plate Loose Buffer Tube Application Includes (1) 3-Section End Plate, (1) Blank End Plate, Express Storage Compartment Kit

## FIBERLIGN Fiber Safe

The Fiberlign fiber safe is designed for protecting underground, buried and aerial fiber optic splices. More versatile and flexible than other fiber optic closures, the Fiberlign fiber safe incorporates a closure within a closure for double protection. The Fiberlign fiber safe can accommodate butt splice applications or in-line configurations using various end plate and splice case combinations.



### Preformed Line Products

Item No.	Mfg. Part No.	Description
1581660142	8001003	Fiber Safe 6.5-Inch x 28-Inch for Butt Splice Applications Includes (1) 2-Section End Plate and (1) 3-Section End Plate
1582360142	8001005	Fiber Safe 6.5-Inch x 28-Inch for Butt Splice Applications Includes (1) 2-Section End Plate and (1) 3-Section End Plate and RUS Listed Shield Connectors, RDUP (RUS) Listed

## Fiber Optic Closures 2178

3M™ has the fiber optic closure system to fit your environment or application. The 2178-LS series fiber optic splice case provides ease of installation that is unsurpassed in the industry. The 2178-LS comes in 3 different configurations and provides flexibility to add cable ports on both ends with addition of 2181-LS cable addition kit. The 2178-LS can be used with the 2522, 2523, or 2524 fiber splice organizer trays. Separate inserts are available for the splice organizer trays depending on whether you are splicing single fusion, mass fusion, or 3M Fibrlok splice. The 2178-LS comes in the fire-retardant (FR) version for use in vault and building applications where specifications require a flame-retardant rating.



- Gasket seal - Easy reentry and reusable seal
- Constructed of a highly chemically resistant material
- Unique strength member clamp assembly - Prevents cable sheath movement with temperature changes
- Several sizes with interchangeable parts - Expandable system to fit capacity and space requirements
- Multiple cable entry options - Butt or in-line configuration for splicing
- No special tools required - Easy installation and reentry
- Non-filled closure - No compound required; easier reentry

### 3M Telecom Systems Division

Item No.	Mfg. Part No.	Description
1584710216	2178-S	Case Splice Fiber Optic Small 22.7 Length x 9.2 Width x 6.9 Height for Three Cables
5132400216	2178-LS	Case Splice Fiber Optic Large 22.7 Length x 9.2 Width x 12.8 Height for Four Cables
5132390216	2178-LL	Case Splice Fiber Optic Extra Large 22.7 Length x 9.2 Width x 12.8 Height for Four Cables



## FOSC 400 Fiber Optic Splice Closures

FOSC 400 fiber optic splice closures are designed for use with any cable construction (loose buffer tube, central core tube, loose fiber, and ribbon), in any environment (aerial, pedestal, buried, handhole and manhole), and for numerous splice applications (express, tap-off, branch and repair).

- Mechanical base-to-dome seals
- Heat-shrink cable seals are installed with a hot-air gun
- Common materials, accessories and practices re used throughout the product line

### CommScope

Item No.	Mfg. Part No.	Description
0000109143	FOSC400-A8-12	Closure Kit Fiber Optic, A Size, 8 Inch Dia. x 19.5 Inch Long, 8 Round Ports, 12 Splice Tray Capacity, 1 Tray in Kit, Grounding, Valve, FOSC400-A8-12-1-AGV



## FOSC 450 Fiber Optic Gel Closures

The FOSC 450 Closure family can be used in any environment (aerial, pedestal, buried and underground) and for numerous splice applications (expressed, tap-off, branch and repair).

Either six (BS, B6, C6 and D6) or four (A4) round cable ports are provided in a wrap-around block with pre-installed gel profile for re-usable cable sealing.

- Splice capacity similar to the FOSC 400 closures
- Gel sealing cable sealing terminations
- Splice trays are hinged for access to any splice without disturbing other trays
- Compatible with most common cable types
- Uncut or expressed fibers can be stored in storage baskets

### CommScope

Item No.	Mfg. Part No.	Description
0000171831	FOSC450-A4-4-NT-0-A1V	Fiber Optic Splice Closure, 19" Length x 8" Diameter, 4 cable entry ports, 96 single fiber / 144 splice capacity, up to 8 drop cables
5335050515	FOSC-ACC-A-TRAY-12	Splice Tray for A or B type FOSC, with two SM-6 splice modules
0000004872	FOSC-ACC-A-TRAY-24	Splice Tray for A or B type FOSC, with two SM-12 splice modules
1585190515	SMOUV-1120-01	Heat Shrinkable, 60mm, single fiber splice protection sleeve
0000224241	FOSC450-BS-6-NT-0-B0V	Fiber Optic Splice Closure, 19" Length x 9.2" Diameter, 6 cable entry ports, 144 single fiber / 288 splice capacity, up to 16 drop cables
0000082805	FOSC450-B6-6-NT-0-B3V	Fiber Optic Splice Closure, 24" Length x 9.8" Diameter, 6 cable entry ports, 144 single fiber / 288 splice capacity, up to 16 drop cables
1500130515	FOSC-ACC-B-TRAY-12	Splice Tray for B type FOSC, with two SM-6 splice modules
1500150515	FOSC-ACC-B-TRAY-24	Splice Tray for B type FOSC, with two SM-12 splice modules
0000202259	FOSC450-C6-6-NT-0-C6V	Fiber Optic Splice Closure, 23" Length x 11.5" Diameter, 6 cable entry ports, 192 single fiber / 864 splice capacity, up to 16 drop cables
0000192070	FOSC-ACC-C-TRAY-12	Splice Tray for C type FOSC, with two SM-6 splice modules
0000201956	FOSC-ACC-C-TRAY-24	Splice Tray for C type FOSC, with two SM-12 splice modules
0000028626	FOSC450-D6-6-NT-0-D6V	Fiber Optic Splice Closure, 30" Length x 11.5" Diameter, 6 cable entry ports, 576 single fiber / 1152 splice capacity, up to 16 drop cables
1500110515	FOSC-ACC-D-TRAY-36	Splice tray for D type FOSC, with six SM-6 splice modules
5544330515	FOSC-ACC-D-TRAY-48	Splice tray for D type FOSC, with six SM-8 splice modules
1500120515	FOSC-ACC-D-TRAY-72	Splice tray for D type FOSC, with six SM-12 splice modules
0000400236	FAK-MULDRP-45-SEAL-FLAT4	FOSC 450 Gel Drop Seal used to add flat drop cables to B, B-Short, C or D sized closures
0000369457	FAK-MULDRP-45-4P-DRP	Quick install gel plug, strength member tie downs & cable retention hardware. For use with drop style cables for FOSC450 & FOSC600 closures
0000123355	FAK-MULDRP-45-4W/CBL-ATT	Gel tape wrap, related sealing components & cable retention hardware for all FOSC 450 & FOSC 600 closures. Cable attachments included



## Gator Splice Closure

The Gator Splice Closure is a small butt splice configuration primarily designed for splicing two loose tube flat drop style cables of 1 to 12 fibers in above ground below grade and direct buried applications. Gel sealed.

- Compatible with most flat drop cable types
- Accommodates up to 12 single fibers, 12 ribbonized fibers or one 12 fiber ribbon
- Gel sealing
- Toning wire hardware included
- Small size: 7.5" x 5.8" x 1.2" thick
- Two mounting tabs are integrated into the closure base to allow easy mounting
- Re-enterable but not re-usable

### CommScope

Item No.	Mfg. Part No.	Description
0000222186	MR3919-000	GATOR 12 Fiber Splice Closure




## In-Line Aerial Splice Enclosures

In-line splice closures provide a fast and economical means of splicing fiber optic cables in aerial applications. Available in 12 to 60 splice configurations, each closure features a slim-line design, with no special tools required for high-integrity sealing. Choose from a full line of accessories to complete your installation.

- Fast, reliable and economical splicing of aerial fiber optic cables
- High-quality, reliable sealing system
- Can be configured for re-entry

### Telect

Item No.	Mfg. Part No.	Description
<b>Enclosures</b>		
0000186379	OSP-LINE12-A	12-Termination In-Line Splice Closure (Includes Splice Cassette)
0000186380	OSP-LINE24-A	24-Termination In-Line Splice Closure (Includes Splice Cassette)
0000186381	OSP-LINE48-A	48-Termination In-Line Splice Closure (Includes Splice Cassette)
0000186382	OSP-LINE60-A	60-Termination In-Line Splice Closure (Includes Splice Cassette)
<b>Accessories</b>		
0000186383	OSP-LNENTRY-A	Fiber Optic Re-Entry Kit
0000186384	OSP-LNMNT-A	Mounting Kit
0000186386	OSP-LNTHMB-A	Thimble Kit
0000186385	OSP-LNVLVE-A	Pressure Valve Assembly
0000186377	OSP-LSGRNDCT-A	Grounding Continuity Kit
0000186378	OSP-LSGRNDPT-A	Grounding Point



## Small-Count and Large-Count Splice Enclosures

Modular splice closures are optimized for overhead line or below-grade splicing, with a broad range of capacity options to fit each specific network environment. Choose from small-count closures up to 96 splices, or large-count closures that house up to 1,728 splices based on splice type.

- Cable management engineered into each tray
- Re-enterable/re-usable shell, with no special kits or tools required
- Storage and installation materials included

### Telect

Item No.	Mfg. Part No.	Description
<b>Small-Count Splice Enclosures</b>		
0000186392	OSP-REND24-A	24-Termination Splice Closure
0000186394	OSP-REND48-A	48-Termination Splice Closure
0000186396	OSP-REND72-A	72-Termination Splice Closure
<b>Large-Count Splice Enclosures</b>		
0000186393	OSP-REND192-A	Large-Density Splice Closure, 192-Term.
0000186395	OSP-REND576-A	Large-Density Splice Closure, 576-Term.



## FIBRBox Splice Enclosures

FIBRBox splice enclosures offer Tyco's proven fiber splice management and organizing performance in a rugged enclosure designed for today's FTTX applications.

### CommScope

Item No.	Mfg. Part No.	Description
0000176872	Q3867V-000	FIBRBox-C-12-1-RV4
0000223166	F61509-000	FIBRBox Pedestal Mounting Kit for Emerson Pedestals





# Copper Closures

## Aerial REDDI™ Closure

The Aerial REDDI Closure is designed specifically for free-breathing aerial use. It utilizes the same performance-proven end plates and LOCK-TAPE Sealant System as the Preformed Splice Case. Available in four different diameters and three lengths: 3-inch x 25.8-inch, 4-inch x 25.8-inch, 6.5-inch x 28.4-inch, 6.5-inch x 38.5-inch, 9.5-inch x 28.4-inch and 9.5-inch x 38.5-inch. Kits contain materials and instructions required for quick installation.



- Easy to apply and re-enter
- End plate grounding inserts for easy bonding
- Durable one-piece plastic shell with closing clamps for simple installation and re-entry
- LOCK-TAPE sealant is utilized to secure the end plates to the cable to provide superior cable pullout strength

### Preformed Line Products

Item No.	Mfg. Part No.	Description
1522680142	8006173	Reddi Seal Aerial 6.5-Inch x 28.4-Inch without Bonding
1522690142	8006175	Reddi Seal Aerial 9.5-Inch x 28.4-Inch without Bonding

## BLACK-JACK™ 25 & 50 Pair Closures

The BLACK-JACK 25 & 50 pair Closure is filled with POLY-BEE Sealant to provide long-term protection for direct buried cable. The sealant forms a barrier to protect splices against the harsh elements of nature. The closure design incorporates a water-block system that consists of a soft cable grommet and a gasket seam seal. The soft grommet effectively seals around cables within the accepted diameter range of 0.46-inch to 0.75-inch. The gasket seals the halves of the closure to further ensure protection.



- Protects both butt and in-line spliced cable
- Two designs available
- Fast, easy installation

### Preformed Line Products

Item No.	Mfg. Part No.	Description
1523020142	8006318	Closure 25-Pair Butt Version
5139910142	8006508	Closure 25-Pair In-Line Version
0076910000	8006681	Closure Modular 50-Pair In-Line

## Ranger SERVICEAL® & Super SERVICEAL® Closures

The Ranger SERVICEAL closure and Super SERVICEAL closure are designed to provide long-term protection for buried service wire splices. Each closure is furnished complete with a POLY-BEE Sealant filled vial, a bonding clamp, an insertion ram and a grooved base for securing and inserting spliced wires into sealant.

- Re-enterability allows for wire re-arrangement
- Comes complete with everything needed for installation
- Pre-filled vial with POLY-BEE sealant is ready for immediate use - no mixing; no set time
- Unlimited shelf life; no wasted material
- RDUP (RUS) Listed



### Preformed Line Products

Item No.	Mfg. Part No.	Description
1521060142	8006137	Closure Ranger Accommodates Up to .500-Inch Wire Diameter
1520270142	8006039	Closure Ranger .4-Inch to .6-Inch Wire Groove Diameter

## ARMADILLO® Stainless Splice Case with Filling Flange Kits

Preformed splice cases with a special encapsulant filling flange on the top shell half. Preformed splice cases are available in five diameters (4-inch to 12.5-inch) and five lengths (22-inch to 45-inch) to match any application. Each splice case kit includes all materials and instructions necessary for a quick and permanent installation.

- LOCK-BAR fastening system makes sealing and re-entry easy; saves time
- Permanent neoprene gasket seal; no re-entry kits required
- Saves time and money; you can re-enter again and again
- Various end plate configurations accommodate any combination and size of cables; versatility at its best!
- Torque bars provide rigid framework between end plates to support the splice bundle
- Tested in accordance with industry standards to assure performance
- May be gravity-filled
- Adaptable for pressure-filled system
- Can also be used for pressurized systems



PLP ARMADILLO Closure

### Preformed Line Products

Item No.	Mfg. Part No.	Description
1515630142	8006239	Splice Case 6.5-Inch x 28.4-Inch with Filling Flange without Bonding
1519350142	8006240	Splice Case 9.5-Inch x 28.4-Inch with Filling Flange without Bonding
1519540142	8006241	Splice Case 6.5-Inch x 38.4-Inch with Filling Flange without Bonding
1519560142	8006242	Splice Case 9.5-Inch x 38.4-Inch with Filling Flange without Bonding
1518450142	8006283	Splice Case 4-Inch x 25.8-Inch Filling Flange without Bonding
1519190142	8006394	Splice Case 6.5-Inch x 22-Inch Filling Flange without Bonding
1519340142	8006395	Splice Case 8-Inch x 28.4-Inch Filling Flange without Bonding
1518070142	8006271	Splice Case 12.5-Inch x 28.4-Inch Filling Flange without Bonding
1519550142	8006396	Splice Case 8-Inch x 38.4-Inch Filling Flange without Bonding
1519570142	8006397	Splice Case 8-Inch x 45.2-Inch Filling Flange without Bonding
1519060142	8006249	Splice Case 9.5-Inch x 45.2-Inch with Filling Flange without Bonding

## ARMADILLO® Stainless Splice Case with Stainless Kits

The re-enterable Preformed stainless steel splice case effectively maintains an airtight, watertight seal around most types of cables in both pressurized and non-pressurized systems. The splice case remains secure whether the application is overhead or underground, and in hot, dry, warm, wet or cold environments. Preformed splice cases are available in five diameters (4-inch to 12.5-inch) and five lengths (22-inch to 45-inch) to match any application. Each splice case kit includes all materials and instructions necessary for a quick and permanent installation.

- LOCK-BAR fastening system makes sealing and re-entry easy; saves time
- Permanent neoprene gasket seal; no re-entry kits required; saves time and money; you can re-enter again and again
- Various end plate configurations accommodate any combination and size of cables; versatility at its best!
- Torque bars provide rigid framework between end plates to support the splice bundles
- Tested in accordance with industry standards to assure performance
- Add a splice case coupling to the 6.5-inch or 9.5-inch diameter splice cases to extend the lengths up to 76-inch in a 6.5-inch diameter and 90-inch of splice case in the 9.5-inch diameter



PLP ARMADILLO Closure

### Preformed Line Products

Item No.	Mfg. Part No.	Description
1519030142	8006022	Splice Case 6.5-Inch x 28-Inch Stainless Steel without Bonding
1519070142	8006023	Splice Case 9.5-Inch x 28-Inch Stainless Steel without Bonding
1519050142	8006025	Splice Case 9.5-Inch x 38-Inch Stainless Steel without Bonding
1519020142	8006021	Splice Case 4-Inch x 26-Inch Stainless Steel without Bonding
1519510142	8006319	Splice Case 6.5-Inch x 22-Inch without Bonding
1519430142	8006261	Splice Case 8-Inch x 28.4-Inch without Bonding
1518040142	8006251	Splice Case 12.5-Inch x 28.4-Inch without Bonding
1519040142	8006024	Splice Case 6.5-Inch x 38-Inch Stainless Steel without Bonding
1519440142	8006262	Splice Case 8-Inch x 38.4-Inch without Bonding
1518050142	8006252	Splice Case 12.5-Inch x 38.4-Inch without Bonding
1519450142	8006263	Splice Case 8-Inch x 45.2-Inch without Bonding
1519390142	8006177	Splice Case 9.5-Inch x 45-Inch without Bonding
1518060142	8006253	Splice Case 12.5-Inch x 45.2-Inch without Bonding
0188920142	8006509	Splice Case 12.5-Inch x 65-Inch with Bonding

## ARMADILLO Splice Case End Plate Kits

End plate kits for Preformed splice cases (4-inch, 6.5-inch, 8-inch, 9.5-inch and 12.5-inch). Kits include LOCK-TAPE sealant and cable measure tape required for installations.

- LOCK-TAPE sealant provides superior cable pullout strength to multiple cable entries
- Durability and field-proven performance



### Preformed Line Products

Item No.	Mfg. Part No.	Description
1510120142	8000380	End Plate Kit Standard 2-Section 6.5-Inch
1510130142	8000381	End Plate Kit Standard 2-Section 9.5-Inch
1518270142	8000361	End Plate Kit Standard 3-Section 6.5-Inch
1510140142	800081098	End Plate Standard 3-Section for 9.5-Inch Splice Case
1518030142	8003055	End Plate Standard 3-Section for 12.5-Inch Splice Case

## SLiC™ Aerial Closures and Terminals

Uses fewer parts and has easier installation with the SLiC closure.

- Superior seal
- Easily adaptable
- Single piece design
- Double wall molded construction
- Made from durable, rugged materials
- Easy to access and reenter

The SLiC closure is a single-piece aerial closure easily installed in construction or maintenance situations. The one piece construction permits complete splice access after placement without removal of the closure or bonding from the cables. The closures are free breathing and suitable for straight, butt, and branch splices of non-pressurized communication cables.

Splices are protected by the closure's double-wall molded polyethylene construction. The durable SLiC closure will not crack or break in even the harshest environment. All components are attached to the closure; there are no parts to lose.


Because of its interlocking ends, the SLiC aerial closure can expand to meet any size sheath opening without special kits, eliminating excess inventory. The 2-inch x 29-inch, 3-inch x 33-inch, 5-inch x 33-inch and 7-inch x 33-inch, closures can be extended while maintaining their initial strength. The SLiC aerial closure does not require taping, bricking or any special labor-intensive practices. The end seals assure a snug fit on cables and eliminate the need for a drip collar. Neither sealing collars or tape are required when using the SLiC closure.

The two-, three-, five-, seven-, and nine-inch diameter closures feature a universal end seal to handle any plant configuration. There are six sizes available, accommodating splice openings from 10 inches to 25 inches.

- One piece construction provides easy installation, no loose parts
- Double walled, molded construction resists breaking or cracking
- Interlocking ends are extendable for long sheath openings
- Hanger/bonding system requires no external or additional bonding material
- Quick release latch allows easy reentry
- Attached SR (sheath retention) bracket (only for rigid bond) protects cable sheath pull-out or movement
- One size spiral seal fits multiple cable configurations

### 3M Telecom Systems Division

Item No.	Mfg. Part No.	Description
0000201734	SLIC-2.2X19-SES	Closure Aerial 2 Double Port Spiral End Seal Floating Bond SLiC 2.2X19
5138450216	SLIC-2.6X29-SES	Closure Aerial Kit 2.6-Inch x 29-Inch SLiC Spiral End Seal
5138460216	SLIC-3.6X33-SES	Closure Aerial Kit 3.6-Inch x 33-Inch SLiC Spiral End Seal
5138470216	SLIC-5.6X33-SES	Closure Aerial Kit 5.6-Inch x 33-Inch SLiC Spiral End Seal
1516560216	SLIC-7.6X33-SES	Closure Aerial 2-TC SLiC-7.6X33 EA=KT SLIC-7.6X33-SES
5304840216	SLIC 9.6X36-SES	Closure Aerial Kit 9.6-Inch x 36-Inch SLiC Spiral End Seal
1513890216	SLIC 9X36 BA	Closure Aerial Kit 9-Inch x 36-Inch SLiC with Bond Assembly Attached (4462-SN)
1518930216	SLIC 5.6X33-SR/SES	Closure Aerial Kit 5.6-Inch x 33-Inch SLiC Spiral End Seal with Rigid Bond/Sheath Retention
0000299159	SLIC-7.6X33-SR/SES	Closure Aerial SLIC 7IN X 33IN



## 3900-A Aerial Service Wire Closure Kit

- Butt splicing 2-pair aerial drop wire
- Provides primary physical protection
- Pole and wall mount applications
- Free breathing
- Wire gauges ranging from 18 AWG to 24 AWG
- Resistant to UV rays
- Utilizes available connectors

### 3M Telecom Systems Division

Item No.	Mfg. Part No.	Description
1519490216	3900-A	Kit Closure Aerial Service Wire 18-24 AWG for Pole and Wall Mount Free Breathing 3900-A



# Copper Closures

## Better Buried Compound Compression Closures

The Better Buried compound compression closure method forces the encapsulant up the cable core to stop water ingress. The product is simple to install, comes with the spacer web and plastic wrap and is used to hold and force the encapsulant. The product is offered in different sizes to cover various cable ranges and can be easily extended and bricked.

### 3M Telecom Systems Division

Item No.	Mfg. Part No.	Description
5138580216	BB2X24CC SB/2SC-LHS	Closure-Better Buried Kit-2-Inch x 24-Inch Strain Relief Bond Bar Single Port End Cap with Locking Harness System Compound Compression
1521890216	BB6X26-SB/2DC-LHS	Closure Better Buried 6 Inch x 26 Inch With LHS End Cap
0000084026	BB2X12-8882/HIGHGEL	Closure-Better Buried 2-Inch x 12-Inch 8882/Highgel-Kit
0000084027	BB2X24-8882/HIGHGEL	Closure-Better Buried Kit 2-Inch x 24-Inch with 8882/Highgel Kit
0000084028	BB3X24-8882/HIGHGEL	Closure-Better Buried Kit 3-Inch x 24-Inch 8882/Highgel
0000084029	BB4X24-8882/HIGHGEL	Closure-Better Buried Kit 4-Inch x 24-Inch with 8882/Highgel Kit



## Buried Closures and Accessories

Encapsulated closures enclose cable plant splices in direct buried, hand hole, and man hole applications. They also protect cable splices from environmental elements found in these applications and enclose a variety of cable configurations. The closures are also used to easily accommodate distribution drops from the main cable.

The Better Buried and 89 series closures use a gravity fill method of encapsulating and protecting the cable splice. Both kits are simple to install and are offered with a full product offering to cover the complete cable ranges found in the outside plant. In addition, both kits can be ordered with 4442 high gel reenterable encapsulant. The 89 series can also be purchased with 4407 encapsulant for making a permanent, hard encapsulated closure with maximum water protection. The Better Buried series are also available in a compound compression system used to force encapsulant up the cable core to stop water ingress.

- 900 series direct Injection closures
- Few loose parts for easy assembly (under 20 minutes) and increased productivity
- No special tools or equipment, fire hazard or tool cost
- Adjustable closure diameter minimizes compound usage and closure sizes
- Rigid closure body for easy reentry, physical strength, increased productivity, and product longevity
- Multiple port end seal for multiple cable configurations, flexible seal, and reliability
- Rigid bonding assembly increases physical strength and supports cable seal
- Uniform compound pressure allows complete fill of closure and migration up the cable; increases splices' resistance to water
- Meets industry specifications through increased resistance to the environment

### 3M Telecom Systems Division

Item No.	Mfg. Part No.	Description
0000084020	8981-8882/HIGHGEL	Closure Highgel Rigid Body Splice Kit with Urethane Compound and Rubber Tape
0000084021	8982-8882/HIGHGEL	Closure Highgel Rigid Body Splice Kit with Urethane Compound and Rubber Tape
0000084022	8983-8882/HIGHGEL	Closure Highgel Rigid Body Splice Kit with Urethane Compound and Rubber Tape
0000084023	8984-8882/HIGHGEL	Closure Highgel Rigid Body Splice Kit with Urethane Compound and Rubber Tape
0000084024	8985-8882/HIGHGEL	Closure Highgel Rigid Body Splice Kit with Urethane Compound and Rubber Tape
0000404095	8982-07	Scotchcast Rigid Body Closure Kit With 4407
0000404093	8983-07	Scotchcast Rigid Body Closure Kit With 4407
0000380754	8984-07	Rigid Body Closure Kit With 4407 Compound
1514750216	8985-07	Closure/Hard Encapsulant Non-Reenterable

## PST Dome Closures

3M Dome Closures with Pull "N" Shrink (PST) offer fast, rugged splice protection. PST Closures are an economical method of protecting butt splices for pedestal, hand hole, or pole-mount applications. The closures provide protection from harmful effects of moisture, insects, and ultra-violet lights. Kits are available to accommodate splices from 25 to 900-pair.

The Re-Enterable PST Dome Closure is an easily re-enterable closure that protects the splice without requiring special tools, or flame, for installation or reentry.

- Unique latching system to secure dome to the sealed base
- Gel end seal
- Air tight seal over multiple cable diameters and configuration
- RDUP (RUS) Listed

### 3M Telecom Systems Division

Item No.	Mfg. Part No.	Description
0000285584	4604	Kit Reenterable Dome Closure 100-Pair MS2-Max or 50 Pair-UR2 3.8 x 2.8 PST4604
1522970216	4606	Kit Reenterable Dome Closure 300-Pair MS2 Max or 100-Pair UR2 5.6 x 3.9 PST4606
1522980216	4608	Kit Reenterable Dome Closure 600-Pair MS2 Max or 300-Pair UR2 7.0 x 5.4 PST4608





## XAGA 1650 Buried Splice Closure

The XAGA 1650 closure is intended for use on unpressurized plastic-insulated conductor air core or filled cables where splice encapsulation is required.

- Incorporates CommScope's SuperSleeve material as well as CommScope's urethane delivery system
- Filling is simple
- Compact shape requires less than half the encapsulant of other closures
- Reentry is fast and easy
- No special end plates or complicated cutting and fitting are required; the XAGA 1650 closure simply shrinks to fit and seal

### CommScope

Item No.	Mfg. Part No.	Description
5199520515	826405-000	Buried Splice Closure Kit 21-Inch Splice Opening 25-200-Pair Cable Range, XAGA1650-A2-KIT-M529
5199510515	532595-000	Buried Splice Closure Kit 12-Inch Splice Opening 25-100-Pair Cable Range, XAGA1650-A-KIT-M529
5199490515	255699-000	Buried Splice Closure Kit 12-Inch Splice Opening 6-25-Pair Cable Range, XAGA1650-S-KIT-M529
5199550515	871709-000	Buried Splice Closure Kit 21-Inch Splice Opening 200-400-Pair Cable Range, XAGA1650-B2-KIT-M529
5199500515	835997-000	Buried Splice closure kit 9 inch splice opening 100 - 500 pair cable range XAGA1650-AA-KIT-M529



XAGA Closure


## XAGA GS3 1650 Cold-Applied Buried Splice Closure

The GS3 1650 wrap-around splice closure system provides a fast, simple way to seal and encapsulate telephone cable splices in non-pressurized, buried cable. GS3 1650 closure sealing sheet material is composed of several layers of specially blended polymers and gels and an aluminum moisture vapor barrier layer. The outer compression wrap provides excellent mechanical strength and provides superior protection from forces such as impact and abrasion. The innovative Urethane Delivery System drives encapsulant into the core of the cable, providing protection superior to that of traditional poured urethane systems. The compact shape requires less than half the encapsulant of other closures. Filling is simple: no funnel is required. Re-entry is fast and easy.

No special splice supporting procedures are needed for installation. Furthermore, up to three cables can enter each end. No special endplates or complicated cutting is required. The GS3 1650 splice closure system accommodates a wide range of cable diameters; no minimum cable diameter is required. The GS3 1650 splice closure system is available in diameters for cable sizes up to 2400 pair. Extended length closures are also available to accommodate sheath openings up to 37 inches and for cable sizes up to 3600 pair.

### CommScope

Item No.	Mfg. Part No.	Description
0000200121	944912-000	Buried Splice closure kit 21 inch splice opening 25 - 200 pair cable range
0000200120	869708-000	Buried Splice closure kit 21 inch splice opening 200 - 400 pair cable range
0000200116	498010-000	Buried Splice closure kit 12 inch splice opening 25 - 100 pair cable range
0000200115	091754-000	Buried Splice closure kit 21 inch splice opening 600 - 900 pair cable range
0000201743	635612-000	Buried Splice closure kit 9 inch splice opening 25 - 100 pair cable range
	D55355-000	Buried Splice closure kit 21 inch splice opening 25 - 200 pair cable range



XAGA GS3 Closure



# Copper Closures

## Certi-Seal Closure

### Buried

The CERTI-SEAL buried service wire closure bonds and protect butt and in-line splices from 2 through 12 pair buried service wires.

### Aerial

The CERTI-SEAL 2-pair aerial drop wire gel closure and 2 or 6 pair provide aerial termination of telephone cable in non-tension drip loop and sheath repair applications.


### Coax

The CERTI-SEAL coax coupling closure is designed for direct buried and aerial splicing of Series 59, 6, 7 and 11 coaxial cables.

### CommScope

Item No.	Mfg. Part No.	Description
	569579-1	Certi-Seal Closure 6 Pr Buried Service Wire Closure
8800002591	1116542-1	Certi-Seal 2pr Aerial Service Wire Closure Closure
	1217204-1	Certiseal 2 - 6 Pr Aerial Service Wire Closure Closure
	1217195-1	Certi-Seal 6 Or 12 Pr Buried Service Wire Closure
0000382943	569224-1	Certi-Seal Coax Closure 6/59
8800003496	569661-1	Certi-Seal Coax Closure 7/11

COMMSCOPE®



## CST Cold Sealed Terminal Closure

CST terminal closure is environmentally sealed and available in both 25 and 50 pair which can be used above or below grade. Craft friendly, tool-less design requires no additional parts or accessories to install standard 2, 3, 5, or 6 pair service drops. Optional grommet kits accommodate 3 and 6 pair aerial service wire. The CST terminal closure incorporates the Dat@Term terminal termination system. This design provides the reliability required for the new revenue-generating "Triple Play" services over copper networks under any OSP environmental conditions.

### CommScope

Item No.	Mfg. Part No.	Description
0000369888	G22247-000	CST Closure Kit, 25 pair, filled, shielded cable, 12 ft stub
	G22248-000	CST Closure Kit, 50 pair, filled, shielded cable, 12 ft stub

COMMSCOPE®



## Mini CST Terminal Closure

The Mini CST terminal closure is environmentally sealed and available as a 15 pair terminal which can be used above or below grade. Craft friendly, tool-less design requires no additional parts or accessories to install standard 2, 3, 5, or 6 pair service drops. Optional grommet kits accommodate 3 and 6 pair aerial service wire. The Mini CST terminal closure incorporates the Dat@Term terminal termination system. This design provides the reliability required for the new revenue-generating "Triple Play" services over copper networks under any OSP environmental conditions.

### CommScope

Item No.	Mfg. Part No.	Description
0000300552	L72281-000	Mini CST Closure Kit, 15 pair, filled, shielded cable, 8 foot stub

COMMSCOPE®



## TRAC Free-breathing Aerial Closure

The CommScope TRAC Free-breathing Aerial Closure system is toolless and re-enterable. End pieces incorporated innovative gel material which provides effective protection against water entry without tapes, mastics, clamps or special tools.

### CommScope

Item No.	Mfg. Part No.	Description
0000096989	401139-000	TRAC Closure Type A, Aerial Free-Breathing, Cable Configuration: 2 in 2 Out, Toolless Re-enterable Closure
0000096988	147017-000	TRAC Closure Type B, Aerial Free-Breathing, Maximum Splice Diameter 5 Inches, Cable Configuration: 2 in 2 Out, Approximated Cable Pair: 100-600, Toolless Re-enterable Closure
0000122673	236827-000	TRAC Closure Type BPL, Aerial Free-Breathing, Maximum Splice Diameter 7 Inches, Cable Configuration: 2 in 2 Out, Approximated Cable Pair: 200-1200, Toolless Re-enterable Closure
0065520000	587399-000	TRAC Closure Type C, Aerial Free-Breathing, Maximum Splice Diameter 9 Inches, Cable Configuration: 3 in 3 Out, Approximated Cable Pair: 200-1800, Toolless Re-enterable Closure

COMMSCOPE®



TRAC Free-breathing Aerial Closure

## Closure Accessories

### C-Cement

C-Cement is used to prepare cable for LOCK-TAPE sealant in Armadillo drillable end plates.

#### Preformed Line Products

Item No.	Mfg. Part No.	Description
7390310142	80802377	C-Cement 4 oz Can



### LOCK-TAPE™ Sealant

LOCK-TAPE sealant is supplied for both the cut end plate and the cable. When properly applied, a gasket-like seal will be formed locking the end plate to the cable. LOCK-TAPE sealant is supplied with the Preformed splice case kit. It is also available in individual rolls.

- LOCK-TAPE sealing, field-proven and factory-applied to the inside surfaces and around the ports of the three-section end plate, ensures a tightly sealed, permanent and easy assembly without the use of sealing washers or grommets.

#### Preformed Line Products

Item No.	Mfg. Part No.	Description
7312170142	80801953	Sealant LOCK-TAPE 1-1/2-Inch x 12-Feet
7312180142	80801954R	Sealant LOCK-TAPE DR 2-1/2-Inch x 15-Feet
7312190142	80801955R	Sealant LOCK-TAPE DR 3-Inch x 15-Feet



### Armorcast Sheath Repair Kit

The 4561 series armorcast fiberglass reinforced sheath repair and structural strengthening material.

- No flame, electricity, or chemicals needed
- Perfect for all hazardous environments, including manholes and vaults.
- Just add water
- The stretchy knit fabric strip is saturated with a curable black resin syrup that starts to cure when the water is added
- Provides structural strength, as well as cable and splice protection

#### 3M Telecom Systems Division

Item No.	Mfg. Part No.	Description
7327110216	4561	Kit Sheath Repair Armorcast Contains One 4-Inch x 15-Feet Roll Armorcast Material, Scotch VM and 50 Tapes and 1-Pair of Gloves



3M Armorcast Sheath Repair Kit

## Weatherproof Enclosure

### PREMIER® Weatherproof Enclosure

The PREMIER PT-9700 weatherproof enclosure comes with a modular 630 telephone wall jack and hinged door that provides for a weatherproof seal to protect telecommunications equipment in harsh environments.

- Wall or pole mount (hardware not included)
- Great for outdoor use

#### PREMIER

Item No.	Mfg. Part No.	Description
4833587500	PT-9700	PT-9700 Weatherproof Enclosure With 630 Wall Jack



PT-9700 Weatherproof Enclosure

## 66 Blocks

### 66 Blocks

R66C series non-connectorized quick-clip blocks are designed for quick and easy termination of solid insulated copper wire. These 6 pair blocks are configured as 4 X 12, with all 4 clips in each row being common.

R66M series connectorized quick-clip blocks speed wiring and serve as an interface with customer premise equipment. Pair counts of 25, 50, and 100 may be ordered with either plug or receptacle 50-position RJ21 connectors, and are available in a variety of configurations and wiring schemes.

#### Emerson Network Power

Item No.	Mfg. Part No.	Description
7711020149	R66C16	Block Connector 6-Pair Quick Connect Tall Base
7711010149	R66CB16	Block Connector 6-Pair Quick Connect Short Base
0000030463	R66M112	66 Block 12-Pair



### PREMIER 66 Blocks

PREMIER offers three popular varieties of 66 blocks for standard network terminations as well as the accessories needed to mount and connect them. The blocks are made with high impact, flame retardant material, making them very durable and safe. The blocks can terminate 18 to 26 gauge conductors.

#### PREMIER

Item No.	Mfg. Part No.	Description
0000211132	66M1-50R	25-Pair Connecting Block with 25-Pair Female Connector
0000156599	66M1-50	50-Pair Connecting Block
0000183588	66B1-6	6-Pair Connecting Block



### PREMIER 66 Block Accessories

#### PREMIER

Item No.	Mfg. Part No.	Description
7210967500	PT-89D	89D Bracket
7210247500	PT-89B	89B Bracket
7230687500	PT-20A	20A Distribution post
7790297500	PT-20B	20B Distribution post includes screw
7232047501	PT-SA1-50	Bridging clip Phosphor Bronze 50 per bag
7232617501	PT-SA1SS-100	Bridging clip Stainless Steel 100 per bag
3140117500	PT-XC-1-24-1000	XC Wire 1p24 blue/white 1000ft
0000014266	C5E100X-004GY24PM	Station wire C5e 4p24 gray 1000ft popbox
0000177613	11-003-77	Inside wire C5e riser 4p24 blue 1000ft popbox
7406787501	PT-3573	Punch down tool with 66 blade
2066917501	PT-P25P15G-L3	Connectorized Cable 15ft M/M gray Cat. 3
2062947501	PT-C25P15G-L3	Connectorized Cable 15ft F/M gray Cat. 3



## RPT and RGT Blocks

### RPT and RGT Terminal Blocks

Emerson RPT and RGT series terminal blocks are made of high-impact plastic, and where applicable, are potted with a high dielectric durable polyurethane compound. The service wire binding posts are tin-plated brass; nuts and washers are also made of brass.

The RPT and RGT series terminal blocks are available back-stubbed (RGT), bottom-stubbed (RPT), non-stubbed (RGT), protected or unprotected, and in 5 pair to 50 pair configurations. The terminal blocks are stubbed with 24 AWG, fully color-coded insulated jacketed stubs, which are either air core or filled.

The RPT and RGT series fixed-count terminal blocks are designed specifically for use in outside building terminals and buried cable pedestals and closures. The terminal blocks are used in fixed-count applications to accommodate SAC (serving area concept) systems.

#### Emerson Network Power

Item No.	Mfg. Part No.	Description
1531160149	RGT1218	Terminal Block 12-Pair with 18-Inch Stub RG
7722960149	RGT25A4	Terminal Block 25-Pair with 48-Inch Stub RG
7722160149	RPT5A4	Terminal Block 5-Pair Fixed Count
7726360149	RPT10A4	Terminal Block RPT10A-4 Fixed Count
7722870149	RPT12	Terminal Block 12-Pair Unprotected with 4-Foot Stub
0000024935	RPT25	Terminal Block Assembly RPT25
7721580149	RPT25A4	Terminal Block 25-Pair A Line RPT



## Terminal Blocks

### InSealator Terminal Block

The InSealator utilizes insulation displacement (IDC) technology to make contact with the individual conductors. This is accomplished by simply inserting the service wire into the appropriate port and tightening the terminal screw with a standard 216-type tool. The service wire is forced onto a split beam contact which precisely penetrates the insulation, thereby indenting the conductor and creating a gas tight contact. The InSealator also encapsulates the service wire drops in a moisture resistant sealant for protection against corrosion. Through insulation displacement and encapsulation, the termination is environmentally sealed, exceeding the submersion requirement in Bellcore specification TR-NWT-000975.

The InSealator sealed terminal block was designed to satisfy the evolving telco requirements to protect outside plant terminations from the harmful effects of corrosion and moisture migration. The InSealator series used in pedestal, pole-mount, cross-connect and aerial closure applications, provides a termination point for service wire drops.

#### Emerson Network Power

Item No.	Mfg. Part No.	Description
0000026888	RPIS25A4	InSealator Sealed IDC Terminal Block 25-Pair




### 3M™ ATS/TR Terminal Blocks

3M's dual IDC, ATS/TR right entry multi-pair terminal block, which accommodates drops ranging from 18 AWG to 24 AWG (1.0 mm - 0.5mm), with 4-foot aircore cable for pedestal applications.

#### 3M Telecom Systems Division

Item No.	Mfg. Part No.	Description
0000103408	ID10LTNNGG040ASD-TR	Terminal Block 10-Pair Ped IDC Left
0000103411	ID25LTNNGG040ASD-TR	Terminal Block 25-Pair Ped IDC Left



## Terminal Blocks

### Pedestal Terminal Block – DTerminator 2 PTB

The DTerminator 2 ICT/ICX/ICP integrated closure terminal is a strandmounted, free breathing, aerial closure terminal intended for new construction and rehabilitation, providing mechanical strength, security, and environmental protection for your splice. The kit contains four main components: two gel endpieces, one central housing, and one DTerminator 2 terminal block. The product is available in two splice chamber sizes: A and B. The DTerminator 2 ICT integrated closure terminal features a self-supporting bond

#### CommScope

Item No.	Mfg. Part No.	Description
0276140515	598707-000	Terminal Block D Terminator 10-Pair
5343790515	210809-000	Terminal Block D Terminator 25-Pair
0000243302	020258-000	Aerial Closure Kit 10 pair / Gel End Pieces
Call KGP for #	527898-000	Aerial Closure Kit 15 pair / Gel End Pieces
0000203193	431576-000	Aerial Closure Kit 25 pair / Gel End Pieces

COMMScope®



### Dat@Term Stubbed Pedestal (DTS)

Dat@Term stubbed pedestal terminal blocks set a new standard for outside plant telephony connectivity. DTS terminal blocks utilize Insulation Displacement technology designed for high speed data transmission. Based on the gel and IDC technologies that have made COMMScope's sealed connections the industry standard, the against corrosion. The DTS terminal blocks add a new level of simplicity and efficiency. Toolless toggles terminate and lock 22-26 AWG conductors and seal the connections

#### CommScope

Item No.	Mfg. Part No.	Description
0000424225	4P1695-000	Terminal Block 10 pair, aircore unshielded 4 ft stub
0000424272	VQ034K-000	Terminal Block 10 pair, filled shielded 25 ft stub
Call KGP for #	82308F-000	Terminal Block 10 pair, filled shielded 25 ft stub
0000424264	FP7436-000	Terminal Block 5 pair, aircore unshielded 4 ft stub
0000400180	38624R-000	Terminal Block 10 pair, filled shielded 12 ft stub
Call KGP for #	L7644M-000	Terminal Block 25 pair, filled shielded 25 ft stub

COMMScope®





OptiSheath™ MultiPort Terminal

The OptiSheath® MultiPort Terminal is designed for use in outside plant fiber access networks. This innovative terminal provides sealed environmental protection and fast, easy incremental connection of subscriber drop cables while increasing deployment velocity. Its reliability and flexibility make it the ideal choice for network access point terminals in fiber-to-the-x (FTTx) and access network deployments. The stubbed terminal provides the ability to consolidate cable access points by routing several terminal stubs to a single splice location. This increases workforce efficiency and reduces the overall installation time required to connect customers in FTTx networks.

The OptiSheath® Terminal is available in four configurations: four, six, eight and 12 OptiTap® Single-fiber Connector ports. Used in either spliced or preterminated applications, the integrated cable stub is available in both dielectric and toneable cable designs.



Corning Cable Systems LLC

Ordering Information

OptiSheath Multiport Terminal, stubbed

MOB -           W -

1 2 3 4 5 6

**1** Select number of OptiTap® Single-fiber Connector ports.

04 = 4 ports  
06 = 6 ports  
08 = 8 ports  
12 = 12 ports

**2** Select connector type.

44 = Single-mode SC APC  
58 = Single-mode SC UPC

**3** Select cable type.

FD = SST flat dielectric drop cable  
TD = SST flat toneable drop cable

**4** Select cable length.

See Note 1.

**5** Select unit of measure.

F = Feet  
M = Meters

**6** Select packaging.

P = Individual packaging

See Notes 2 and 3.

**Table A: Alpha Codes for lengths ≥ 1000 ft**

A00	= 1000
B00	= 1100
C00	= 1200
D00	= 1300
E00	= 1400
F00	= 1500
G00	= 1600
H00	= 1700
J00	= 1800
K00	= 1900
L00	= 2000

OptiSheath Multiport Terminal with OptiTip Multi-Fiber Cable Assembly

MTB -           W -

1 2 3 4 5 6

**1** Select number of OptiTap® Single-Fiber Connector ports.

04 = 4 ports  
06 = 6 ports  
08 = 8 ports  
12 = 12 ports

**2** Select connector type.

44 = Single-mode SC APC  
58 = Single-mode SC UPC

**3** Select cable type.

FD = SST flat dielectric drop cable  
TD = SST flat toneable drop cable

**4** Select cable length.

See Note 1.

**5** Select unit of measure.

F = Feet  
M = Meters

**6** Select packaging.

P = Individual packaging

See Notes 2 and 3.

**Table A: Alpha Codes for lengths ≥ 1000 ft**

A00	= 1000
B00	= 1100
C00	= 1200
D00	= 1300
E00	= 1400
F00	= 1500
G00	= 1600
H00	= 1700
J00	= 1800
K00	= 1900
L00	= 2000

1) Minimum cable length is 10 ft or 3 m. Additional lengths may be ordered in increments of 10 and 25 ft or 5 m. For lengths ≥ 1000 ft (see Table A). Maximum length is 3400 ft or 1035 m.

2) Leave blank for bulk packaging; minimum order quantities will apply.

3) Shipping reel provided on lengths greater than 350 ft or 106 m.

4) Minimum length for toneable MTB is 20 ft.



FTTX Solutions Multiport Service Terminal (MST)

CommScope's FTTX infrastructure solutions are designed from the ground up to meet the unique requirements of FTTX networks. Designed for operational efficiency and scalability, CommScope's FTTX solutions simply network installation, maintenance and management from the central office/ head end to the outside plant.

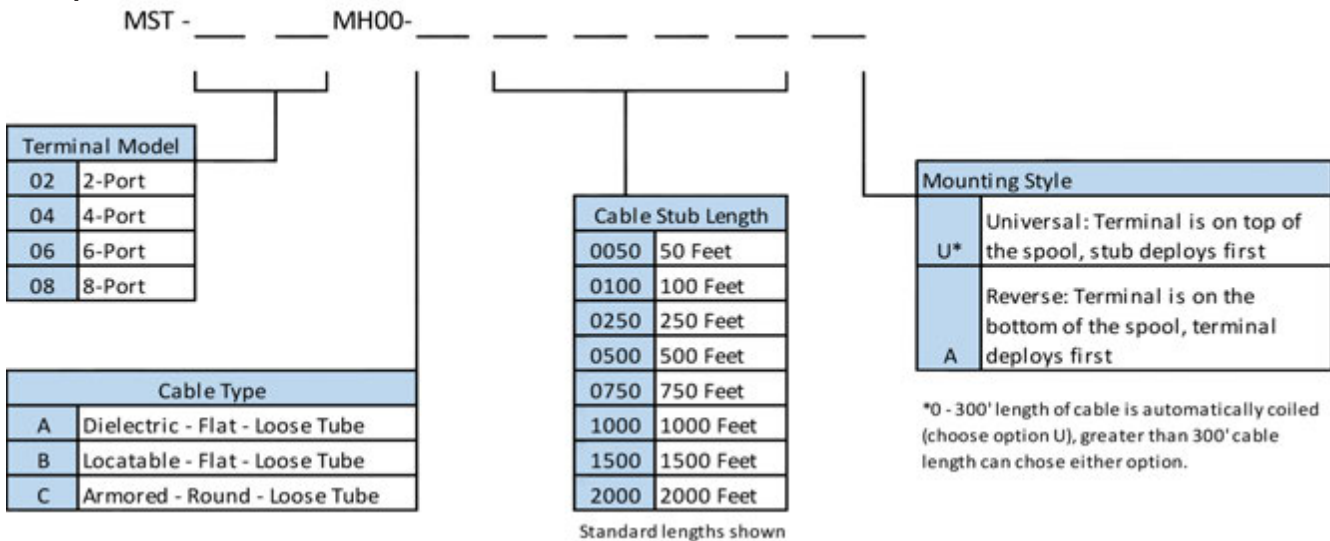
The Multiport Service Terminal (MST) incorporates hardened connector technology that is designed to withstand the rugged outside plant environment. These uniquely designed hardened connectors are factory-terminated and environmentally sealed for use in optical drop cable deployments.

- Features:
- Robust environmental performance: Withstands extremes in temperature and conditions
  - Technician-friendly features: Intuitive design for ease of use
  - Decreased installation and incremental maintenance hours: Significant savings
  - Protection: Self-contained unit features hardened connectors for superior durability and reliability in the drop segment of the network
  - Compatibility: Interoperability with industry standard hardened connectors



Multiport Service Terminal (MST)

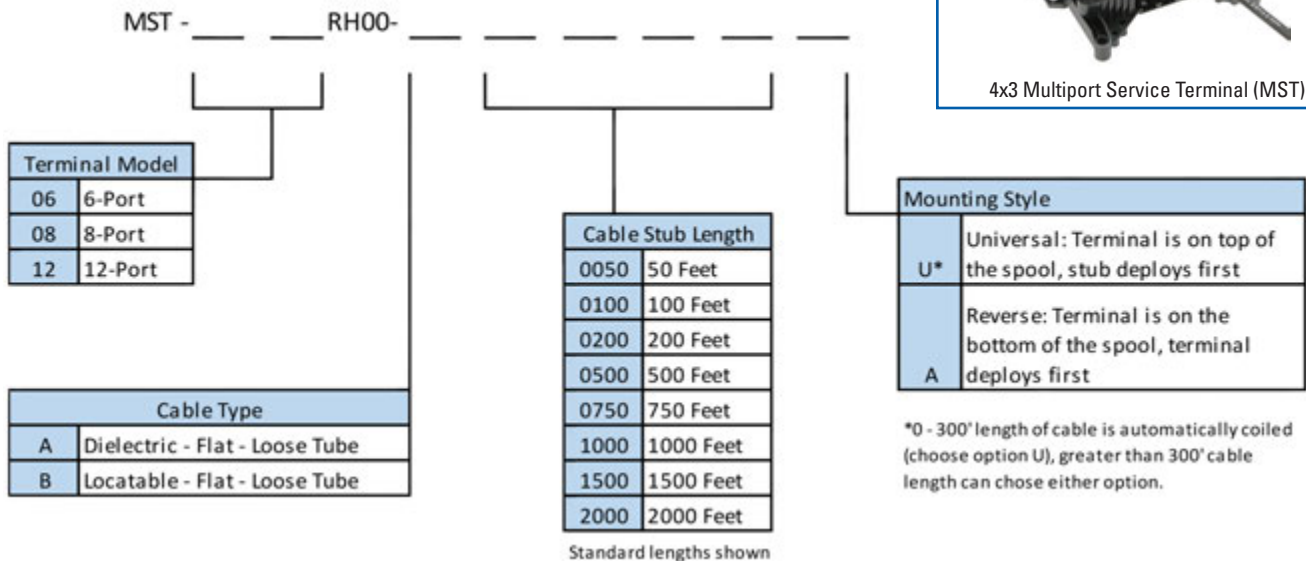
Ordering Information  
CommScope



Multiport Service Terminal (MST)  
4x3 Terminal Body

The 4x3 terminal body is optimized form factor below grade enclosures and hand holes. The 12 port configuration provides superior technician access by providing three rows of four hardened adapters.

Ordering Information  
CommScope



4x3 Multiport Service Terminal (MST)





Everyone communicates.  
It's the essence of the human experience.

The epicenter of this transformation is the network—our passion. Our experts are rethinking the purpose, role and usage of networks to help our customers increase bandwidth, expand capacity, enhance efficiency, speed deployment and simplify migration.

*How* we communicate is evolving.  
Technology is reshaping the way we live, learn and thrive.

From remote cell sites to massive sports arenas, from busy airports to state-of-the-art data centers—we provide the essential expertise and vital infrastructure your business needs to succeed.

The world's most advanced networks rely on CommScope connectivity.

[commscope.com](http://commscope.com)

**COMMScope®**

## Distribution Pedestal

The Emerson UPCBD2 is a round-cornered, square-design telephone distribution pedestal accepted for use by the RUS (formerly REA). Included in the UPCs are: a dielectric shield, stand-off bracket, and shield isolation bonding/grounding bracket assembly.

- Rugged metal housing made of mill-galvanized steel for durability and low maintenance costs
- Our unique multi-stage paint process meets or exceeds EPA standards, and provides a tough corrosion-resistant finish for longer life
- Factory installed stand-off bracket provides easy access to cable conductors
- Tongue-in-groove fit of upper cover protects against environmental conditions
- Factory installed dielectric shield with Velcro fasteners offers ultraviolet protection of cable conductors; is more user friendly
- RDUP (RUS) accepted shield isolation bonding/grounding bracket assembly accommodates the RUS PE-91 requirements for cable shield isolation; 6AWG grounding capability



### Emerson Network Power

Item No.	Mfg. Part No.	Description
1533760149	UPCBD2	UPCBD2 Pedestal Metal 36.5 x 4 x 4 Up to 12-Pair Gray-Green
1533750149	UPCBD3	UPCBD3 Pedestal Metal 37-1/4 x 6-3/4 x 6-3/4 up to 100-Pair Gray-Green
1533740149	UPCBD4	UPCBD4 Pedestal Metal 37-1/4 x 8-1/2 x 8-1/2 up to 400-Pair Gray-Green
1533730149	UPCBD5	UPCBD5 Pedestal Metal 43-1/4 x 10-1/2 x 10-1/2 up to 600-Pair Gray-Green

## UPCBD7 Multi-Purpose Closure

The Emerson UPCBD7 is a round-cornered, rectangular telephone equipment closure accepted for use by the RUS (formerly REA). The UPCBD7 includes two PVC-coated splice support bars, ground and cable support bar, grounding connector, weather stripping, and two mounting stakes. The UPCBD7 serves as an above-ground closure used for splicing, load-coil mounting, and mounting of cross-connect systems, terminal blocks and carrier units.



- Rugged metal housing made of mill-galvanized steel for durability and low maintenance costs
- Our unique multi-stage paint process meets or exceeds EPA standards, and provides a tough corrosion resistant finish for longer life
- Double-access hinged doors allow easy access to all conductors
- Positive action three-point locking mechanism with padlock provisions provides security from unauthorized entry
- RDUP (RUS) accepted bonding/grounding systems accommodate the RUS PE-91 requirement for bonding/grounding
- Close-cell neoprene door gasketing offers weatherproof protection for internal components
- Stake- or pad-mount capability for installation flexibility of multiple applications

### Emerson Network Power

Item No.	Mfg. Part No.	Description
1533720149	UPCBD7	UPCBD7 Pedestal Metal Multi-Purpose 48 x 11-3/8 x 23 up to 2400-Pair Gray-Green



## UPCBDS Series Multi-Purpose Closure

The UPCBDS Series Multi-Purpose Closures are round cornered rectangular-design telephone equipment closures accepted for use by RUS. It includes splice support bars, mounting plates, bonding and grounding bracket, weather stripping, and two mounting stakes. These closures are equipped for splicing, load-coil mounting, and mounting of cross-connect systems, terminal blocks, and electrical equipment.



- Rugged metal housing made of mill-galvanized steel for durability and low maintenance costs.
- Our unique multi-stage paint process meets or exceeds EPA standards, and provides a tough corrosion resistant finish for longer life
- Double-access hinged doors provide easy access to all conductors
- Positive action three-point locking mechanism with padlock provisions ensures security from unauthorized entry
- Close-cell neoprene door gasketing ensures weatherproof protection for internal components.
- Stake or pad-mount capability offers installation flexibility for multiple applications.
- High activity kit available for flexibility to mount cross-connect blocks, terminal blocks, electrical equipment, etc.

### Emerson Network Power

Item No.	Mfg. Part No.	Description
1533790149	UPCBDS300	UPCBDS300 Pedestal Metal Multi-Purpose 50 x 12-1/2 x 28 1/2 up to 3200-Pair Gray-Green

## CAD4, 6, 8, 12 Controlled Access Design

Emerson CAD (Controlled Access Design) closures are round-cornered square-design fixed-count distribution pedestals. The CAD series closures are available in three convenient sizes: CAD4 (4-in W), CAD6 (6-in W), and CAD8 (8-in W). In the CAD6 closure, a 70-inch tall unit may be ordered (CAD670). Included in the CAD series closure are a hinged divider plate with bonding bracket, grounding connector, flexible bonding braid, and a dielectric shield. Stakes are not included and may be ordered separately. If padlock protection is required, order the RETROLOCK.

The CAD closures serve as universal above-ground housings for buried cable plant using either fixed-count or preferred-count design. The CAD closures also allow aerial terminations through available knockouts.

- Rugged metal housing made of mill-galvanized steel for durability and low maintenance costs
- Our unique multi-stage paint process meets or exceeds EPA standards, and provides a tough corrosion-resistant finish for longer life
- Three convenient sizes; large capacity allows easy access to cable conductors
- Swing-out locking divider plate provides positive grounding of all components
- CAD closures can be self-supporting, stake, joint, pole- or wall-mounted for flexible installation capabilities
- Removable lower front cover and service wire channel allow additional cable and wire placement without disturbing existing plant



Emerson CAD8 Pedestal

### Emerson Network Power

Item No.	Mfg. Part No.	Description
1533410149	CAD4	CAD-4 Controlled Access Design Metal Pedestal 49-1/2 x 4-7/8 x 4-7/8 up to 150-Pair Gray-Green
1533420149	CAD6	CAD-6 Controlled Access Design Metal Pedestal 50 x 6-5/8 x 6-5/8 up to 400-Pair Gray-Green
0000057343	CAD670	CAD-670 Controlled Access Design Metal Pedestal 70 x 6-5/8 x 6-5/8 up to 400-Pair Gray-Green
1533430149	CAD8	CAD-8 Controlled Access Design Metal Pedestal 50-5/16 x 8-1/4 x 8-1/4 up to 900-Pair Gray-Green
1533440149	CAD12	CAD-12 Controlled Access Design Metal Pedestal 50-5/16 x 12-7/8 x 12-7/8 up to 1500-Pair Gray-Green with Divider Plate



## ProFORM® Series Non-Metallic Pedestals

The ProFORM pedestals incorporate strength, rigidity, and security all in a high performance thermo-plastic material designed to meet GR-13-CORE and RDUP (RUS) specifications.

ProFORM series pedestals are ideal for applications where non-metallic construction, flood protection, or 360° access is desired. These pedestals can be configured for buried distribution telecommunications equipment, including splice and splice/fixed count termination application.

- 360° access permits complete access to all wirework and equipment.
- Mounting plate slides and locks into the base for an easier installation than competitive designs.

### Emerson Network Power

Item No.	Mfg. Part No.	Description
0000144024	PRO6HIRNG	Pedestal 6-Inch ProFORM Non-Metallic Split Base Integral Spade and Mounting Plate F1004818
0000144025	PRO8HIRNG	Pedestal 8-Inch ProFORM Non-Metallic Split Base Integral Spade and Mounting Plate F1005007
0000169461	PRO10HSRNGE	Pedestal 10-Inch ProFORM Non-Metallic Split Base Empty F1006528



Emerson ProFORM Pedestal

## ProFORM Vault Pedestal

The ProFORM FTTP vault series of pedestals is the premier line of non-metallic pedestals from Emerson. These pedestals incorporate strength, rigidity and security all in a high performance thermo-plastic material that meets or exceeds Telcordia GR-13 CORE and RDUP PE-91 specifications. The ProFORM FTTP vault pedestal easily bolts to the top of a pre-cast vault with the approved cutout. Terminal mounting is accommodated using a bracket with a universal hole pattern in two ways. A standard universal rear mounting bracket (URB) or fiber bend radii, routing and future application growth. A center mounting bracket for copper distribution and wire management, similar to the standard ProFORM series, is also available.

- Self-locking lift-off dome for 360° access to all fiber terminations, splicing and equipment.
- Raises fiber drop above grade for easy access and identification.
- Universal mounting system (URB) accommodates a wide variety of equipment.
- Universal fiber mounting plate accommodates most splice trays, optical terminal blocks and slack storage.
- Easily bolts to top of Verizon® approved vaults.
- Seamless integral flood protection

### Emerson Network Power

Item No.	Mfg. Part No.	Description
0000175571	PRO10NFVP	Pedestal Vault F/O 10-Inch ProFORM FTTP with URB Bracket F1007069
0000163059	PRO10FMPLT	Mounting Plate F/O 10-Inch ProFORM F1007168



Emerson ProFORM Vault Pedestal

## NetSpan™ Integrated Fiber Distribution Pedestal

The NetSpan™ Integrated Distribution Pedestal Solution series of optical splice and distribution products permits fiber splicing, improves cable organization and allows for either spliced drops or environmentally hardened drop connections in fiber-to-the premise (FTTP) applications. The integrated platform can be configured with an open fiber architecture for a cost effective FTTP solution or a weather-tight closure by adding snap on doors for added protection against the elements, debris and insects. The unique back-to-back platform accommodates a spliced drop solution with fiber splicing and spliced drops on one side and environmentally hardened drop connections on the other side for a terminated drop solution. Use both sides to create an integrated distribution pedestal solution.

- Unique internal back-to-back dual closure configuration (fiber splice and drops housed in separate closures) allows for craft separation.
- Spliced drops can be housed in either an open or weather-tight non-metallic closure for a low cost, field-upgradeable open-to-closed solution.
- Environmentally hardened adapters with SC/APC connectors and drop-cable slack storage accommodation, simplify servicing.
- Full perimeter flange provides buffer tube protection.
- Up to 12 feet midspan slack storage (144-fiber loose tube) for easy service access.
- Grommets for up to 26 individual drop cables for maximizing drop capacity.
- Independent cable strain relief for secured pull-out strength for maintaining fiber cable integrity.
- Radius limiting spools to improve fiber management and reduce chance of signal loss.
- Adjustable splice tray brackets hold up to six splice trays 5" wide by 12.6" high to maximize the amount of splices in one pedestal.



### Emerson Network Power

Item No.	Mfg. Part No.	Description
0000175100	NSFDP8XSCX	Pedestal Non-Metallic Proform PRO8 Empty Closed Splice F1008106
0000177760	NSFDP8S040X	Pedestal Non-Metallic Proform PRO8 Short Base with Closed Splicing in Rear Open 2 Port OptiTap Adapter F1008110
0000175094	NSFDP8SC4CX	Pedestal Non-Metallic Proform PRO8 Closed Splice Closed 4 Port OptiTap F1008113
0000175089	NSFDP10XSC1	Pedestal Non-Metallic Proform PRO10 Empty Closed Splice with Tray F1008118
0000175086	NSFDP10S040X	Pedestal Non-Metallic Proform PRO10 Open Splice Open 4 Port OptiTap F1008120
0000175082	NSFDP10SC4CX	Pedestal Non-Metallic Proform PRO10 Closed Splice Closed 4 Port OptiTap F1008124

\*Additional options and sizes available.

## Splice Pedestals

Precision engineered low-profile pedestals are manufactured with high-performance outside plant rated thermoplastic material for the utmost protection of equipment and maximum service life. Three configurations are available to fit virtually any outside plant application.

- Complete 360° working access
- Non-corrosive, lightweight and rugged
- Universal terminal block mounting plate
- Self-locking security hex lock for access with 216B can wrench
- Designed to Telcordia GR-13-Core specifications
- Winter drop access door and drop wire channel
- High rib base for stable mounting

### Telect

Item No.	Mfg. Part No.	Description
0000186387	OSP-PED10-DGN-A	10" Splice Pedestal with 48 Termination Splice Cassette
0000186391	OSP-PEDSPL48-A	Additional 48-Termination Splice Cassette



## Pedlock® CP2 BD Series Pedestals

New from Charles Industries, Pedlock CP2 BD Series Pedestals feature a revolutionary design ideally suited to protecting conduit-fed splice points in the outside plant. The dome, base and backboard feature non-metallic construction for long life, added safety, and superior performance. Every aspect of the pedestal's design has been carefully crafted to provide installers and technicians with the industry's most versatile and easy to use pedestal, while maintaining the pedlock's legacy of field-proven environmental protection.

CP2 BD Series pedestals include a unique corrugated channel base with increased capacity resulting from its square design. The base is split in two halves for easy installation around installed plant conduit and cable bundles. Internally, an innovative rail mount system accepts two types of splice brackets, a universal backboard or splice bracket, giving users added flexibility in splicing and cable management. The dome features a self-lock and positive alignment guides for quick and secure opening and closing.



- Non-metallic PVC construction won't rust, corrode, chip or fade. Internal equipment is protected from floods, fires, and wind-blown dust and debris.
- Corrugated channel base eliminates the need for metallic mounting stakes in most soil conditions. The base's square design increases capacity and easily accepts conduit bundles.
- Split base design allows for easy and speedy access to cable/wire entrance area.
- Two splice bracket options provide users with a choice in splicing arrangements. The U-Backboard accommodates all types of terminal blocks and load coil cases with ladder bars on back for cable splices.
- Ground bars meet all RDUP requirements for proper grounding of service wires and cable sheaths.
- Self-locking dome with positive alignment guides ensures quick opening and takes the guesswork out of secure closing. 216-cupped bolt lock prevents unauthorized entry.

### Charles Industries

Item No.	Mfg. Part No.	Description
0000155834	BD 3-E	Pedestal 6" BD3, Corrugated Channel Base, S-Bracket, Drop Channel, 5-Post Ground Bar with Ground Lug
0000171801	BD 4-E	Pedestal 8" BD4, Corrugated Channel Base, S-Bracket, Drop Channel, 5-Post Ground Bar with Ground Lug
0000157800	BD 5-E	Pedestal 10" BD5, Corrugated Channel Base, S-Bracket, Drop Channel, 5-Post Ground Bar with Ground Lug

## Fiber Distribution Points™ (CFDP) Pedestal

Charles Fiber Distribution Points (CFDP) offer two-stage environmental protection of fiber optic loop distribution cable and customer service drops in FTTP deployments. This two-stage protection is accomplished by housing a weather-tight interior enclosure within the confines of a non-metallic buried distribution pedestal.

Together, this "enclosure within an enclosure" combination is designed to exceed Telcordia GR-771-CORE specifications and provide an unbeatable line of defense against the elements, flooding, fire, dirt, debris, insects, and corrosion. CFDP are designed to provide the user with maximum flexibility in splicing techniques. CFDP can accommodate loop-through and stub-out distribution cable, ribbon and loose buffer tube type cable, branch and drop splices, and fiber slack storage. CFDP models may be ordered with an optional bulkhead for pre-connectorized drops.



- Interior weather-tight enclosure provides mechanical and environmental protection of splice and cable storage areas.
- Lift-off outer dome with self-locking mechanism ensures secure attachment to the base and creates a patented "Bell-Jar Effect" that provides outstanding flood protection.
- Pedestal is constructed of non-metallic PVC to resist rust, corrosion, and impact. Internal equipment is protected from floods, fires, and wind-blown dust and debris.
- Distribution cable side of splicing backboard includes cable storage compartment, cable management guides, ground wire posts, and strength member clamps.
- Customer drop side of splicing backboard features a splice tray basket that holds trays with a 4"x10" or smaller footprint, and has cable management guides for slack storage.
- Two-piece "split" base makes it easy for technicians to place the pedestal without having to "squeeze" in loop-through cable, preventing bend radius damage during installation.
- Expanded-capacity base easily accommodates conduit bundles and increases stability in all soil types.
- RDUP listed

### Charles Industries

Item No.	Mfg. Part No.	Description
0000158035	CFDP206-EPS	Pedestal FDP 6-Inch Inner Dome Standard Configuration, 12 Fiber Ribbon Storage, 8 Loose Tube Storage, 4 Splice Trays
0000158037	CFDP208-EPS	Pedestal FDP 8-Inch Inner Dome Standard Configuration, 24 Fiber Ribbon Storage, 24 Loose Tube Storage, 5 Splice Trays

Pedlock® Non-Metallic BDO Series Fiber RDUP (RUS) Accepted Pedestals

Pedlock BDO Series pedestals are a key element of any FTTP solution. In both greenfield and brownfield fiber deployments, BDO pedestals provide easy access to branch and drop splice while protecting and storing loose buffer tube fiber optic cables. The exclusive BDO bracket allows technicians to mount splice trays and splitters securely with ample access to perform in-field splicing.

BDO Pedestals feature a non-metallic construction that offers superior OSP protection against floods, fire, dirt, insects and impact. An expanded-capacity split base is designed to easily install around conduit-fed cable bundles in new construction. BDO pedestals are an ideal solution for rehabilitation of metallic enclosures, and protection of collocated copper/fiber distribution points.



- Non-metallic PVC construction won’t rust, corrode, chip or fade. Internal components are protected from floods, fires, and wind-blown dust and debris.
- Two-piece expanded-capacity “split” base makes it easy for technicians to place the pedestal over conduit-fed cable bundles, and are an ideal solution for rehabilitation of metallic enclosures.
- Bonding/grounding bar meets all RDUP requirements for bonding and grounding of service wires and cable sheaths.
- Lift-off dome allows 360° access to internal splicing areas.
- Dome attaches securely to the base using a self-locking 216-hex head bolt lock.
- RDUP listed

Charles Industries

Item No.	Mfg. Part No.	Description
Pedestals		
0000119118	BD0203-EG	Pedestal BDO 6-Inch Expanded Capacity Split Base, G Bracket (Fiber Only), Bond Bar
0000119119	BD0204-EG	Pedestal BDO 8-Inch Expanded Capacity Split Base, G Bracket (Fiber Only), Bond Bar
0000119121	BD05-EG	Pedestal BDO 10-Inch Expanded Capacity Split Base, G Bracket (Fiber Only), Bond Bar
Accessories		
1535760390	UMB102A	Bracket Pole Mounting for Pedlock
1534090390	UMS42-STD	Stake Mounting 42-Inch Includes Mounting Hardware
	97-FIBR24TRAY	Fiber Splice Tray 4” x 9”

## OmniReach® FTTX Solutions Hub in a Pedestal (HIP) FDH

Unlike traditional outdoor hubs which are typically deployed for neighborhoods of 144 homes or higher, the Hub in a Pedestal is right sized for rural landscapes numbering in size from 12 to 96 homes. Additionally, this field friendly unit is enclosed in a pedestal rather than in a metal cabinet and can be placed in the ground without pouring a concrete pad or installing a hand hole. This speeds deployment of fiber to the home and reduces overall project costs.

Modeled after the industry leading FDH 3000, the Hub in a Pedestal incorporates many of the same patented design features widely recognized and accepted by technicians including plug-and-play (PNP) splitter modules, parking lot storage and a swing frame to name a few. This new product offering features full size trays for splicing incoming feeder and outgoing distribution cables and the option of adding hardened drop connections directly from the pedestal, further supporting lower cost business models. With an efficient routing and cable management system, the Hub in a Pedestal will meet the challenges of any low count outside plant network.

COMMScope®



Hub in a Pedestal (HIP)FDH

- Right sized to match up with phased fiber deployment in smaller or rural communities
- Pedestals offer more flexibility for installation locations compared to metal cabinets
- Field friendly design, craft Interface is similar to existing cabinet style offerings
- Reduced inventory by using same splitter module as larger FDH designs

### Ordering Information CommScope

Catalog Number	
FD3-P	0
Pedestal Type	
A	Emerson Proform-12, includes ped
B	Emerson Proform-12, no ped
Distribution Fiber Count	
012	12 fibers
024	24 fibers
036	36 fibers
048	48 fibers
060	60 fibers
072	72 fibers
096	96 fibers
Adapters/Connector Type Singlemode	
J	SC/APC
Number of Splitter Modules*	
0	0 splitter modules
1	1 splitter modules
2	2 splitter modules
Feeder Count	
1	6 fibers
2	12 fibers
Cable Clamps	
2	2 clamps provided
3	3 clamps provided
4	4 clamps provided
5	5 clamps provided
Number of Distribution Splice Trays	
1	capacity for 24 splices
2	capacity for 48 splices
3	capacity for 72 splices
4	capacity for 96 splices
Feeder/Distribution Pigtail Type	
U	Stranded pigtails
M	Ribbon pigtails
Splitter Type Loaded	
0	No splitters
A	1x32
C	1x16

\* Splitter modules shipped along with hub, not installed in hub or can be ordered separately



OmniReach™ FTTX Solutions - AT 300 Access Terminal Products - 8" Non-Metallic Pedestal

- Features**
  - Molded from polypropylene material which is lightweight and non-corrosive
  - The unique, unobtrusive design provides an attractive profile for residential deployments
  - Includes a winter drop access door
  - Provides intuitive, flexible fiber cable management—meeting all bend radius specifications
  - Includes grounding for armored cables and towable conduit
- Uses standard 216B tools
  - Removing the cover is quick and easy—a quarter turn with a can wrench releases the top for immediate access. The cover is self locking
  - Cover can be ordered with either bell jar or condensation venting options
  - Meets GR-13 and 6 requirements
  - Includes a barrier plate which provides protection against ground moisture and rodents

- Capacity**
  - Accepts up to 96 loose tube or 144 ribbon fibers distribution cable
  - Provides up to six OptiTap™ terminated drops or up to 24 spliced drops\*
  - Supports express pass-through or taper splicing
- Accomodates loose tube or ribbon fiber, dielectric and armored cables
  - Supports 96" or less expressed through buffer tubes

\*May not reflect actual field practice—CommScope recommends 6 drops per tray. OptiTap™ is trademark of Corning Cable System.

Fiber Panel Type	Panel Type Description	Maximum Distance Splice Trays*	Maximum Drop Connectors	Maximum Drop Splice Trays**
A	Connectorized drop-termination	2	6	2
B	Spliced drop-pass through	2	N/A	2

\*Splice trays can handle up to 12 heat shrink splices per tray or 2 ribbon heat shrink splices per tray  
\*\*CommScope recommends 6 drops per tray



CommScope

Mfg. Part No.	Description
AT 300 – 8" Non-Metallic Pedestals	
FAT-YNB0012Y0-000G	Pass-Through Spliced Drop Only
FAT-YNA1200Y0-H02G	2 – ADC Hardened Adapter Drops Wtih Pigtails. Hs Fusion Splice
FAT-YNA1200Y0-H04G	4 – ADC Hardened Adapter Drops Wtih Pigtails. Hs Fusion Splice
FAT-YNA1200Y0-H06G	6 – ADC Hardened Adapter Drops Wtih Pigtails. Hs Fusion Splice
AT 300 – 8" MST Mounting Pedestal	
MST-ACC-Y10	8" Pedestal with Bell Jar Cover
MST-ACC-Y10G	8" Pedestal with Bell Jar Cover with Grounding

## OmniReach™ FTTX Solutions AT 300 Access Terminal Products - 11" Non-Metallic Pedestal

### Features

- Molded from polypropylene material which is lightweight and non-corrosive
- The unique, unobtrusive design provides an attractive profile for residential deployments
- Includes a winter drop access door and drop wire channel standard
- Provides intuitive, flexible fiber cable management—meeting all bend radius specifications
- Includes grounding for armored cables and towable conduit
- Uses standard 216B tools
- Removing the cover is quick and easy—a 1/4 turn with a can wrench releases the top for immediate access. The cover is self locking
- Cover can be ordered with either bell jar or condensation venting options
- Meets GR-13 and NEMA 6 requirements
- Includes a barrier plate which provides protection against ground moisture and rodents
- Split base

### Capacity

- Accepts up to 144 loose tube or ribbon fiber distribution cable
- Provides up to eight OptiTap™ terminated drops or up to 24 spliced drops
- Supports express pass-through or taper splicing
- Accommodates loose tube or ribbon fiber, dielectric and armored cables

### CommScope

Mfg. Part No.	Description
<b>AT 300 – 11" Non-Metallic Pedestals</b>	
FAT-ZNB0012Y0-000G	Pass-Through Spliced Drop Only
FAT-ZNA1200Y0-H04G	4 – ADC Hardened Adapter Drops with Pigtails. HS Fusion Splice
FAT-ZNA1200Y0-H06G	6 – ADC Hardened Adapter Drops with Pigtails. HS Fusion Splice
FAT-ZNA1200Y0-H08G	8 – ADC Hardened Adapter Drops with Pigtails. HS Fusion Splice
<b>AT 300 – 11" MST Mounting Pedestal</b>	
MST-ACC-Z11	11" MST Mounting Pedestal
MST-ACC-Z11G	11" MST Mounting Pedestal with Grounding

COMMScope®



OmniReach 11" Non-Metallic Pedestal

## OmniReach™ FTTX Solutions AT 300 Access Terminal Products - 8" & 10" OEM ProForm Non-Metallic Pedestals

### Features and Benefits

- Split base allows ease of installation
- 10" added two unique functions - MST splice center takes place of splice case
- Eliminates cost of splice case and hand hole
- 10" branch splice panel allows 144 splices (900 micron or higher)

### Value Added Features

- Cable management
- Pedestal meets industry standards
- Drop cable clamp
- Grounding features
- User friendly for technical field
- Flexible management of buffer tubes
- Easy to use strength member clamp

### CommScope

Mfg. Part No.	Description
<b>AT 300 – ProForm 8" Non-Metallic Pedestals</b>	
FAT-RNB0012Y0-000G	Pass-Through Spliced Drop Only
FAT-RNA1200Y0-H02G	2 – ADC Hardened Adapter Drops with Pigtails. HS Fusion Splice
FAT-RNA1200Y0-H04G	4 – ADC Hardened Adapter Drops with Pigtails. HS Fusion Splice
FAT-RNA1200Y0-H06G	6 – ADC Hardened Adapter Drops with Pigtails. HS Fusion Splice
FAT-RNA1200Y0-H08G	8 – ADC Hardened Adapter Drops with Pigtails. HS Fusion Splice
<b>AT 300 – ProForm 10" Non-Metallic Pedestals</b>	
FAT-JNF1200Y0-000G	144 Branch Splice, Spliced Drop
FAT-JNA1200Y0-H02G	2 – ADC Hardened Adapter Drops with Pigtails. HS Fusion Splice
FAT-JNA1200Y0-H10G	10 – ADC Hardened Adapter Drops with Pigtails. HS Fusion Splice
<b>AT 300 – ProForm 8" MST Mounting Pedestal</b>	
MST-ACC-R04	ProForm 8" MST Mounting Pedestal
MST-ACC-R04G	ProForm 8" MST Mounting Pedestal with Grounding
<b>AT 300 – ProForm 10" MST Mounting Pedestal</b>	
MST-ACC-J04	ProForm 10" MST Mounting Pedestal
MST-ACC-J04G	ProForm 10" MST Mounting Pedestal with Grounding
FAT-JNG1200Y0-000G	MST Mounting on Drop, HS Fusion Splice on Distribution

COMMScope®



OmniReach OEM ProForm Non-Metallic Pedestal


# Pedestal Accessories

## Mounting Posts and Stakes

Mounting posts are designed for mounting station protection blocks and network interface devices (NIDs) in applications where they cannot be wall mounted including businesses and mobile home communities. These posts are constructed of heavy gauge steel. Screws are provided.

### PREMIER

	Item No.	Mfg. Part No.	Description
(A)	1538497500	MHP	Mobile Home Post Adjustable 36-48-Inch
(B)	7220577500	PT-MS-1342	Pedestal Mounting Stake 42-Inch



Pedestals

## PT and MS Single-Mount Stakes

PT and MS single mounted stakes are for supporting closures and pedestals.

- Painted channel steel

### Emerson Network Power

Item No.	Mfg. Part No.	Description
0000054399	MS1332	Stake Green 32-Inch with Hardware for Pedestals and Closures
1531540149	PT19G	Stake Green 48-Inch with Hardware for Pedestals



## Accessories

### Emerson Network Power

Item No.	Mfg. Part No.	Description
7220750149	OB2	Bracket Block Mounting for BD-2 Pedestal OB-2
7220760149	OB34	Bracket Block Mounting for BD-3 or BD-4 Pedestal OB-3/4



## Standard Cabinets

### Standard Cross-Connect Cabinets

Emerson cross-connect interface cabinets handle a number of pair count applications. Block options include: RLS50 which provide rapid pair-at-a-time no-strip jumpering, or CQF50 blocks which eliminate accidental disruption of service from moisture bridges, hits, and shorts.

These cabinets are available with cable stubs or field splice, 3M 4000 series modular splicing systems (MS<sup>2</sup>™), or 3M 710 connectors.

The ERLS/ECQF is available in gray-green or off-white metal and comes equipped with a hinged-grill, test cord, wire spool, two stakes and recessed pad-mounting BA12 brackets. The ERLS/ECQF cross-connect cabinet is accessed using a 216-type tool.

To surface pad-mount, use the PADMT200300 kit with two brackets that can be attached either inside or outside of the base. This kit is not included and must be ordered separately.

The ERLS/ECQF cabinets can be pad or stake mounted.



#### Emerson Network Power

Item No.	Mfg Part No.	Description
0116630000	FSERLS200	Cabinet Pad Stake Mount 200-Pair with 3M 4005D Splice Modules RLS Terminal Blocks
0000030811	FSERLS400	Cabinet Pad Stake Mount 400-Pair RLS Terminal Blocks
0000083524	FSERLS900	Cabinet Pad Stake Mount 900-Pair with RLS Terminal Blocks
0000068974	FSDRLS900SDPM	Cabinet Pad Stake Mount 900-Pair with 3M 4005D Splice Modules RLS Terminal Blocks
0000093200	FSDRLS1200SDPM	Cabinet Pad Stake Mount 1200-Pair with 3M 4005D Splice Modules RLS Terminal Blocks
0000031102	FSDRLS1800SDPM	Cabinet Pad Stake Mount 1800-Pair with 3M 4005D Splice Modules RLS Terminal Blocks
3024770149	FSDRLS2700DDPM	Cabinet Pad Stake Mount 2700-Pair with 3M 4005D Splice Modules RLS Terminal Blocks
0000001026	FSDRLS3600DDPM	Cabinet Pad Stake Mount 3600-Pair with 3M 4005D Splice Modules RLS Terminal Blocks
0000008563	FSECQF200	Cabinet Pad Stake Mount 200-Pair with 3M 4005D Splice Modules Binding Post Terminal Blocks
0000034107	FSECQF400	Cabinet Pad Stake Mount 400-Pair with 3M Splice Modules 4005D Mini Rocker Terminal Blocks
0000011887	FSECQF600	Cabinet Pad Stake Mount 600-Pair with Binding Posts Terminal Blocks
0000027882	FSECQF900	Cabinet Pad Stake Mount 900-Pair with Binding Posts Terminal Blocks

## Universal Cabinets

### Universal Cross-Connect Cabinets

Emerson's universal series center-feed cross connect interface system has a center feed horizontal jumper run for efficient installation of jumpers. Cabinets can be equipped with either RLS or CQF binding post blocks, and are available in pair counts up to 5400 pairs. 3M modular splicing system or 710 connectors are available options.



#### Emerson Network Power

Item No.	Mfg. Part No.	Description
0000012476	FSUNRLS1000SDPM	Cabinet, Universal 1000-Pair with 3M Splice Modules 4005D RLS Terminal Blocks
0116940000	FSUNRLS1200SDPM	Cabinet, Universal 1200-Pair with 3M Splice Modules 4005D RLS Terminal Blocks
0116950000	FSUNRLS1800SDPM	Cabinet, Universal 1800-Pair with 3M Splice Modules 4005D RLS Terminal Blocks
0000060793	FSUNRLS2700DDPM	Cabinet, Universal 2700-Pair with 3M Splice Modules 4005D RLS Terminal Blocks
0000060792	FSUNRLS3600DDPM	Cabinet, Universal 3600-Pair with 3M Splice Modules 4005D RLS Terminal Blocks

## MESA® Integrated Cabinets

The Modular Electronic Sealed Architecture (MESA) cabinet series provides maximum protection for your equipment investment. MESA cabinets are designed to withstand the most severe environmental conditions. MESA has been thoroughly tested against dust and water intrusion and exceeds even the most stringent industry standards. MESA is also extremely flexible. A modular approach is taken wherever possible so the cabinet can be quickly configured to meet your exact requirements. Optional “modules” include a battery drawer, commercial power panel, fiber splicing systems, and overvoltage protection panels.

The MESA Sport is the next generation of “sealed architecture” outside plant enclosures, incorporating improvements in MESA design and manufacturing technology. The MESA Sport provides a smaller, more flexible network infrastructure element that can be economically deployed to meet current and future competitive environments. The MESA Sport offers a compact solution: a compartmentalized approach allows craft separation that facilitates access to the electronics, protection, distribution, and battery compartments. The electronics compartment is cooled using an innovative heat sink. The sealed end chamber is designed with sufficient options and flexibility to provide for both fiber optic and copper cable splicing and termination.

### Emerson Network Power

Item No.	Mfg. Part No.	Description
0000079145	F2003092	Cabinet, MESA Edge Outdoor Enclosure
0000116002	F2004153	Cabinet, MESA Edge Outdoor Enclosure
0000100856	F2004054	Cabinet, MESA Bridge Outdoor
0000111149	F2004108	Cabinet, MESA Bridge Outdoor Enclosure SAI
0214990391	MSPORTPOLEMTKT	Cabinet, MESA Sport Pole Mount
0000076044	F2003082	Cabinet, MESA Sport Cab E/W VMS75 110AC
3111820149	F2001064	Cabinet, MESA Sport NT Pad Mount
0000113066	F2004145	Cabinet, MESA2T, E/W 400PR VF
0000107417	F2004099	Cabinet, MESA 2NT Outdoor Enclosure
3097310149	F2001066	Cabinet, MESA2 Pad Mount 168/84
3097300149	F2001068	Cabinet, MESA4 Pad Mount Cab 252/84





# Empty Splice Cabinets

## UPC Series Empty Cabinets

Emerson UPC series outdoor cabinets are round-cornered rectangular-design telephone splice or equipment cabinets. Included in this series are adjustable PVC-coated splice bars and bonding and grounding brackets.

### Emerson Network Power

Item No.	Mfg. Part No.	Description
0000025242	UPC1278	Cabinet, Empty, Splice up to 2700-Pair
0000010954	UPC1850	Cabinet, Empty, Splice up to 7200-Pair
0000005705	UPCBD8000	Cabinet, Empty, for Splicing 49.5 x 32 x 18-Inch



## SC Series Empty Cabinets

Emerson SC6000D, SC8000D and SC10000D are pad-mounted larger pair-count telephone splice cabinets. Included in this series are adjustable PVC-coated splice bars and bonding/grounding brackets. The SC series are used as high pair-count splice cabinets for above-grade installations. The SC6000D has a splicing capacity of 6,000 pair, the SC8000D has a splicing capacity of 8,000 pair, and the SC10000D has a splicing capacity of 10,000 pair.

### Emerson Network Power

Item No.	Mfg. Part No.	Description
1536190149	SC6000D	Cabinet, Empty, Splice up to 6000-Pair
1536180149	SC8000D	Cabinet, Empty, Splice up to 8000-Pair
0000043013	SC10000D	Cabinet, Empty, Splice up to 10000-Pair



## UPC Empty Fiber Splice Cabinet

The Emerson OPFOBD7 is a large capacity weather-resistant cabinet designed to protect fiber optic splices in both buried and aerial distribution systems. The OPFOBD7's new universal mounting strap accommodates Emerson, AT&T, 3M, Corning, Preformed and Tyco splicing closures. The fiber splice capacity is limited only by the size of the splice closure. Cable management posts allow storage of up to 50 meters of outside plant cable. A ground bar, weather-stripping and mounting hardware are included for both aerial or buried distribution closures.

Buried distribution can be accomplished in three different ways: stake, recessed or surface pad mounted. The standard OPFOBD7 includes stakes and recessed pad-mounting brackets.

To surface pad-mount, use the PADMT200300 kit with two brackets that can be attached either inside or outside of the base. This kit is not included and must be ordered separately.

### Emerson Network Power

Item No.	Mfg. Part No.	Description
1581810149	OPFOBD7	UPC BD7 Fiber Optic Buried Distribution Cabinet-Universal Closure



OptiText® Local Convergence Cabinet, HD Series

The OptiText® HD series is the first line of stubless and modular outside plant FTTx cabinets offered by Corning. Enabled by the Centrix Platform, the cabinet offers on-board splicing and field-installable SC APC cassettes for applications that demand flexibility and modularity.

The ability to stack a 288 or a 576 fiber FDH-HD cabinet onto another FDH-HD (288, 576, or 896) cabinet allows a customer to defer capital investment until the network expansion demands a larger fiber count cabinet.

Corning Cable Systems

Ordering Information

1

2

3

4

5

6

7

L

T

S

0

0

0

0

0

0

0

0

0

0

1

Select cabinet color.  
A = Almond (standard)  
J = Green  
K = Brown

2

Defines cabinet size  
L = 896 Fiber (large)  
E = 576 Fiber (med)  
C = 288 Fiber (small)  
See Note 1.

3

Select mounting style.  
P = Pole (896 Only)  
See Note 2  
C = Pad  
S = Stack (skirt)  
See Note 3

4

Defines connector type.  
S = SC APC (standard)

5

Defines input/output cable.  
0 = No cable

6

Defines input/output cable length.  
00 = No cable length

7

Defines input/output cable type.  
00 = No cable type

Note 1: The combined total fiber count of inbound cables and outbound cables should never exceed the cabinet size for full utilization.

Note 2: Center and Side Pole Mount Brackets Sold Separately.

Note 3: Only stack 2 high using Stacking transition skirt. Large to Large cabinet stacking not available. Stacking Skirt NOT sold separately.  
(ex: large to med, large to small, med to med, med to small, small to small)  
(ex: 896 + 576, 896 + 288, 576 + 576, 576 + 288, 288 + 288)



LS Series Cabinets

The OptiText™ Local Convergence Cabinet, LS Series provides everything necessary to manage up to 864 fibers for an outside plant FTTx application. The OptiText Local Convergence Cabinet, LS Series is an innovative solution that is the optimal balance between size, density and access. All cabinets share the same intuitive and efficient cable routing and splitter storage. Each cabinet provides superior ergonomics with full front access, which results in minimal installation time, quick connections and ultimately increased profits.



Corning Cable Systems

Item No.	Mfg. Part No.	Description
0000277015	VDAPS21T1WC116WC00	144 Fiber Almond Cabinet Pad Mount W/6 Inch Skirt Pre-Connectorized SCAPC 12 Pass Thru Fibers Toning Box Feeder 24 Fiber ALTOS LT Armor Lite 16M (50ft) Distribution One Cable 144 Fiber ALTOS LT Armor Lite 16M (50ft) Couplers 0 No Module
0000241523	VCAPS20-1C4131Q400	288 Fiber Almond Cabinet Pad Mount w/6 In Skirt Pre-Connectorized SCAPC No Pass Thru Fibers No Toning Feeder 24 Fiber SST Ribbon Dielectri 31M (100 Ft) Distribution One Cable 288 Fiber ALTOSRibbonAlIDielec 31M (100 Ft) Couplers 0 No Module
0000241522	VAAPS40-1C4131Q400	432 Fiber Almond Cabinet Pad Mount w/6 In Skirt Pre-Connectorized SCAPC No Pass Thru Fibers No Toning Feeder 48 Fiber SST Ribbon Dielectri 31M (100 Ft) Distribution One Cable 432 Fiber ALTOSRibbonAlIDielec 31M (100 Ft) Couplers 0 No Module
0000226053	VEAPS40T1WC131Q52A	576 Fiber Almond Cabinet Pad Mount w/6IN Skirt Pre-Connectorized SCAPC No Pass Thru Fibers Toning Box Feeder 48 Fiber ALTOS LT Armor Lite 31M (100ft) Distribution One Cable 576 Fiber ALTOSRibbonSingleArm 31M (100ft) Couplers 2- 1 x 32
0000203325	VEAPS40T1WC231WC00	576 Fiber Almond Cabinet Pad
0000203619	VFAPS70T1WC231WC00	864 Fiber Almond Cabinet Pad Mount W/6IN Skirt Pre-Connectorized SCAPC No Pass Thru Fibers Toning Box Feeder 72 Fiber ALTOS LT Armor Lite 31M (100FT) Distribution Two Cables 432 Fiber Altos LT Armore Lite 31M (100FT) Couplers 0 No Module

# Fiber Cabinets

## Charles Universal Broadband Enclosures (CUBE)

Charles Universal Broadband Enclosures (CUBE) bring a new level of compactness to full-featured Fiber Optic and Copper Remote Terminals. Their small size and light weight allow technicians to instal these terminals in virtually any location quickly and easily.

Designed to house a variety of communications equipment, CUBE are pre-wired to meet our power, protection and physical interface requirements. Many customizable sizes and features priced the flexibility to meet your every backhaul application.

- Equipment mounting position (vertical, door or rack mount)
- Pre-wired cable harnesses for various electronics
- Surge protection
- Fiber splice trays
- Protector block interface type (screw, punchdown, etc.)
- AD, DC or AC with battery backup power
- Heat exchangers
- Cooling fans
- Solar shielding
- Venting
- Pre-stubbed cable types and lengths



### Charles Industries

Item No.	Mfg. Part No.	Description
Please call KGP Logistics Sales Team for ordering information		

## High-Density 432-Home Optical Distribution Cabinet

Telect's FTTx distribution cabinets are versatile, scalable solutions that fit patch, splice and splitter capabilities into a compact footprint. Capacities are scalable up to 432 patch ports with a maximum of 18 splitter modules, and a complete range of connector options to fit standards.

- Front and rear doors provide simple access to the interior
- Scalable design enables growth as capacity increases
- Can be fully integrated with OSP splice capabilities, either internally or outside the cabinet
- Bend radius protection engineered throughout the enclosure and in distribution components
- OSP-stubbed patch modules available to customer specifications
- Industry-leading splitter density helps maximize capacity
- Moisture blocking kits and grounding kits for armored OSP cables available as an option

### Telect

Item No.	Mfg. Part No.	Description
<b>Base Cabinet</b>		
0000160870	MDC-CB	Standard 432-Home Distribution Cabinet
<b>Patch Panels</b>		
0000160872	MDC-P72N	Patch Panel, 72-Port SC/APC
0000160874	MDC-P72N-F100D	Patch Panel, 72-Port SC/APC, 100-ft. OSP
<b>Splitter Modules</b>		
0000160878	MDC-SP-N32S	Splitter Module, 1 x 32 SC/APC
0000186366	MDC-SP-S32S	Splitter Module, 1 x 32 SC/UPC
0000160877	MDC-SP-N16S	Splitter Module, 1 x 16 SC/APC
0000186365	MDC-SP-N08S	Splitter Module, 1 x 8 SC/APC
0000186364	MDC-SP-N04S	Splitter Module, 1 x 4 SC/APC
<b>Splice Cassettes</b>		
0000160871	MDC-HS24	Splice Cassette
0000160879	MDC-SPLC	Splice Storage Housing
<b>Risers and Other Hardware</b>		
0000160875	MDC-R06	6" Cabinet Riser
0000160876	MDC-R12	12" Cabinet Riser
0000186362	MDC-CBAK	Cabinet Anchor Kit
0000186363	MDC-CLMP	Cabinet Cable Clamps
0000165583	MDC-V3636	Subterranean Enclosure, Split Cover
<b>Incoming Feeder Cables</b>		
0000186360	FD16S-NPG-F025-MD	Incoming Feeder Cable, Single Mode SC/APC 16-Fiber, 25 ft.
0000186361	FD16S-NPG-F100-MD	Incoming Feeder Cable, Single Mode SC/APC 16-Fiber, 100 ft.



## 96-Home Optical Distribution Cabinets

Ideal for delivering fiber optics to smaller neighborhood developments, Telect's 96-home cabinet features a scalable design and compact size to simplify installation and growth. Bulky, large-capacity cabinets are no longer required for applications with lower numbers of end users. This scalable system allows service providers to grow their network in 96-home increments to match end user take rates. Cabinets stack on top of each other in pad-mount applications, or below each other in aerial applications.

Users can also install splitters as paying customer take offered services, resulting in better cost management for the provider. The cabinet's compact size allows installers to hand-carry the system to the location, rather than requiring heavy equipment.

- Unobtrusive footprint for residential developments
- Stackable architecture allows growth to match user take-rate
- Fully configured solution simplifies installation and service turn-up.
- Scalable design will support 96- to 288-home deployments
- Mountable in pole, pad or vault applications
- Integrated emergency restoration feed

### Telect

Item No.	Mfg. Part No.	Description
<b>Base Cabinet</b>		
0000186367	OSP-D96NF150-A	Standard 96-Home Optical Distribution Cabinet
<b>Splitter Modules</b>		
0000186371	OSP-DS1X16N-A	Splitter Module, 1 x 16 SC/APC
0000186372	OSP-DS1X32N-A	Splitter Module, 1 x 32 SC/APC
0000186373	OSP-DS1X8N-A	Splitter Module, 1 x 8 SC/APC
0000186368	OSP-DD6X1X8N-A	(6) 1 x 8 Splitters (Double Module Mounting)
<b>Mounting Hardware</b>		
0000186369	OSP-DPADMT06-A	Pad-Mount Hardware with 6-Inch Riser
0000186374	OSP-DPADMT12-A	Pad-Mount Hardware with 12-Inch Riser
0000186370	OSP-DPOLEMT-A	Pole-Mount Hardware



## OmniReach™ FTTX Solutions - FDH 3000

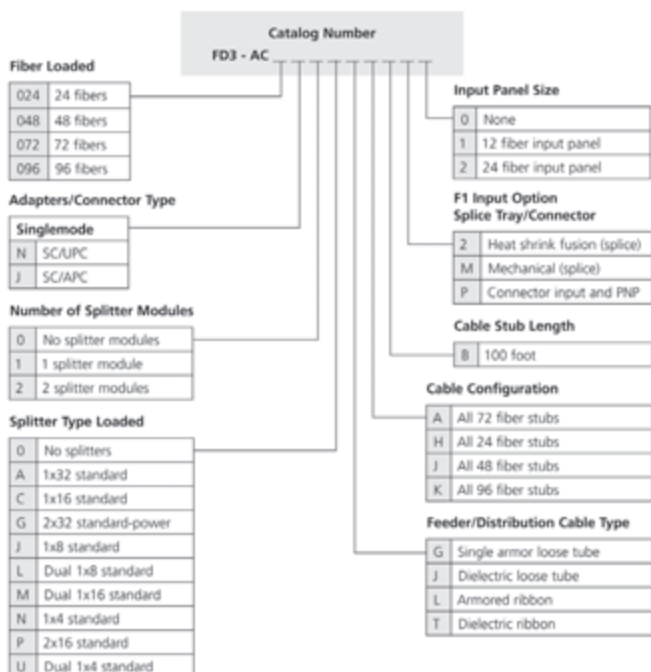
The OmniReach FDH 3000 is designed to meet and serve the distinct needs of diverse markets and customer segments. The unique design of the FDH 3000 provides for rapid connection between fiber optic cables and passive optical splitters in the outside plant segment of the network, facilitating fast service connection and reconfiguration, simplified network installations and improved installation efficiencies in the field.



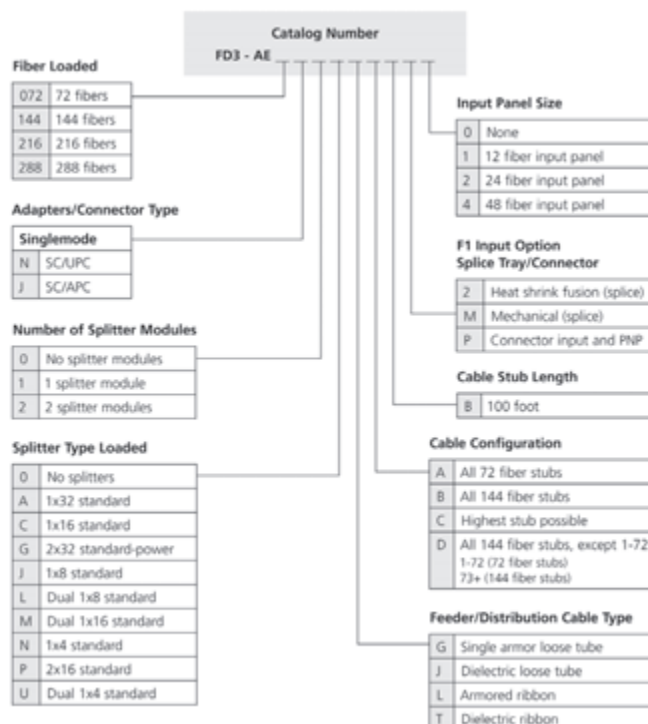
- Four cabinet sizes
  - Extra Small (24-96 fibers)
  - Small (72-288 fibers)
  - \*Medium (72-432 fibers)
  - \*Large (72-864 fibers)
- Intelligent design
  - Allows for standardized splitter modules and accessories across all cabinet sizes
- Unique "swing-out frame" design
  - Allows for easy maintenance and access to back of modules and cables
- Common "Mini Plug & Play" splitter module with common output length
  - Allows for true plug and play functionality
- Supports diverse splitter module configurations: 1x32, 2x32, 1x16, dual 1x16, 1x8, dual 1x8, 1x4, dual 1x4, 1x2, dual 1x2
- Craft friendly splitter module design
  - Easy to insert and remove without affecting adjacent splitters
- Features discrete ground and cable location access - Allows for locating wires without entry into the cabinet
- Extreme temperature tubing - Improved performance at high and low temperatures
- Integrated slack storage spools - Allows for storage of excess fiber while providing positive bend radius control
- Angled bulkhead panels - Eliminates 90° bends and assists technician with routing
- Dust-cap friendly parking lot
  - 96 terminations up to 48 parking lots
  - 288 terminations up to 72 parking lots
  - \*432 terminations up to 128 parking lots
  - \*864 terminations up to 256 parking lots
- \* Additional FDH 3000 matrix available upon request.
- Pole mounting option - Available with small (72-288) and medium (72-432) termination models
- Three-point latch - Provides weather-tight seal
- Six-inch pad mount skirt - Included with all cabinets
- Hand hole options - Available in polymer-concrete
- NEMA-4 Design - Provides heavy duty protection from wind, rain and other contaminants
- Accessible with standard 216B tool - Offers flexible security options, including pad lock provisions

## Ordering Information CommScope


### Extra Small Cabinet (24-96 Fibers)



### Small Cabinet (72-288 Fibers)







OmniReach FDH 3000

### Ordering Information CommScope

Mfg. Part No.	Description
<b>Extra Small Cabinet</b>	
FD3-AC144J00GBBP1	1-144 fiber, SC/APC, single armor loose tube, 144 fiber stubs 100 foot, mini plug-and-play, 12 fibers
FD3-AC144N00JBBP2	1-144 fiber, SC/UPC, dielectric loose tube, 144 fiber stubs, 100 foot, mini plug-and-play, 24 fibers
<b>Small Cabinet</b>	
FD3-AE216J00JDBP1	1-144 fiber and 1-72 fiber dielectric stub, 12 fiber plug-and-play chassis, 216 fibers
FD3-AE216J00JDBP2	1-144 fiber and 1-72 fiber dielectric stub, 24 fiber plug-and-play chassis, 216 fibers
FD3-AE216J00GDBP2	1-144 fiber and 1-72 fiber single armor stub, 24 fiber plug-and-play chassis, 216 fibers
<b>Medium Cabinet</b>	
FD3-AG216J00JDBP1	1-144 fiber and 1-72 fiber dielectric stub, 12 fiber plug-and-play chassis, 216 fibers
FD3-AG216J00GDBP1	1-144 fiber and 1-72 fiber single armor stub, 12 fiber plug-and-play chassis, 216 fibers
FD3-AG216J00JDBP2	1-144 fiber and 1-72 fiber dielectric stub, 24 fiber plug-and-play chassis, 216 fibers
FD3-AG216J00GDBP2	1-144 fiber and 1-72 fiber single armor stub, 24 fiber plug-and-play chassis, 216 fibers
FD3-AG360J00JDBP1	2-144 fiber and 1-72 fiber dielectric stub, 12 fiber plug-and-play chassis, 360 fibers
FD3-AG360J00GDBP1	2-144 fiber and 1-72 fiber single armor stub, 12 fiber plug-and-play chassis, 360 fibers
FD3-AG360J00JDBP2	2-144 fiber and 1-72 fiber dielectric stub, 24 fiber plug-and-play chassis, 360 fibers
FD3-AG360J00GDBP2	2-144 fiber and 1-72 fiber single armor stub, 24 fiber plug-and-play chassis, 360 fibers
<b>Large Cabinet</b>	
FD3-AJ216J00JDBP1	1-144 fiber and 1-72 fiber dielectric stub, 12 fiber plug-and-play chassis, 216 fibers
FD3-AJ216J00GDBP1	1-144 fiber and 1-72 fiber single armor stub, 12 fiber plug-and-play chassis, 216 fibers
FD3-AJ216J00GDBP2	1-144 fiber and 1-72 fiber dielectric stub, 24 fiber plug-and-play chassis, 216 fibers
FD3-AJ216J00JDBP2	1-144 fiber and 1-72 fiber single armor stub, 24 fiber plug-and-play chassis, 216 fibers
FD3-AJ360J00JDBP1	2-144 fiber and 1-72 single armor stub, 12 fiber plug-and-play chassis, 360 fibers
FD3-AJ360J00GDBP1	2-144 fiber and 1-72 fiber single armor stub, 12 fiber plug-and-play chassis, 360 fibers
FD3-AJ360J00JDBP2	2-144 fiber and 1-72 fiber dielectric stub, 24 fiber plug-and-play chassis, 360 fibers
FD3-AJ360J00GDBP2	2-144 fiber and 1-72 fiber single armor stub, 24 fiber plug-and-play chassis, 360 fibers
FD3-AJ504J00JDBP1	3-144 fiber and 1-72 fiber dielectric stub, 12 fiber plug-and-play chassis, 504 fibers
FD3-AJ504J00GDBP1	3-144 fiber and 1-72 fiber single armor stub, 12 fiber plug-and-play chassis, 504 fibers
FD3-AJ504J00JDBP2	3-144 fiber and 1-72 fiber dielectric stub, 24 fiber plug-and-play chassis, 504 fibers
FD3-AJ504J00GDBP2	3-144 fiber and 1-72 fiber single armor stub, 24 fiber plug-and-play chassis, 504 fibers

## OmniReach® FDH 3000 Splitter Module

The FDH 3000 utilizes a mini plug-and-play splitter module which is common to all of the cabinets and features a common output length. This module allows for true plug-and-play functionality.

- Standardized splitter modules for all cabinet sizes
- Features bend-optimized fiber and ruggedized extreme temperature cabling rated for material handling in cold temperatures and superior loss performance at 1490 and 1550 wavelengths
- Rated from -50° C to 140° F (60° C)
- Splitter types supported: 1x32, 2x32, 1x16, dual 1x16, 1x8, dual 1x8m 1x4m dual 1x4, 1x2 and dual 1x2
- Allows pass-through of up to two fibers per splitter set
- Splitters are easy to insert and remove without affecting adjacent splitters
- Reversible dust cap makes test and turn-up easy

### CommScope

Mfg. Part No.	Description
FPS-MPP1AJJ	1x32 plug-and-play FDH3000 SC/APC splitter
FPS-MPP1ANN	1x32 plug-and-play FDH3000 SC/UPC splitter
FPS-MPP1CJJ	1x16 plug-and-play FDH3000 SC/APC splitter
FPS-MPP1CNN	1x16 plug-and-play FDH3000 SC/UPC splitter


## OmniReach FDH 3000 Accessories

### CommScope

Mfg. Part No.	Description
<b>216 tools- can wrench keys</b>	
OSP-216BKEY1	Nickel plated brass can wrench key for use in loosening/tightening security screws
OSP-216BKEY2	Aluminum can wrench key for use in loosening/tightening security screws
OSP-216BKEY3	Plastic can wrench key for use in loosening/tightening security screens
Note: all FDH 3000 cabinets ship with one riser	
<b>Cleaning Kits</b>	
FPC-CLNKIT1	Alcohol cleaning kit for cabinet connector and faces
Note: all FDH 3000 cabinets ship with one riser	
<b>Risers</b>	
FD3-RSRC06	6" ground spacer/riser for extra small (24-96 bers) cabinets, raises cabinet and additional 6"
FD3-RSRE06	6" ground spacer/riser for small (72-288 bers) and medium (72-432 bers) cabinets, raises cabinet and additional 6"
FD3-RSRJ06	6" ground spacer/riser for large (72-864 bers) cabinets, raises cabinet and additional 6"
Note: all FDH 3000 cabinets ship with one riser	
<b>Hand Hole Kits</b>	
FMS-FD3C-KIT-A	Hand hole and cover kit for extra small (24-96 bers) cabinets
FMS-ACE100-KIT-A	Hand hole and cover kit for small (72-288 bers) and medium (72-432 bers) cabinets
FMS-FD3J-KIT-A	Hand hole and cover kit for large (72-864 bers) cabinets
Note: For application with FDH 3000 only	
<b>Pad Mount Frames</b>	
FD3-PMF06	Extra small (24-96 bers) pad mount frame
FD3-PMFE06	Small (72-288 bers) and medium (72-432 bers) pad mount frame
FD3-PMFJ06	Large (72-864 bers) pad mount frame
Note: For application with FDH 3000 only	
<b>Additional Panel Options</b>	
FD3MOD-072JGAB	Single armor loose tube 72 position APC SC
FD3MOD-072JJAB	Dielectric loose tube 72 position APC SC
FD3MOD-072JLAB	Single armor ribbon 72 position APC SC
FD3MOD-072JTAB	Dielectric ribbon 72 position APC SC
Note: For application with FDH 3000 only	

## Protection Modules

The 5-pin protector modules protect personnel and equipment from excessive voltages and currents. Industry standard 5-pin bases for use in central office, remote terminal, building entrance, and customer premises applications.



### Bourns

Item No.	Mfg. Part No.	Description
<b>MULTISTAGE PROTECTORS</b>		
0000159753	2410-310-G-BC	5 Pin Multistage Station Protector, Standard, Yellow Standard, Gold Plated, Balanced Capacitance
0000100339	2410-310-G-MSP	Station and Central Office Protector, Yellow. 5-Pin MSP 3-Element GDT/SS Multi-Stage
0000149901	2410-31-G-BC	5 Pin Station Protector, Standard, Black Standard, Gold Plated, Balanced Capacitance
0000012928	2410-31-G-MSP	5 Pin Station Protector, Standard, Black Standard, Gold Plated, Multi Stage Protector
0000128637	2410-31-G-MSP-S	5 Pin Station Protector, Standard, Black Standard, Gold Plated, Multi Stage Protector, Sealed
0000196068	2410-36-G-BC-S	5 Pin Station Protector, Standard, Blue Standard, Gold Plated, Balanced Capacitance, Sealed
0000084109	2410-39-G-BC	5-Pin Protection Module with Balanced Capacitance. Orange (Non-Bridgelifter) For Use on DSL Systems Requiring Balance Capacitance of $\geq 1\mu\text{F}$ .
0000016635	2410-39-G-MSP	5-Pin Protection Module. Orange with MDP-5-Pins Combine Solid State and Gas Discharge Tubes to Provide Multi-Stage Protection. Gold Plated Pin. Protection of Copper Pair Voiceband and High Speed Data Circuits
0000118502	2410-39-G-MSP-T	Protector Module 5 Pin with Test Points, MSP 3-Element GDT/SS Multi-Stage
0000106650	2410-71-G-BC	Protector Module. Balance Capacitance with No Options
0000146283	2410-73-G-BC	5 Pin Station Protector, Special Short, Red Special, Gold Plated, Balanced Capacitance
0000154377	2410-76-G-BC	5 Pin Station Protector, Special Short, Blue Standard, Gold Plated, Balanced Capacitance
<b>GAS TUBE PROTECTORS</b>		
0000211857	2420-33-G-T	R3C3EJZ 5-pin Protector 265V UL Test Points Red Case Special Service
0000168214	2420-39-G-T	5 Pin Station Protector, Standard, Orange Standard, Gold Plated, Test Points
<b>303 SERIES PROTECTORS (Corning)</b>		
0000206765	303M-11A7M0	Protector 5-Pin Solid State 240V Blue Case Gold Pins No Heat Coil No Front Test PEC Code 303M-11A7M0
0000075528	303M-11A7T0	5 Pin Solid State 300V Blue Case
0000110877	303M-11A7W0	5Pin Ssovp 300V Blue Case Tin Pins Sealed Pec
0000097653	303M-11F1T0	Protector Unit 5-Pin Solid State 300V 3 Type
0000127110	303M-11F7T0	Protector Unit 5-Pin Solid State 300V 3-Type No Heat Coil Tin Plated Pins Standard Circuitry PEC Code 303M-11F7T0. Blue
0000086251	303M-12A7GA	Module 303M-12A7GA Blue
0000086252	303M-12A7TA	Module 303M-12A7TA Blue
0000110878	303M12F1TA	Protector Unit 5-PIN SOLID STATE 300V 4TYPE
0000173340	303M-13D2G0	PEC: 303M-13D2G0 Protector 5-Pin Ground Green Gold No Heat Coil No Front Test (5A Size)

## Building Entrance - Indoor

The Emerson BEP series combine protection and distribution with a built-in splice chamber, for a single, compact, cost-effective unit designed for indoor building entrance applications. Central office pairs are connected with the following options: field splice, stub, 710 connectors, 3M® dry connectors, 66-quick-clip block, or 110-style block. Subscriber wires are connected via the following options: 66-quick-clip, RJ21, 66-quick-clip and RJ21, 110-style block, or binding posts.



### Dimensions

Pair Count	H	— Housing Dimensions — W	D
25/50/100	15.00-in. (38.10 cm) *	15.41-in. (39.14 cm)	4.7-in. (11.94 cm)

\* 100-pr. with binding posts has a 36-in. (91.44 cm) height.

NOTE: All dimensions are measured in inches, with metric conversions in parentheses.

### Ordering Matrix

<b>Housing</b>	BEP	=	Building Entrance Protector
<b>Output</b>	C	=	66 Quick-clip block
	G	=	RJ21 receptacle connector
	CG	=	66 Quick-clip block & RJ21 receptacle connector
	B	=	Binding posts
	T	=	110-style block
<b>Pair Count</b>	25	=	25-pr.
	50	=	50-pr.
	100	=	100-pr. **
<b>Input</b>	FS	=	Field Splice, 18-in. tail
	CF	=	710 connector, capless, receptacle, gel-filled, 18-in. tail, 26AWG fuselink
	MM	=	3M 4000-D dry (MS2), 18-in. tail, 26AWG fuselink
	C	=	66 Quick-clip block, 26AWG fuselink
	SC	=	24AWG cable stub
	T	=	110-style block, 26AWG fuselink
<b>Cable Full Length</b> (only if "sc" input)	6	=	6-ft.
	12	=	12-ft.
	25	=	25-ft.
	blank	=	Stubless

NOTE: To order with 5 protector modules installed, call customer service.

\*\* 100-pr. includes stacking kit

### Accessories

Catalog Number	Part Number	Description
P35980	F535980	Grommets for 1-in. diameter hole (pkg. of 20)
P47839	F547839	U-shaped grommet
P47147	F547147	Cup-sems with push nut (pkg. of 10)

### Emerson Network Power

Item No.	Mfg. Part No.	Description
7715270149	BEPC25MM	Building Entrance Protector, Indoor, 25 Pair, 3M 4005D Input, 66 Quick Clip Output
7715370149	BEPC50MM	Building Entrance Protector, Indoor, 50 Pair, 3M 4005D Input, 66 Quick Clip Output
7716070149	BEPC100C	Building Entrance Protector, Indoor, 100 Pair, 66 Quick Clip Input, 66 Quick Clip Output
7715470149	BEPC100MM	Building Entrance Protector, Indoor, 100 Pair, 3M 4005D Input, 66 Quick Clip Output
0000059393	BEPC25MMSP	Building Entrance Protector, Indoor, 25 Pair, 3M 4005D Input, 66 Quick Clip Output, Loaded with Solid State

Building Entrance - Outdoor

The NetReach™ BUP Series is an outdoor-rated, self-contained building entrance protector for indoor or outdoor applications, with no need for additional enclosures. BUP building entrance protectors provide a termination, protection, and distribution point for twenty-five, fifty, or one-hundred pairs (stackable to 300 pairs) at the subscriber premises. Potential application locations include multi-tenant dwelling complexes, hospitals, factories, shopping strip malls, schools, and campus environments.



Ordering Matrix		
Housing	BUP	= Indoor/Outdoor Building Entrance Protector
Output	S	= RLS
	B	= BT/CQF
Pair Count	25	= 25 pair
	50	= 50 pair
	100	= 100 pair
Input	FS	= Field splice - 18" wire harness bundle
	MM	= 3M 4000-D dry, (MS2)
	CF	= 710 filled, capless, receptacle
	SE6	= 6 foot, 24 AWG stub
	SE12	= 12 foot, 24 AWG stub
	SE25	= 25 foot, 24 AWG stub
Options	SKT	= Skirt compatible
	STK	= Stackable (non-stubbed units)

Emerson Network Power

Item No.	Mfg. Part No.	Description
0000205322	BUPSNG25MM	Building Entrance Protector, Indoor/Outdoor 25 Pair, 3M 4005D Input, RLS-Output
0000206752	BUPSNG50MM	Building Entrance Protector, Indoor/Outdoor 50 Pair, 3M 4005D Input, RLS-Output
0000203525	BUPSNG100MM	Building Entrance Protector, Indoor/Outdoor 100 Pair, 3M 4005D Input, RLS-Output
0000059408	BUPM25MMSP	Building Entrance Protector, Indoor/Outdoor 25 Pair, 3M 4005D Input, RLS-Output, Loaded with Solid State
0000059409	BUPM50MMSP	Building Entrance Protector, Indoor/Outdoor 50 Pair, 3M 4005D Input, RLS-Output, Loaded with Solid State



## Building Entrance - Indoor

Building entrance protectors are designed for indoor building applications.

- Accommodates industry standard 5 pin protection modules

### Circa Telecom

Item No.	Mfg. Part No.	Description
000004910	1890ECT1/NSC25	Building Entrance Protector 25-Pair; Input: 66. Output: 66 Out with Cover.
0000028472	1880ECA1-50G	Building Entrance Protector 50-Pair; Input: 110. Output: 110 Out with Splice Chamber.



Order No.	Model No.	Input	Output	Splice	Cover
<b>25-Pair Protectors</b>					
308001	1880ENA1/NSC-25	110 Connector	110 Connector		
304004	1880ECA1-25G	110 Connector	110 Connector	X	X
301002C25	1880B1-25	Cable 25' 26GA	110 Connector		
305006	1880ENP1-25G	MS2	110 Connector	X	
305307	1880ENS1-25	710	110 Connector	X	
501001C25	1890BC1-25	Cable 25' 26GA	66 Block		X
107005	1890ECT1-25	66 Block	66 Block	X	X
111009	1890ECT1/NSC-25	66 Block	66 Block		X
114012	2625QC/QC	66 Block	66 Block		
108006	1890ECM1-25	MS2	66 Block	X	X
109007	1890ECS1-25	710	66 Block	X	X
206006A15	2100SBP-25	BIX Connector	Cable 15' 24GA	X	X
<b>50-Pair Protectors</b>					
315015	1880ENA1/NSC-50	110 Connector	110 Connector		
316016	1880ECA1-50G	110 Connector	110 Connector	X	X
313014C25	1880B1-50	Cable 25' 26GA	110 Connector		
317018	1880ENP1-50G	MS2	110 Connector	X	
318019	1880ENS1-50	710	110 Connector	X	
411011C25A25	2050-50	Cable 25' 26GA	Cable 25' 24GA		X
511011C25	1890BC1-50	Cable 25' 26GA	66 Block		X
124022	1890ECM1-50	MS2	66 Block	X	X
125023	1890ECS1-50	710	66 Block	X	X
127025	1890ECT1/NSC-50	66 Block	66 Block		X
123021	1890ECT1-50	66 Block	66 Block	X	X
218028A15	2251SBP1-50	BIX Connector	Cable 15' 24GA	X	X
999992	50-Pair Cover	n/a	n/a		
<b>100-Pair Protectors</b>					
328028	1880ENA1/NSC-100	110 Connector	110 Connector		
329029	1880ECA1-100G	110 Connector	110 Connector	X	X
326027C25	1880B1-100	Cable 25' 26GA	110 Connector		
329030	1880ECP1-100G	MS2	110 Connector	X	X
329031	1880ECS1-100	710	110 Connector	X	X
416016C25A25	1900A1-100	Cable 25' 26GA	Cable 25' 24GA		
416016C01A01	1900A1-100	Cable 100' 26GA	Cable 100' 24 GA		
417018C25A25	2000-100	Cable 25' 26GA	Cable 25' 24GA		X
521021C25	1890BC1-100	Cable 25' 26GA	66 Block		X
134031	1890ECM1-100	MS2	66 Block	X	X
135032	1890ECS1-100	710	66 Block	X	X
137034	1890ECT1/NSC-100	66 Block	66 Block		X
133030	1890ECT1-100	66 Block	66 Block	X	X
132029	2200QCRJ	66 Block	66 & RJ Connector	X	X
220030A15	2211-100	BIX Connector	Cable 15' 24GA	X	X

All units are unloaded unless stated otherwise.

## Protection Modules

The 5-pin, 3 electrode protector modules are designed to provide superior transient and power fault protection for most standard telephone line applications.

- Integrated test points
- Heavy duty surge handling capability

### Circa Telecom

Item No.	Mfg. Part No.	Description
0000025845	C3B1E	5-Pin Protector, 350-Volt, Gold, UL, Black
0022148401	C4B1E	5-Pin Protector, 350-Volt, Black



## OmniReach™ FTTX Solutions Outdoor Fiber Distribution Terminal 24 (OFDT-24)

The Outdoor Fiber Distribution Terminal 24 (OFDT-24) is designed to terminate, splice and interconnect fiber optic cables in an outdoor environment. This terminal may be adapted to Fiber-to-the-Premise (FTTP) Multiple Dwelling Unit (MDU) applications and is particularly suited for garden style MDU buildings.

The OFDT-24 features a unique "swing frame" type design that separates the splicing in the rear from the patch access in the front of the swing frame. It allows for easy connector access to the rear connectors for maintenance and cleaning. This approach allows for a single door sealing method, ensuring reliability to withstand long-term outdoor conditions.

The OFDT-24 product accommodates 6, 12, or 24 living units. Distribution cable fibers are terminated on standard SC/APC adapters that are easily accessible for service connection and maintenance.



- Accommodates smaller fiber counts; 6, 12 and 24 fiber
- Eliminates need for transitional NEMA box that provides for mini-ducts
- Liquid tight fittings offer cost savings
- Aesthetic benefits to MDU building owners
- Supplied with parking, pigtails and splice tray
- Wall-mount; efficient use of wall space
- Cable termination and splicing
- Complete connector access
- Lockable 216 tool/padlock offers flexible security options
- Environmental enclosure provides heavy-duty protection from wind, dust, rain, and other contaminants
- Aluminum welded construction provides strength and resists corrosion
- Lightweight structure provides for easy installation
- Cable entrance ports seal cable at entry
- Cable management and routing limits radius and adds strain relief
- Standard stub lengths of 100, 300, 500, and 1000 feet

### Specifications

Installation Type: Outdoor

Fibers: 24

Splice Trays: 2 Trays

Cable Parts: 4 Bottom

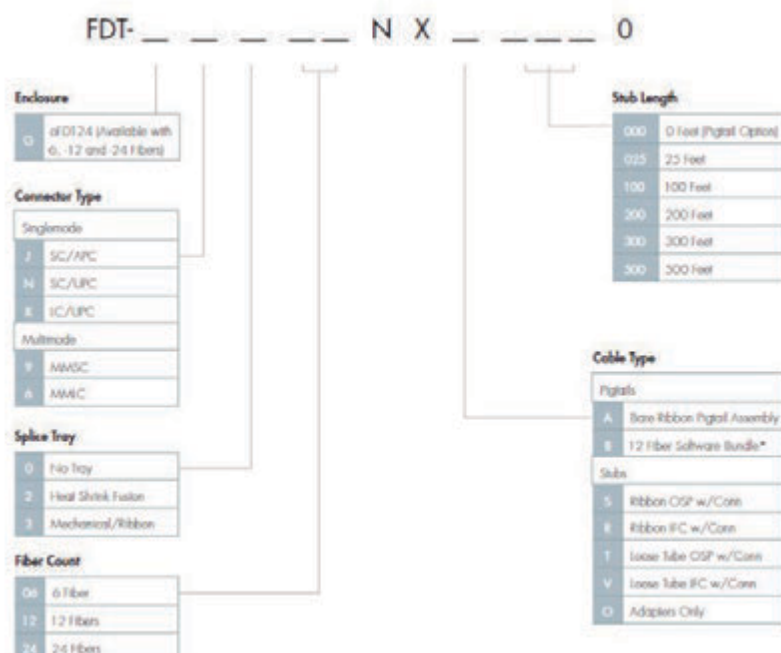
Rating: NEMA-4

Height: 13.5" (35.0 cm)

Width: 19.0" (49.0 cm)

Depth: 8.0" (20.0 cm)

### Ordering Information CommScope



## Network Interface Device (NID) - Outdoor

Corning Cable systems environmentally sealed UNI™ Series Universal Network Interface Device

(NID) features an integrated protected line module with gel-sealed Insulation Displacement Connections (IDC) and state-of-the-art surge protection designed to be fully compatible with most installed NIDs and broadband DSL networks, to reduce inventory complexity, minimize craft installation time and reduce field errors.

### Corning Cable Systems LLC

Item No.	Mfg. Part No.	Description
0000206759	UNI-3003-13D1	UNID 1-Line Universal DSL Splitter and Line Module Universal Station Protector USP-123-3 TandAction Hybrid
0000193042	UNI-3003-13U1	Network Interface Device, Universal, Equipped with 1 Line Module, TandAction, Hybrid Protector, Standard 3/8" Hex Screw Telco Security
0000193039	UNI-3003-23U1	Network Interface Device, Universal, Equipped with 2 Line Module, TandAction, Hybrid Protector, Standard 3/8" Hex Screw Telco Security
0000193040	UNI-3003-33U1	Network Interface Device, Universal, Equipped with 3 Line Module, TandAction, Hybrid Protector, Standard 3/8" Hex Screw Telco Security
0000223418	UNI-3006-11U1	UNID 6-Line Housing 1-Line Loaded ULM USP-123-1 3-Element Gas Tube
0000217271	UNI-3006-13D1	UNID 6-Line Housing 1-Line Loaded Universal DSL Splitter and Line Module Universal Station Protector USP-123-3 TandAction Hybrid
0000211666	UNI-3006-13U1	UNID 3006 1 LN Hybrid Hex
0000193043	UNI-3006-63U1	UNID 6-Line Loaded 3/8 Hex Security Gel Sealed IDC Universal Line Module USP 123-3 Protectors
0000222641	UNI-ADP-DTM	Kit DTM-IBB Adapter Kit (100/box)
0000193041	ULM-AUX-UUU1	Auxiliary Bridge Kit (Bunching Clock), Universal Line Module
0000223645	ULM-DSL-32U1	Universal DSL Splitter and Line Module USP-123-3 TandAction Hybrid ADSL/VDSL2 Data CAC-7600 Adapter
0000221384	ULM-DSL-32U2	Universal DSL Splitter and Line Module USP-123-3 TandAction Hybrid ADSL/VDSL2 Data CAC-7600 and PTD Adapter
0000223207	ULM-DSL-33U1	Universal Line Module DSL Splitter Data & Video TandAction Hybrid 7600 Adapter
0000221385	ULM-DSL-33U2	Universal DSL Splitter and Line Module USP-123-3 TandAction Hybrid ADSL/VDSL2 Video CAC-7600 and PTD Adapter
0000198385	ULM-DSL-U2U1	Universal DSL Splitter & Line Module, ADSL/VDSL2 Data, CAC-7600 Adapter
0000198528	ULM-DSL-U3U1	VDSL/ADSL Splitter for UNID
0000221386	ULM-KIT-3UU11	Kit Add-a-Line ULM USP-123-3
0000193038	ULM-KIT-3UU21	Add-a-Line Kit, Universal Line Module with TandAction Hybrid Station Protection

CORNING




## Network Interface Device (NID) - Outdoor

- Designed for outdoor single family home application
- Durable thermoplastic material with sealed gasket lid
- IP43/IK06 rating
- Integrated design includes 3M™ Fibrlok™ Splice pre-terminated to outdoor-rated bend insensitive fiber pigtail
- SC/APC connector mounted within adapter

### 3M

Item No.	Mfg. Part No.	Description
0000454268	NID-FO-1724-ATF	3M™ Fibrlok™ Network Interface Device with one fiber splice tray with one 3M™ Fibrlok™ Splice and one SC/APC pigtail
0000454269	NID-FO-1724-AT	3M™ Fiber Network Interface Device with one fiber splice tray and one SC/APC adapter



# Indoor and Outdoor NIDs

## Network Interface Device (NID) - Outdoor

Network interface device, series 7032, is available in pair counts of 1 through 100.

- Accepts all manufacturers' protection of similar design
- Allows service providers the capacity to terminate and add protected service pairs as needed
- Subscriber lockable with Telco override and subscriber friendly termination posts for safe and secure operation

### Bourns

Item No.	Mfg. Part No.	Description
0000024034	7032-12-CB0	NID 12-Pair with 12 125 EW-R Sealed Gas Tube Station Protector
0000003527	7032-12-LB0	NID 12-Pair with 12 356M Sealed 3-Pole Gas Tube Station Protector



Enclosures are manufactured of high-impact resistant, ultraviolet-desensitized, flame retardant UL listed plastic (50 and 100 pair models are 18 gauge rust resistant zinc-coated steel, with 25 pair available in both plastic and steel).

### Product Dimensions

Enclosure Size	Pair (Max.)	DSL (Max.)	Dimensions		
			High	Wide	Deep
A	06	03	279.4 (11.0)	279.4 (11.0)	101.6 (4.0)
B	12	06	444.5 (17.5)	279.4 (11.0)	127 (5.0)
C	25	12	431.8 (17.0)	406.4 (16.0)	76.2 (3.0)
D	50	25	914.4 (36.0)	482.6 (19.0)	114.3 (4.5)
E	100	50	914.4 (36.0)	508 (20.0)	177.8 (7.0)
V	25	12	469.9 (18.5)	444.5 (17.5)	139.7 (5.5)

DIMENSIONS:  $\frac{\text{MM}}{(\text{INCHES})}$

### How To Order

7032 - XX - X X X - X XX

**Model Number Designator** \_\_\_\_\_

**Number of Lines** \_\_\_\_\_  
06, 12, 25, 50, 100

**Station Protector Options** \_\_\_\_\_

D' = 455HS-MSP (2377-45-HS) Broadband Voice/Data Services  
Z' = 455HS-BC (2377-45-BC) Balance-Sensitive DSL Systems  
E = 155HS-MSP (2378-35-HS) Broadband Voice/Data Services  
Y = 155HS-BC (2378-35-BC) Balance-Sensitive DSL Systems

B = 125EW (2374-01) Sealed Gas Tube (UL, Bellcore)  
C = 125EW-R (2375-01) Sealed Gas Tube (REA, UL, CSA)  
L = 356M (2377-01) Sealed 3-Pole Gas Tube (REA, UL, CSA)  
M = J130S (2380-27-01) Solid State (UL)  
T = Tii355M  
O = No Station Protectors

**Enclosure Size and Construction** (see above table for dimensions) \_\_\_\_\_

A = 6 Pair Capacity (Plastic)  
B = 12 Pair Capacity (Plastic)  
C = 25 Pair Capacity (Steel)  
D = 50 Pair Capacity (Steel)  
E = 100 Pair Capacity (Steel)  
P = 1/2 inch Plywood-no enclosure  
V = 25 Pair Capacity (Plastic)

**Special Options** \_\_\_\_\_

O = No Options  
X = Brass Bus Bar (Bus Bar is standard on 50 and 100 Pair units. Security screws available.)

**DSL Options** \_\_\_\_\_

A\* = ADSL POTS Splitter 3610A (UL Listed)  
V\* = VDSL POTS Splitter 3630A (UL Listed)

**Number of DSL Lines** \_\_\_\_\_  
03, 06, 12, 25, 50

Note 1 = Digi. Guard To add lines, use upgrade kit: • 85003 Standard Jack

\*DSL Configuration Note: 3610A or 3630A must be ordered with option D, Z, E or Y Station Protectors.

# Indoor and Outdoor NIDs


## Network Interface Device (NID) - Outdoor

Bourn's network interface device, series 7090, provides for termination and station protection of up to 6 twisted pair or up to 3 DSL POTS splitters or combinations of both.

- Weather resistant enclosure
- Sealed switching subscriber jacks to simplify the test point are available in two and four lug versions.

### Bourns

Item No.	Mfg. Part No.	Description
0000032942	7090-01-CO	NID 6-Line Capacity with 1 125EW-R Sealed Gas Tube Protector
0000007157	7090-03-CO	NID 6-Line Capacity with 3 125EW-R Sealed Gas Tube Protector
0000060090	7090-03-LO	NID 6-Line Capacity with 3 356M Sealed Gas Tube Protector



### How To Order

Model Number Designator **7090 - XX - X X - XX**

**Number of Twisted Pair Lines**

01 = One    03 = Three    05 = Five  
02 = Two    04 = Four    06 = Six

**Station Protector Options**

D<sup>1</sup> = 455HS-MSP (2377-45-HS) Broadband Voice/Data Services  
Z<sup>1</sup> = 455HS-BC\* (2377-45-BC) Balance-Sensitive DSL Systems  
E = 155HS-MSP (2378-35-HS) Broadband Voice/Data  
Y = 155HS-BC\* (2378-35-BC) Balance-Sensitive DSL Systems

B = 125EW (2374-01) Sealed Gas Tube (UL, Bellcore)  
C = 125EW-R (2375-01) Sealed Gas Tube (REA, UL, CSA)  
L = 356M (2377-01) Sealed 3-Electrode Gas Tube (REA, UL, CSA)  
M = J130S (2380-27-01) Solid State (UL)  
T = Tii355M  
O = No Station Protectors

\*For DSL systems requiring capacitive balance ≤ 1pF

**Special Options**

B = Binding screws for Station Electronics  
G = Security Screw in Telco Cover  
H = Security Screw in Security Plate  
I = IDC Type Expansion Bridge - 4 Jacks (85122-IDC)  
T = Sealed Switching Jack 2-post (85122-T)  
**F = Sealed Switching Jack 4-post (85122-T4) Supplied with DSL**  
O = No Options (ships w/standard 85122 Switch Jack)

**DSL Options\*** (3 DSL Lines Maximum)

A1 = (1) ADSL POTS Splitter (3610A)    V1 = (1) VDSL POTS Splitter (3630A)  
A2 = (2) ADSL POTS Splitter (3610A)    V2 = (2) VDSL POTS Splitter (3630A)  
A3 = (3) ADSL POTS Splitter (3610A)    V3 = (3) VDSL POTS Splitter (3630A)

\* UL Listed

To add lines, use upgrade kits:

- 85122 Standard Jack (Not available with DSL Configurations)
- 85122-RET-1 Sealed RJ11 - 1 Line
- 85122-RET-2 Sealed RJ11 - 2 Lines

Note 1 = Digi.Guard

### \*DSL Configuration Note:

The **3610A** or **3630A** can **only** be ordered in 1, 2 or 3 line configurations and must be ordered with option **D, Z, E or Y** Station Protectors. 7090 NIDs ordered with a DSL units will include **Special Option F** (sealed 4-post switching jacks)

### Product Dimensions

High	Wide	Deep
228.6 (9.0)	215.9 (8.5)	63.5 (2.5)

DIMENSIONS:  $\frac{\text{MM}}{(\text{INCHES})}$



# Indoor and Outdoor NIDs

## AFL Network Interface Device (NID) - Outdoor

SNI-4600® is designed to meet requirements for one to six line outdoor residential NIDS. It can be equipped with six Keptel line modules and six solid state or gas tube protectors. A single or dual coax line can be installed with up to five voice line modules, both of which have common ground connection capability. The coax modules allows handoff to the subscriber coax termination using standard "F" connectors.



### AFL Telecommunications

Item No.	Mfg. Part No.	Description
0000035676	911647-00-00/SNI4600-1B-1-2-21H	NID 6-Line Capacity with 2 TII 355M Station Protectors.

### standard configurations

MODEL #	PART #
SNI-4600 - 1 - B - 1 - 1 - 21 - H	911306-00-00
SNI-4600 - 1 - B - 1 - 2 - 21 - H	911647-00-00
SNI-4600 - 1 - B - 1 - 6 - 21 - H	91627-00
SNI-4600 - 1 - B - 1 - 1 - 37 - H	DM000002
SNI-4600 - 1 - B - 1 - 2 - 37 - H	911226-00-00
SNI-4600 - 1 - B - 1 - 6 - 37 - H	911142-00

### custom order matrix (consult customer service for availability)

Basic unit	Line Module Security	Subscriber Termination	Type of Electronics	Number of Lines Equipped	Lightning Protection	Telco Cover Fastener	Optional Features
SNI-4600	1 = Without individual subscriber security covers 2 = With individual subscriber security covers	A = 2 Screw, 2 Wire, RJ-11 Interface B = 4 Screw, 2 Wire, RJ-11 Interface (Green and Red electrically active) C = 6 screw, 2 wire, Bridging Module D = 4 screw, 4 wire, RJ-14 Interface (Green, Yellow, Red and Black are electrically active) F = 2 screw, 8 position, 2 Wire Interface (Special Services) T = Sealed RJ-11 ETO "Jumping Jack" (n/a with C, D or F termination above)	1 = Interface Module only 2 = Half Ringer Equivalence 4 = RFI Filter (Radio Frequency Interference)	1 = 1 (Up to 6)	11 = Tii 355L 12 = Tii 356L 21 = Tii 355M 22 = Tii 356M1 37 = Joslyn 125EW 43 = Tii 126L1 65 = Lucent 25 68 = Tii MSP-350L 70 = Amp Quietfront I 71 = Amp Quietfront II	H = 3/8" Hex Head Screw S = Pin-In-Hex Security Screw (for use with KS-19192 tool)	CLM-5-1 = Single Line Coax Demarcation Module CLM-5-2 = Dual Line Coax Demarcation Module

EXAMPLE: SNI-4600 - 1 - BT - 2 - 3 - 43 - H - CLM-5-1

This model number indicates that the following has been ordered:

SNI-4600 housing, supplied without individual subscriber security covers, line module includes: 4 screws, 2 wire RJ-11 interface and a sealed RJ-11 ETO "Jumping Jack", Half Ringer equivalence, three line capacity, Tii 126L1 lightning protection, 3/8" Hex Head screw for telco cover fastener, optional single line coax demarcation module.

## Indoor and Outdoor NIDs

### Tii Technologies Network Interface Device (NID) - Outdoor

The series 3600 broadband outdoor NID has a versatile heavy-duty six-pair housing and accommodates a variety of coaxial and twisted pair drop combinations.

#### Tii Technologies

Item No.	Mfg. Part No.	Description
0000092010	3611H-07-1S00	NID 6-Line Capacity with 1 355M Station Protector
0000094977	3611H-07-1S01	NID 6-Line with 1 355M Station Protector with 1/2 Ringer



## MODEL NUMBER MATRIX

361XX	XX			XXXX			X
Rear Entry	No. of Station Protectors	Security Screw	Station Protector	Customer Bridge Module			Coax Service Module Type
				No. of CBMs	Wiring Type	Electronics	
1=w/Rear Wire Entry Grommets	0=None	H=Hex Head	01=356L	0=None	0=None	00=None	0=None
	1=One	P=Pin-In-Head	03=356M1	1=One	S=Insulated Screws	01=1/2 Ringer	1=Straight Thru
	2=Two		05=355L	2=Two	I=IDC Terminations	08=RFI Filter	2=Protected
	3=Three		07=355M	3=Three		01/08=Combination	
	4=Four		15=126M	4=Four		1/2 Ringer & RFI	
	5=Five		17=126L1	5=Five		Filter	
	6=Six		19=126S02	6=Six			
			31=385				
			49=126L3				
			50=355MT				
			51=127M				
			52=372-S				
			53=356M2				
			54=356M3				
			70=AD-01W				
			71=AD-01W-FS				
			72=AD-02W-FS				
			73=AD-M2-W-FS				
			76=AD-03W-FS				

Refer to the respective data sheets for descriptions and specifications of the TII TFS® Totel Failsafe® Protector modules.

NOTE: The TII 3600 BNID has been designed to accommodate a maximum combined quantity of six Customer Bridge and Coax Service Modules using RG-6 cable.

## Indoor and Outdoor NIDs

### Tii Technologies Network Interface Device (NID) - Outdoor

Series 3700 three-line broadband outdoor NID accommodates a variety of coaxial and twisted pair drop combinations.



#### Tii Technologies

Item No.	Mfg. Part No.	Description
0000112608	3713H-07-3S01	NID 3-Line with 3 TII 355M Station Protector with 1/2 Ringer

### MODEL NUMBER MATRIX

371XX		XX		XXXX			X
Rear Entry	No. of Station Protectors	Security Screw	Station Protector	Customer Bridge Module			Coax Service Module Type
				No. of CBMs	Wiring Type	Electronics	
1=w/Rear	0=None	H=Hex Head	01=356L	0=None	0=None	00=None	0=None
Wire Entry	1=One	P=Pin-In-Head	03=356M1	1=One	S=Insulated Screws	01=1/2 Ringer	1=Straight Thru
Grommets	2=Two		05=355L	2=Two	I=IDC Terminations	08=RFI Filter	2=Protected
	3=Three		07=355M	3=Three		01/08=Combination	
			15=126M			1/2 Ringer & RFI Filter	
			17=126L1				
			19=126S02				
			31=385				
			49=126L3				
			50=355MT				
			51=127M				
			52=372-S				
			53=356M2				
			54=356M3				
			70=AD-01W				
			71=AD-01W-FS				
			72=AD-02W-FS				
			73=AD-M2-W-FS				
			76=AD-03W-FS				

NOTE: The TII 3700 BNID has been designed to accommodate a maximum combined quantity of three Customer Bridge and Coax Service Modules using RG-6 cable.

Refer to the respective data sheets for descriptions and specifications of the TII TFS® Total Failsafe® Protector modules.

## Indoor and Outdoor NIDs

### Emerson Network Interface Device (NID) - Indoor

Network interface devices, 25, 50 and 100 pair are fully loaded with solid state protection.

#### Emerson Network Power

Item No.	Mfg. Part No.	Description
0000059387	BEN25LMMSP	NID 25 Pair - Indoor. Input: 4005D. Output: Demarcation Binding Post. Fully Loaded with Solid State Protection.
0000059388	BEN50LMMSP	NID 50 Pair - Indoor. Input: 4005D. Output: Demarcation Binding Post. Fully Loaded with Solid State Protection.



### NID Accessories

The module is entirely self contained and consists of a TII maximum duty three-electrode gas tube surge arrestor, a failshort mechanism, and a backup airgap.

#### Tii Technologies

Item No.	Mfg. Part No.	Description
5610350358	355M	355M Station Protector 3-Element Gas Module 1-Pair REA
5615060358	356M1	356M1 Protector Gas Module Heavy Duty 1-Pair REA



### ADSL2+ Master POTS Splitter for Customer Premise (NID Mount)

The Wilcom PS-11 I2 ADSL2+ POTS Splitter is a passive low-pass filter designed to provide POTS service in concert with ADSL technology. The device blocks high frequency energy from interfering with POTS equipment. The PS-11 I2 employs a low-pass filter for standard voice-grade lines.

The PS-11 I2 Mounts inside the the Network Interface Device and is compatible with ADSL coding schemes. It also features full Bandwidth Allocation as compared to a micro-filter and is compatible with with all ADSL coding schemes.

#### Wilcom

Item No.	Mfg. Part No.	Description
0000008790	PS-11-I2	ADSL2+ CPE POTS Splitter for NID Box Mounting



## Indoor and Outdoor NIDs

### VDLS2+ Master POTS Splitter for Customer Premise (NID Mount)

The Wilcom PS-32 VDSL2/ADSL2+ POTS Splitter is compatible with all ADSL2+ and VDSL2 Coding schemes. It is fully compliant with the requirements of ANSIT1.413-1998 Annex E; ITU-T G.9921, G992.2 Annex E2 Type 2 (North America) G992.5 (ADSL2) & G993.2(VDSL).

The PS-32 DSL Master Splitter has convenient screw type terminals for flexible wiring schemes and mounts inside the Network Interface Device.

#### Wilcom

Item No.	Mfg. Part No.	Description
0000185630	PS-32	POTS Splitter VDSL2/ ADSL2+ Master CPE POTS Splitter for NID Box Mounting



### ADLS2+ Master POTS Splitter for Customer Premise (NID Mount)

The Wilcom PS-15 ADSL2+ Wall mount POTS Splitter is a passive lowpass filter designed to provide POTS service in concert with ADSL technology. The device blocks high frequency (20kHz-1MHz) energy from interfering with POTS equipment. It is compatible with ADSL coding schemes. It is fully compliant with the requirements of ANSIT1.413-1998 Annex E; ITU-T G.9921, G992.2 Annex E2 Type 2 (North America) G992.5 (ADSL2) & G993.2(VDSL).

The PS-15 I3S ADSL Master POTS Splitter has both RJ jacks and screw type terminals for flexible wiring schemes. The low pass filter circuitry is for continuous phone service in the event of an AC power failure. It is easily wall mounted and can be screwed into place or two-sided adhesive tape can be used.

#### Wilcom

Item No.	Mfg. Part No.	Description
0000034386	PS-15-I3S	POTS Splitter ADSL2+ Wall-Mount for Customer Premise



### VDLS2+ Master POTS Splitter for Customer Premise (NID Mount)

The Wilcom PS-36 ADSL2+ POTS Splitter is a passive lowpass filter designed to provide POTS service in concert with ADSL technology. The device blocks high frequency (20kHz-30MHz) energy from interfering with POTS equipment. It is compatible with ADSL coding schemes. It is fully compliant with the requirements of ANSIT1.413-1998 Annex E; ITU-T G.9921, G992.2 Annex E2 Type 2 (North America) G992.5 (ADSL2) & G993.2(VDSL).

The unique design of the PS-36 also addresses specific concerns during difficult ringing and ring-trip conditions. It has both RJ jacks and screw type terminals for flexible wiring schemes. The compact DSL Master splitter can be screwed into place or two-sided adhesive tape can be used for mounting the unit to the desired location. It supports connections to 34 MHz for the full 4096 subcarriers and data speeds of 200 Mbps.

#### Wilcom

Item No.	Mfg. Part No.	Description
0000175649	PS-36	POTS Splitter VDSL2 for Customer Premise





# Station Protection

## Station Protection

The 325-1M consists of a mounting base, protector module, grommet and fitted cover with nylon fastening nut. A second module may be added to upgrade to two pair.

- Molded of tough flame retardant plastic material
- 3-5/8-inch x 3-inch x 2-3/8-inch

### Tii Technologies

Item No.	Mfg. Part No.	Description
5610340358	325-1M	Station Protector Housing 1 PR W/1 355 Module
5610350358	355 M	Second Pair or Replacement, 3-Element Gas Module



## Station Protection

The station protector consists of basic components of the TII station protectors and surge protector modules. The 349 heavy duty 3-electrode gas tube protector utilizes the 356 in a two pair housing.

- Single ground connection
- Easily mountable
- 7-5/8-inch x 3-1/4-inch x 3-3/16-inch
- Quick access to connection hardware

### Tii Technologies

Item No.	Mfg. Part No.	Description
5615050358	349-1MG	Station Protector Housing 1 Pair W/1 356 Module



# Repeater Protector

## Repeater Protector

Protector circuit boards provide lightning and surge protection for T-1 repeaters.

- Proven gas tube protection for every line case
- Inserts easily into existing repeater housings
- Packaged with replacement screws just in

### PREMIER

Item No.	Mfg. Part No.	Description
0000013139	PT-RP400-9 PIN	Gas Repeater Protector



# Remote Powering Over Twisted Pairs

At the Upstream end DC Voltage is converted from -48V to a higher voltage level as per UL60950-21. The higher voltage is transmitted over copper pairs. At the Downstream end Incoming voltage at the remote end is converted to the appropriate set point.

## Lineage Power

Ideally suited for either central office or outdoor cabinets, the CPS3200U is upstream telephony power for video, providing power-limited  $\pm 190V$  or  $-190V$  for remote powering of triple-play electronics at the serving area interface (SAI) with up to 32 power-limited 100VA circuits per shelf. Multi-shelf configurations are available. The two-circuits per card layout makes provisioning simple and matches the CPS2500D. Craft safety is enhanced by providing current limit and ground fault safety circuitry on the same power unit that boosts the 48V power to  $\pm 190V$ . Both front access and rear access versions are available, configured for convenient installation and service. The 2 RU high CPS3200 Converter shelf also provides a pair of redundant -48 V input A & B feeds (right side) and a pair of 50-pin RJ21 connectors for the 32  $\pm 190V$  outputs, in a totally front access, field installable package. The rear-access version provides 38 power limited circuits per shelf.

- 32  $\pm 190Vdc$  100VA limited output circuits
- Wide operating temperature range ( $-40^{\circ}C$  to  $+75^{\circ}C$ )
- Output short circuit, overload, overvoltage and undervoltage shutdown circuits
- Inrush protected, hot swappable cards
- Front panel status and diagnostic LEDs per circuit
- Total Front Access
- High Density
- Vertical Airflow
- Easy growth at the shelf and frame level
- Redundant -48 Vdc inputs
- Single channel failure group
- Dual channel replacement group
- Optional Ethernet/TCP-IP access
- Major and Minor Form C relay alarms
- 3.5" (2RU) H, 12" D, 21.5" W shelf fits any application
- Shelf portioned into two sections to limit L2 current drain to existing BDFB standards
- No exposure of unprotected  $\pm 190Vdc$
- Outputs on AMP-Champ RJ21 connectors
- Optional fan shelf, houses Ethernet interface card



CPS3200U

## Lineage Power

Excellent as part of a system for powering fiber bandwidth service equipment over twisted pairs, the CPS2500D is used at the downstream end Serving Area Interface (Cross-Connect cabinet). This 1300W Output Converter System provides bulk -48V from power-limited  $\pm 190V$  and consists of up to ten power units in a shelf. Each power unit has two dc-dc circuits providing a total of 20 input channels. The LED interface on the front of each power unit helps people quickly diagnose and resolve network issues. Each shelf is equipped with a Power Major and a Power Minor form-C alarm relay.

- Twenty 100 VA Input Channels
- Wide operating temperature range ( $-40$  to  $+75^{\circ}C$ )
- Intuitive front panel power and alarm status LEDs
- Two form-C power alarm relays
- Fully modular with no wiring to converter units
- Input current limit circuit prevents overloading of upstream source



CPS2500D

## Generonix

### SureReach 2000 - Line Power Solutions for FTTP and Video Deployments

Telco-quality DC to DC converters packaged for easy outdoor installation to power ONTs, video signal Amplifiers, mini base stations, cell sites, security hardware, mini DSLAMs, and other equipment; designed for Network Line Power over twisted pair.

- RUS listed
- Input power options from 12 to  $\pm 190VDC$
- Output power to 50 watts with options for 12, 24, 48 VDC
- Sliding cover with tamper proof enclosure and grommet cable entry
- Standard part numbers (call for custom units):
  - SR2-12190  $\pm 190$  to 12 VDC always on
  - SR2-48190  $\pm 190$  to 48 VDC always on
  - SR2-12190S  $\pm 190$  to 12 VDC auto switching
  - SR2-4824  $\pm 48$  to 24 VDC always on
  - SR2-4848  $\pm 48$  to 48 VDC always on
- Alarm and transient voltage handling for ONTs
- Network Line Power "always on," or option for "auto switching" to local AC power



SureReach 2000

# Uninterruptible Power Supplies

## Cyber Power Uninterruptible Power Supplies from PREMIER®



### PREMIER

Item No.	Mfg. Part No.	Type	Description	Size	Plug	Ground
0000387817	CSN27U12V-NA2	Indoor	CyberShield DC Power Supply	12V 24W 7.2AH	2-prong	Floating Ground
0000366131	CSN27U12V-NA3	Indoor	CyberShield DC Power Supply	12V 24W 7.2AH	3-prong	Floating Ground
0000366132	CSN27U12V-NA3-G	Indoor	CyberShield DC Power Supply	12V 24W 7.2AH	3-prong	Earth Ground
0000172747	CS30U12V-20	Indoor	CyberShield DC Power Supply	12V 30W 20AH	2-prong	Floating Ground
0000196242	CS75A12V3	Indoor	CyberShield DC Power Supply	12V 75W 20AH	3-prong	Floating Ground
0000172742	CS16U48V-8	Indoor	CyberShield DC Power Supply	48V 16W 8AH	2-prong	Floating Ground
0000160649	CS50U48V	Indoor	CyberShield DC Power Supply	48V 50W 20AH	2-prong	Floating Ground
0000172743	CS20A-EBP	Indoor	CyberShield DC Power Supply	20AH Battery Pack		
0000436114	DTC36U12V-NA3	Desktop	CyberShield DC Power Supply	12V 36W 7.2AH	3-prong	Floating Ground
0000436115	DTC36U12V-NA3-G	Desktop	CyberShield DC Power Supply	12V 36W 7.2AH	3-prong	Earth Ground
0000160648	CS24C12V2-E	Outdoor	CyberShield DC Power Supply	12V 24W 7.2AH	2-prong	Floating Ground
0000366124	CS150U48V3	Outdoor	CyberShield DC Power Supply	48V 150W 8x7.2AH	3-prong	Floating Ground
0000366125	CS150-BHK	Outdoor	Optional Battery Heater Kit for CS150U48V3			
0000146379	92151A.38.17	Power Wire	7-conductor power wire beige CMX rated jacket on a 500ft. reel. Used to connect ONT to Power Supply. Wire consists of two stranded 16AWG wires (red & black) and five tinned copper 24AWG wires (blue, green, orange, brown, & gray)			
0000404165	CSTII1000	Power Wire	7-conductor power wire, black, CMX rated jacket on a 1000ft. reel. Connects ONT to power supply. Wire consists of two 16 AWG stranded, five 24AWG stranded wires.			
0000156503	92282.38.10	Power Wire	8-conductor power wire beige CMX rated jacket on a 500ft. reel. Used to connect ONT to Power Supply. Wire consists of two stranded 12AWG wires (red & black) and six stranded 24AWG wires (3 pairs blue/white, orange/white, green/white).			
0000192632	N32-203500	Connector	7 position connector for connecting power wire to CyberPower 12 Volt FTTH Battery Backup Units			

## Replacement Batteries for UPS

### Replacement Batteries for Uninterruptible Power Supplies

Ritar, established in 2002, produces a full line of Valve Regulated Lead Acid (VRLA) Absorbed Glass Mat (AGM) batteries. Ritar's ISO 9001 certified advance manufacturing practices and processes ensure high quality and reliable products time after time.



### PREMIER

#### Fiber to the Home Series - Ritar RT Series

Item No.	Mfg. Part No.	Description	Master Carton Qty	Pallet
0000439475	RT1270	VRLA Battery, 12V, AGM, Top Terminal, 7Ah, Non-Hazmat, Ritar General Purpose	8	360
0000439476	RT1280	VRLA Battery, 12V, AGM, Top Terminal, 8Ah, Non-Hazmat, Ritar General Purpose	8	288
0000439477	RT1290	VRLA Battery, 12V, AGM, Top Terminal, 9Ah, 36WPC, Non-Hazmat, Ritar High Rate	8	288

# Power Install Screw Anchors

## Anchors - Tough One Helix Assemblies

Tough One anchors give users high-strength anchor capability in all soils. You get a better anchor at an economical price. With Tough One anchors, there's little concern about anchor breakage when encountering hard soils.

- Anchor's sloped lead point improves penetration and helps soil from below the hub to above the anchor
- Tough One anchors use standard PISA rods
- If soil conditions require installations above 10,000 feet-lbs., you will need our Tough One wrench system consisting of drive-end assembly, Kelly bar adapter and locking dog assembly. The high-strength system will also install PISA 6 and 7 anchors

### Hubbell Power Systems (AB Chance)

Item No.	Mfg. Part No.	Description
0000376985	C102-5204	Anchor Tough One for 3/4-Inch or 1-Inch Power Installed Screw Anchor Rod 8-Inch Helix Diameter 8,000 Ft-Lbs Torque Rating
7270760043	C102-5205	Anchor Tough One for 3/4-Inch or 1-Inch Power Installed Screw Anchor Rod 10-Inch Helix Diameter 8000 Ft-Lbs Torque Rating
7270730043	C102-5206	Anchor Tough One for 3/4-Inch or 1-Inch Power Installed Screw Anchor Rod 12-Inch Helix Diameter 8,000 Ft-Lbs Torque Rating
0056930043	C102-5200	Anchor Tough One for 3/4 or 1-Inch Power Installed Screw Anchor Rod 8-Inch Helix Diameter 10,000 Ft-Lbs Torque Rating
3040100043	C102-5201	Anchor Tough One for 3/4 or 1-Inch Power Installed Screw Anchor Rod 10-Inch Helix Diameter 10,000 Ft-Lbs Torque Rating
7270740043	C102-5202	Anchor Tough One for 3/4-Inch or 1-Inch Power Installed Screw Anchor Rod 12-Inch Helix Diameter 10,000 Ft-Lbs Torque Rating



## Power Installed Screw Anchors (PISA) and Accessories

Chance standard-strength 4,000 foot-pound anchors and mid-strength 6,000 foot-pound anchors have curvilinear leading edges to help penetrate rocky soils and to reduce damage during installation. Code "CS" stamped into core identifies standard-strength series. Code "CM" stamped into core identifies mid-strength anchors. PISA installation takes about 10 minutes with two workers.

- These anchors are available in single and twin-helix designs
- The same installing wrench installs standard and mid-strength anchors as well as Tough One® series anchors

### Hubbell Power Systems (AB Chance)

Item No.	Mfg. Part No.	Description
7273090043	E102-0819	Anchor PISA 6 Power Installed Screw Anchor for 3/4-Inch or 1-Inch Rod 8-Inch Helix 6000 Ft-Lbs Torque Rating
7270050043	E102-0820	Anchor PISA 6 Power Installed Screw Anchor for 3/4-Inch or 1-Inch Rod 10-Inch Helix 6000 Ft-Lbs Torque Rating
7273080043	E102-0821	Anchor PISA 6 Power Installed Screw Anchor for 3/4-Inch or 1-Inch Rod 12-Inch Helix 6000 Ft-Lbs Torque Rating



## PISA Anchor Rods, Eyenuts and Combinations

These accessories can be used with any PISA anchors.

- Hot dipped galvanized
- Additional sizes available

### Hubbell Power Systems (AB Chance)

Item No.	Mfg. Part No.	Description
7273010043	12632P	Rod Anchor Power Installed Screw Anchor 3/4"x 7-Ft RUS Galvanized
7273020043	12334P	Rod Anchor Power Installed Screw Anchor 1"x7-Ft Galvanized
7270180043	E102-0044	Rod Anchor & Eyenut Combination PISA 3/4"x7-Ft w/ Twineye Nut Galvanized
7270240043	E102-0052	Rod Anchor and Eyenut Combination PISA 3/4"x7-Ft w/ Tripleye Nut Galvanized
7270570043	E102-0053	Rod Anchor and Eyenut Combination PISA 1"x7-Ft w/ Tripleye Galvanized
7242550043	6512	Eyenut Anchor Power Installed Screw Anchor Thimbleye for 3/4" or 1" Rod RUS Galvanized
7272180043	6562	Eyenut Anchor Power Installed Screw Anchor Twineye for 3/4" or 1" Rod Galvanized
3040070043	12585	Eyenut Anchor Power Installed Screw Anchor Tripleye for 3/4" or 1" Rod Galvanized



# Power Install Screw Anchors Install Tools

## PISA Anchor Installing Tools

The wrench transmits the torque from the Kelly bar of the digger to the hub of the power-installed screw anchor so that the anchor rod need be only large enough in diameter to support the guy load.

The locking dog assembly has six 1/2-inch holes on 5-1/4-inch bolt circle and includes six 1/2-inch grade 5 bolts, nuts and lock washers.



### Hubbell Power Systems (AB Chance)

Item No.	Mfg. Part No.	Description
5375620043	C102-1583	Wrench Drive Anchor 1-3/8-Inch x 7-Feet 10,000Lbs Max Torque Rating Fits Standard Lock Dog Assembly C303-0069HD Orange End
	C303-0069HD	Assembly Standard Locking Dog Complete Anchor Wrench up to 10,000 Ft-Lbs Torque Rating

## Expanding Anchors

### BUST-CLEAN™ Expanding Anchors

Chance 8-way expanding anchors expand to take the full advantage of the available area. All eight blades wedge into undisturbed earth. There is no wasted space between blades.

This anchor should be installed in relatively dry and solid soils. The effectiveness of the anchor is dependent upon the thoroughness of backfill tamping.

- Four different sizes are available with holding capacity as high as 40,000 pounds. Add suffix "G" for galvanized.

### Hubbell Power Systems (AB Chance)

Item No.	Mfg. Part No.	Description
7270090043	88135	Anchor BUST-CLEAN Expanding for 5/8-Inch or 3/4-Inch Rod with 8-Inch Hole RUS
7270030043	1082	Anchor BUST-CLEAN Expanding for 1-Inch Rod with 10-Inch Hole RUS
7270040043	1283	Anchor BUST-CLEAN Expanding for 3/4-Inch Rod with 10-Inch Hole RUS



Hubbell Closed BUST-CLEAN Anchor

## Cross-Plate Anchors

Cross-Plate anchors are installed in a diagonal bored hole which is undercut so the anchor is at right angles to the guy. A rod trench is either cut with a trenching tool or drilled with a small power auger. Both anchor and rod trench should be refilled and tamped.

The Cross-Plate anchor is made for the installation in holes drilled by power diggers. Because the size of the hole does not affect holding capacity, the hole can be dug by the same auger that is used to dig the pole holes on transmission projects.

- Order rods separately



### Hubbell Power Systems (AB Chance)

Item No.	Mfg. Part No.	Description
	X20	Anchor Cross-Plate for 20-Inch Hole for 5/8-Inch or 3/4-Inch Rod Clear Coat
5131540043	X24-34	Anchor Cross-Plate for 24-Inch Hole for 5/8-Inch or 3/4-Inch Rod Clear Coat



# Expanding Anchors

## Anchors Rods Galvanized

Available for one, two, or three guys for use with expanding, cone, and cross-plate anchors. The Thimbleye®, Twineye® and Tripleye® distribute pulling stresses uniformly over individual strands of guy wire and keep the guy wire from spreading, kinking or bending. The drop-forged eye of each anchor rod is stronger than the rod itself.

- Nuts included
- Each rod is threaded 3-1/2-inch minimum length
- Rod length and diameter are stamped below the eye of each rod eye



### Hubbell Power Systems (AB Chance)

Item No.	Mfg. Part No.	Description
7271040043	5315	Rod Anchor 5/8-Inch x 5-Feet Thimbleye Galvanized
7271520043	5316	Rod Anchor 5/8-Inch x 6-Feet Thimbleye NEMA and RUS Approved Galvanized
7271050043	5317	Rod Anchor 5/8-Inch x 7-Feet Thimbleye NEMA and RUS Approved Galvanized
7271650043	5348	Rod Anchor 5/8-Inch x 8-Feet Twineye NEMA and RUS Approved Galvanized
7270580043	5357	Rod Anchor 3/4-Inch x 7-Feet Twineye NEMA Galvanized
0000376987	5358	Rod Anchor 3/4-Inch x 8-Feet Twineye NEMA and RUS Approved Galvanized
7271620043	5370	Rod Anchor 1-Inch x 10-Feet Twineye NEMA and RUS Approved Galvanized
0000379614	7558	Rod Anchor 3/4-Inch x 8-Feet Tripleye Galvanized
7272050043	7568	Rod Anchor 1-Inch x 8-Feet Tripleye Galvanized
7272060043	7570	Rod Anchor 1-Inch x 10-Feet Tripleye Galvanized
7272070043	7574	Rod Anchor 1-1/4-Inch x 10-Feet Tripleye Galvanized

## Expanding Rock Anchors

The Chance expanding rock anchor is a big time, labor, and money saver. In most cases, there is no need to mix concrete, melt lead, or carry extra, bulky equipment to the job. Generally, the cost of installing the expanding rock anchor is about 35% less than the old-fashioned grouting method.

- Expands and wedges against solid walls of rock
- Malleable iron, dipped in rust-resisting black paint
- Installation is quick and simple
- Bore the hole with hand or power drill with hole 1/8th-inch larger than the diameter of the unexpanded anchor
- Drop the anchor in the hole and put a bar through the large eye of the anchor rod
- Turn the rod until the anchor is firmly expanded against the sides of the hole

### Hubbell Power Systems (AB Chance)

Item No.	Mfg. Part No.	Description
7270390043	R330	Anchor Rock Expanding 1-3/4-Inch x 30-Inch Tripleye RUS Galvanized
7270350043	R353	Anchor Rock Expanding 1-3/4-Inch x 53-Inch Tripleye RUS Galvanized
3040310043	R360	Anchor Rock Expanding 1-3/4-Inch x 60-Inch Tripleye Galvanized
7270930043	R372	Anchor Rock Expanding 1-3/4-Inch x 72-Inch Tripleye Galvanized
7270610043	R130L	Anchor Rock Expanding 2-1/4-Inch x 30-Inch Tripleye Galvanized
7270650043	R153L	Anchor Rock Expanding 2-1/4-Inch x 53-Inch Tripleye Galvanized
7270660043	R172L	Anchor Rock Expanding 2-1/4-Inch x 72-Inch Tripleye Galvanized



Hubbell Rock Anchor, Complete with Rods

# No Wrench Screw Anchors

## No Wrench Screw Anchor

No wrench screw anchors can be installed to a greater depth to reach a firmer soil by using a 6-foot extension rod with forged coupling and a forged Tripleye, catalog number 402. Maximum installing torque is 2300 foot-lbs. for 1-1/4-inch diameter rod.

Hubbell no wrench screw anchors may be installed by hand or machine. The Thimbleye or Tripleye on the rod has a large opening to admit a turning bar for screwing the anchor down. The eye will also fit into an adapter available from most hole-boring machine manufacturers so the anchor may be power-installed. The no wrench screw anchor consists of a drop-forged steel Thimbleye or Tripleye rod welded to a steel helix.

- Entire anchor is hot-dip galvanized for long resistance to rust
- Typical working torque: 3/4-inch rod 400-feet-lbs., 1-inch rod 1000-feet-lbs., 1-1/4-inch rod 2300-feet-lbs

### Hubbell Power Systems (AB Chance)

Item No.	Mfg. Part No.	Description
7247560043	6346	Anchor No Wrench 6-Inch Helix 3/4-Inch x 66-Inch Rod Tripleye 400 Ft-Lbs Torque Rating Galvanized
7270110043	PS816	Anchor No Wrench 8-Inch Helix 1-Inch x 66-Inch Rod Tripleye 1000 Ft-Lbs Torque Rating Galvanized
7270120043	10146	Anchor No Wrench 10-Inch Helix 1-1/4-Inch x 66-Inch Rod Tripleye 2300 Ft-Lbs Torque Rating Galvanized
7270130043	10148	Anchor No Wrench 10-Inch Helix 1-1/4-Inch x 96-Inch Rod Tripleye 2300 Ft-Lbs Torque Rating Galvanized



Hubbell No Wrench  
Screw Anchor

# Corrosion Resistant Anchors

## Corrosion-Resistant Anchors

The corrosion-resistant disc anchor is designed for low resistivity, alkaline and acidic soils with electrolite combinations. The anchor eye is forged directly to the rod, so the eye is an integral part of the anchor. The anchor's flanged cap nut is forged. It's large and heavy for greater protection. The heatshrink sleeve over the galvanized anchor rod helps prevent moisture from going down the rod. The insulating washer is fiberglass-reinforced thermoset material for better load-bearing properties compared to thermoform materials.

### Hubbell Power Systems (AB Chance)

Item No.	Mfg. Part No.	Description
0000415646	C102-2008	Anchor Disk Corrosion Resistant for 3/4-Inch Rod 16-Inch Hole
0363360043	C102-2050	Anchor Disk Corrosion Resistant for 1-Inch Rod 24-Inch Hole



## Protected Corrosion-Resistant Anchor Rod

This rod includes fiber-reinforced washer and heavy-forged cap nut. The nut is attached to the rod. The washer is shipped separately in a box. The galvanized rod meets NEMA specifications PH2 plus has asphalt coating, polyethylene tube and heat shrink collar.

### Hubbell Power Systems (AB Chance)

Item No.	Mfg. Part No.	Description
0363430043	C200-0064	Anchor Rod Protected Corrosion Resistant 1-Inch x 10-Feet Tripleye Galvanized



# Cable Guards

## Cable Guards - Metal

Galvanized cable guards are used to protect power and telephone cable at riser installations. They are available flanged and non-flanged. Flanged are also available in galvanized painted green.

### Emerson Network Power

Item No.	Mfg. Part No.	Description
7211310149	UP1258G	Cable Guard 1.25-Inch x 8-Feet Flanged Green
7211320149	UP2258G	Cable Guard 2.25-Inch x 8-Feet Flanged Green
7211330149	UP3758G	Cable Guard 3.75-Inch x 8-Feet Flanged Green
7200950149	UP758G	Cable Guard 0.75-Inch x 8-Feet Flanged Green
7211570149	UP1258HD	Cable Guard 1.25-Inch x 8-Feet Flanged



## Cable Guards - Non-Metallic

- Gray hi-density polyethylene
- Flanged

### PREMIER

Item No.	Mfg. Part No.	Description
0000396905	PT-PCGF-1-5	Cable Guard 1-Inch x 5-Feet with bell end
0000177426	PE1UG8	Cable Guard 1-Inch x 8-Feet with bell end
0000396906	PT-PCGF-2-5	Cable Guard 2-Inch x 5-Feet with bell end
7200107500	PT-PCGF-2-8	Cable Guard 2-Inch x 8-Feet with bell end
0000396907	PT-PCGF-3-8	Cable Guard 3-Inch x 8-Feet with bell end
7203277500	PT-PCGF-3-10	Cable Guard 3-Inch x 10-Feet with bell end
7200307500	PT-PCGF-4-8	Cable Guard 4-Inch x 8-Feet with bell end
0000469385	PT-PCGF-5-18	Cable Guard 5-Inch x 8-Feet with bell end
7203287500	PT-PCGF-5-10	Cable Guard 5-Inch x 10-Feet with bell end



## Cable Guards and Straps

Cable guards and straps protect telephone and power lines where circuits lead from underground to overhead.

### Hubbell Power Systems (AB Chance)

Item No.	Mfg. Part No.	Description
7200260043	400-314-316	Cable U Guard 3/4-Inch x 8-Feet
7217260043	400-314-324	Cable U Guard 1-Inch x 5-Feet
7200290043	653112	Cable U Guard 1-Inch x 8-Feet RUS
7200310043	6533	Cable U Guard 2-Inch x 8-Feet RUS
0000372737	6534T	Cable U Guard 3-Inch x 5-Feet
7215370043	6535	Cable U Guard 3-Inch x 8-Feet
7200330043	400-314-407	Cable U Guard 4-Inch x 8-Feet
7212220043	400-314-753	Cable Strap U Guard 1-Inch
7216780043	6539	Cable Strap U Guard 2-Inch
7216980043	6540	Cable Strap U Guard 3-Inch
7212260043	400-314-795	Cable Strap U Guard 4-Inch
7212230043	400-314-092	Cable Strap U Guard 3/4-Inch
7200220043	400-314-811	Strap Reinforcing Type S
7200530043	400-302-402	Strap Wall Galvanized



## Cable Racks and Hooks

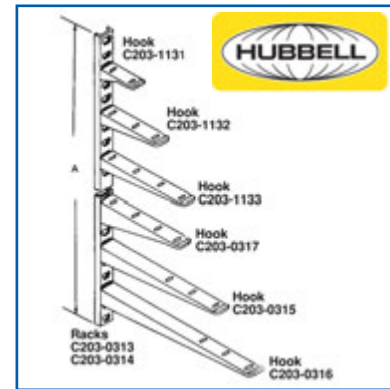
### Cable Racks and Hooks

Hot dip galvanized racks have hook holes 1-1/2-inches apart. The racks fasten to manhole or interior walls with 1/2-inch x 4-inch expansion bolts (not included). Mounting slots 5/8-inch x 3/4-inch are at the top and bottom of 15-inch, 24-inch and 30-inch lengths overlap for assembly in combinations for overall length desired.

Hot dip galvanized hooks with rounded surfaces have 3/16-inch x 13/16-inch slots for lock clips.

#### Hubbell Power Systems (AB Chance)

Item No.	Mfg. Part No.	Description
7220080043	C203-1124	Rack Cable 8 Holes 15-Inch Galvanized
7220190043	C203-1125	Rack Cable 14 Holes 24-Inch Long
7220140043	C203-1126	Rack Cable 18 Holes 30-Inch Long
7220070043	C203-0313	Rack Cable 37 Holes 55-1/4-Inch Long
7226370043	C203-0314	Rack Cable 47 Holes 70-1/4-Inch Long
7220170043	C203-1131	Hook Cable Rack 4-Inch Galvanized
7220160043	C203-1132	Hook Cable Rack 7-1/2-Inch Galvanized
7220150043	C203-1133	Hook Cable Rack 10-Inch Galvanized
7220850043	C203-0315	Hook Cable Rack 14-Inch Galvanized
7220040043	C203-0316	Hook Cable Rack 18-Inch Galvanized
7223850043	L1100	Rack Cable Hook Locking Clip



## Pole Line Hardware - Bolts

### Double Arming Bolts

Double arming bolts have a cone type point and are threaded to within 2 inches of the 1-1/2-inch x 2-inch eye.

- Four square nuts
- Drop-forged steel

#### Hubbell Power Systems (AB Chance)

Item No.	Mfg. Part No.	Description
7240320043	8862	Bolt Double Arming 5/8-Inch x 12-Inch
7240330043	8864	Bolt Double Arming 5/8-Inch x 14-Inch
7240350043	8868	Bolt Double Arming 5/8-Inch x 18-Inch
7240370043	8872	Bolt Double Arming 5/8-Inch x 22-Inch
7246610043	8874	Bolt Double Arming 5/8-Inch x 24-Inch
7240510043	8882	Bolt Double Arming 3/4-Inch x 12-Inch
7240520043	8884	Bolt Double Arming 3/4-Inch x 14-Inch
7240530043	8886	Bolt Double Arming 3/4-Inch x 16-Inch
7240540043	8888	Bolt Double Arming 3/4-Inch x 18-Inch
7241650043	8890	Bolt Double Arming 3/4-Inch x 20-Inch
7240570043	8894	Bolt Double Arming 3/4-Inch x 24-Inch



#### Maclean Senior Industries (MSI)

Item No.	Mfg. Part No.	Description
7240330097	J8864	Bolt Double Arming 5/8-Inch x 14-Inch
7240340097	J8866	Bolt Double Arming 5/8-Inch x 16-Inch
7240350097	J8868	Bolt Double Arming 5/8-Inch x 18-Inch
7240360097	J8870	Bolt Double Arming 5/8-Inch x 20-Inch
7240370097	J8872	Bolt Double Arming 5/8-Inch x 22-Inch
7246610097	J8874	Bolt Double Arming 5/8-Inch x 24-Inch
0000419754	J8882	Bolt Double Arming 3/4-Inch x 12-Inch
0000420317	J8884	Bolt Double Arming 3/4-Inch x 14-Inch
0000419757	J8890	Bolt Double Arming 3/4-Inch x 20-Inch



# Pole Line Hardware - Bolts

## Machine Bolts

### Hubbell Power Systems (AB Chance)

Item No.	Mfg. Part No.	Description
7292890043	8806	Bolt Machine Square Head 5/8-Inch x 6-Inch
0000420316	8807	Bolt Machine Square Head 5/8-Inch x 7-Inch
7241690043	8808	Bolt Machine Square Head 5/8-Inch x 8-Inch
7241720043	8810	Bolt Machine Square Head 5/8-Inch x 10-Inch
7241730043	8812	Bolt Machine Square Head 5/8-Inch x 12-Inch
7241740043	8814	Bolt Machine Square Head 5/8-Inch x 14-Inch
7241750043	8816	Bolt Machine Square Head 5/8-Inch x 16-Inch
7241760043	8818	Bolt Machine Square Head 5/8-Inch x 18-Inch
7241770043	8820	Bolt Machine Square Head 5/8-Inch x 20-Inch
7241790043	8824	Bolt Machine Square Head 5/8-Inch x 24-Inch
7240950043	8912	Bolt Machine Square Head 3/4-Inch x 12-Inch
7240970043	8916	Bolt Machine Square Head 3/4-Inch x 16-Inch
7240980043	8918	Bolt Machine Square Head 3/4-Inch x 18-Inch
7247690043	8920	Bolt Machine Square Head 3/4-Inch x 20-Inch
7244350043	8922	Bolt Machine Square Head 3/4-Inch x 22-Inch
0081100000	8924	Bolt Machine Square Head 3/4-Inch x 24-Inch
	8926	Bolt Machine Square Head 3/4-Inch x 26-Inch



Pole Line Hardware

### Maclean Senior Industries (MSI)

Item No.	Mfg. Part No.	Description
7241690097	J8808	Bolt Machine Square Head 5/8-Inch x 8-Inch
7241720097	J8810	Bolt Machine Square Head 5/8-Inch x 10-Inch
7241730097	J8812	Bolt Machine Square Head 5/8-Inch x 12-Inch
0000261355	J8814	Bolt Machine Square Head 5/8-Inch x 14-Inch
7241750097	J8816	Bolt Machine Square Head 5/8-Inch x 16-Inch
0000375153	J8818	Bolt Machine Square Head 5/8-Inch x 18-Inch
7241770097	J8820	Bolt Machine Square Head 5/8-Inch x 20-Inch
0000137904	J8824	Bolt Machine Square Head 5/8-Inch x 24-Inch
7240950097	J8912	Bolt Machine Square Head 3/4-Inch x 12-Inch
7247710097	J8916	Bolt Machine Square Head 3/4-Inch x 16-Inch
7247580097	J8918	Bolt Machine Square Head 3/4-Inch x 18-Inch
	J8922	Bolt Machine Square Head 3/4-Inch x 22-Inch
7240660097	J8924	Bolt Machine Square Head 3/4-Inch x 24-Inch



## Carriage Bolts

Carriage bolts have square nuts, finished points and rolled threads. Standard heads have square shoulders.

- Open-hearth steel
- Hot dip galvanized

### Hubbell Power Systems (AB Chance)

Item No.	Mfg. Part No.	Description
7240080043	400-012-548	Bolt Carriage 3/8-Inch x 8-Inch Galvanized






## Pole Line Hardware - Bolts

### Thimbleye® Bolts

#### Hubbell Power Systems (AB Chance)

Item No.	Mfg. Part No.	Description
4147140043	5510	Bolt Straight Thimble 5/8-Inch x 10-Inch
7247550043	5512	Bolt Straight Thimble 5/8-Inch x 12-Inch
7245680043	5514	Bolt Straight Thimble 5/8-Inch x 14-Inch
7245690043	5516	Bolt Straight Thimble 5/8-Inch x 16-Inch
7247280043	5010	Bolt Thimbleye Angle 5/8-Inch x 10-Inch
3040330043	5012	Bolt Thimbleye Angle 5/8-Inch x 12-Inch
7242440043	5112T	Bolt Thimbleye Angle 3/4-Inch x 12-Inch
7243950043	5114T	Bolt Thimbleye Angle 3/4-Inch x 14-Inch
7243940043	5014	Bolt Thimbleye Angle 5/8-Inch x 14-Inch
7245610043	5016	Bolt Thimbleye Angle 5/8-Inch x 16-Inch



- Contoured eye keeps guy strand from kinking, bending or spreading

#### Maclean Senior Industries (MSI)

Item No.	Mfg. Part No.	Description
7248360097	J8051	Bolt Straight Thimble 5/8-Inch x 10-Inch
7247550097	J8052	Bolt Straight Thimble 5/8-Inch x 12-Inch
7245680097	J8053	Bolt Straight Thimble 5/8-Inch x 14-Inch
7245690097	J8054	Bolt Straight Thimble 5/8-Inch x 16-Inch
7247610097	J8151	Bolt Thimbleye Angle 5/8-Inch x 10-Inch
7242450097	J8152	Bolt Thimbleye Angle 5/8-Inch x 12-Inch



## Pole Line Hardware - Washers

### Washers - Curved, Square and Round

#### Hubbell Power Systems (AB Chance)

Item No.	Mfg. Part No.	Description
7246750043	681012	Washer Curved 2-1/4-Inch Square 5/8-Inch
7245080043	PS6822	Washer Curved 2-1/2-Inch Square 5/8-Inch
7245050043	682312	Washer Curved 3-Inch Square 5/8-Inch Bolt
7245060043	6823	Washer Curved 3-Inch Square 3/4-Inch Bolt
0000119675	6825	Washer Curved 3-1/4 Square 3/4-Inch
7245240043	6813	Washer Square 2-1/4-Inch Square 5/8-Inch
0262680043	6814	Washer Square 2-1/4-Inch Square 3/4-Inch
7245530043	PS6801	Washer Round 3/8-Inch Bolt
7244840043	400-285-169	Washer Round 1/2-Inch Bolt



#### Maclean Senior Industries (MSI)

Item No.	Mfg. Part No.	Description
7246750097	J6821	Washer Curved 2-1/4-Inch Square 5/8-Inch
7245080097	J6822	Washer Curved 2-1/2-Inch Square 5/8-Inch
7247330097	J6823	Washer Curved 3-Inch Square 3/4-Inch Bolt
	J133	Washer Curved 3-1/4 Square 3/4-Inch
7247540097	J1075	Washer Square 2-1/4-Inch Square 5/8-Inch
0000392686	J1076	Washer Square 2-1/4-Inch Square 3/4-Inch



## Square Nuts

### Hubbell Power Systems (AB Chance)

Item No.	Mfg. Part No.	Description
7244420043	55084P	Nut Square Regular 5/8-Inch Galvanized
7244430043	55085P	Nut Square Regular 3/4-Inch Galvanized
7242540043	55006P	Nut Square Heavy 5/8-Inch Galvanized

### Maclean Senior Industries (MSI)

Item No.	Mfg. Part No.	Description
7244420097	J8563	Nut Square Regular 5/8-Inch Galvanized
7244430097	J8564	Nut Square Regular 3/4-Inch Galvanized



## Eyenuts

Standard eyenuts are most commonly used for deadending, back-guying, and attaching pole head guys on the threaded ends of crossarm bolts. They are drop-forged hot dip galvanized steel.

Thimbleye eyenuts are used for attaching to through bolts or threaded end of straight or angle thimbleye bolts. Grooves are contoured to protect guy strands. They are drop-forged galvanized steel.

Thimbleye eyenuts are used for attaching to through bolts or threaded end of straight or angle thimbleye bolts for straight-away head guys.

### Hubbell Power Systems (AB Chance)

Item No.	Mfg. Part No.	Description
7244620043	6511	Nut Thimbleye 3/4-Inch
7270630043	6510	Nut Thimbleye 5/8-Inch



### Maclean Senior Industries (MSI)

Item No.	Mfg. Part No.	Description
0000415363	J6511	Nut Thimbleye 3/4-Inch
7247660496	J6510	Nut Thimbleye 5/8-Inch

## Pole Line Hardware - Clamps

### Suspension Clamps

Clamps are used with through bolts to support cable at poles. A through bolt also serves as a clamping member. One or more nuts and/or washers are used between the pole and clamp for required spacing.

- 7901 is used on very light cables. This one bolt clamp consists of the two clamping members only.
- 7902-L and 7902-R are used at corners and angles
- 7903 and 7904 are used on straight runs

#### Hubbell Power Systems (AB Chance)

Item No.	Mfg. Part No.	Description
7208470043	7901	Clamp Suspension 1 Bolt
7215570043	7904	Clamp Suspension 3 Bolt
3040220043	7903	Clamp Suspension 3 Bolt
7212140043	7903L	Clamp Suspension Keeper 3 Bolt
7212150043	7902L	Clamp Suspension Angle 3 Bolt
7210810043	7902R	Clamp Suspension Angle 3 Bolt



#### Maclean Senior Industries (MSI)

Item No.	Mfg. Part No.	Description
7208470097	J1095	Clamp Suspension 1 Bolt
0000373131	J1096	Clamp Suspension 3 Bolt
7212140097	J25088.1	Clamp Suspension Keeper 3 Bolt
7212150097	J7901A	Clamp Suspension Angle 3 Bolt
7210810097	J7901	Clamp Suspension Angle 3 Bolt



### C-Span Clamps

C-Span clamps are used in drop cable installations as an attachment to the strand for either accepting the bail of drop wire clamps, or for wrapping the support wire of drop cable.

- Hot dip galvanized
- For 1/4-inch to 3/8-inch strand
- ASTM spec A153, class B3
- Manufactured in the United States

#### Allied Bolt Inc.

Item No.	Mfg. Part No.	Description
7210360450	4044	Clamp C Span



# Pole Line Hardware - Clamps

## One and Two Hole Clamps

- Used to secure cable, pipe, and conduit to various surfaces
- Manufactured from AISI 1018 steel
- Mechanically galvanized to meet ASTM specification B695, class 50, type 1
- Size is stamped on each clamp
- Manufactured in the United States

### Allied Bolt Inc.

Item No.	Mfg. Part No.	Description
7290060450	9000-8	Clamp 1 Hole 1/2-Inch L-8
7290020450	9000-4	Clamp 1 Hole 1/4-Inch L-4
7290150450	9000-20	Clamp 1 Hole 1-1/4-Inch
7290140450	9000-18	Clamp 1 Hole 1-1/8-Inch
7290130450	9000-16	Clamp 1 Hole 1-Inch L-16
7290010450	9000-3	Clamp 1 Hole 3/16-Inch L-3
7290110450	9000-12	Clamp 1 Hole 3/4-Inch
7290040450	9000-6	Clamp 1 Hole 3/8-Inch
7290030450	9000-5	Clamp 1 Hole 5/16-Inch L-5
7290080450	9000-10	Clamp 1 Hole 5/8-Inch
7290050450	9000-7	Clamp 1 Hole 7/16-Inch L-7
7291050450	9002-17	Clamp 1 Hole 1-1/4-Inch 94-1.20-Inch
7215650450	9000-200	Clamp 2 Hole 1-1/4-Inch T-20
7215660450	9000-260	Clamp 2 Hole 1-5/8-Inch T-28
7215670450	9000-300	Clamp 2 Hole 1-7/8-Inch T-30
7215640450	9000-160	Clamp 2 Hole 1-Inch T-16
7215680450	9000-400	Clamp 2 Hole 2-1/2-Inch T-40
7215630450	9000-120	Clamp 2 Hole 3/4-Inch T-12
7215620450	9000-100	Clamp 2 Hole 5/8-Inch T-10
7215610450	9000-70	Clamp 2-Hole Steel Zinc 7/16-Inch



Pole Line Hardware

## Cable Clamps

Cable clamps are used to attach cable, conduit, and pipe to masonry or wood.

- Manufactured from AISI 1018 steel
- Mechanically galvanized to meet ASTM specification B695, class 50, type 1
- Size is stamped on each clamp
- Manufactured in the United States

### Allied Bolt Inc.

Item No.	Mfg. Part No.	Description
7292160450	9002-1	Clamp Cable Size 1



## Pole Line Hardware - Screws

### Lag Screws

Lag screws attach pole line hardware to poles, crossarms and wood structures.

#### Allied Bolt Inc.

Item No.	Mfg. Part No.	Description
0000372933	762	Screw Lag 1/4 x 3-Inch Galvanized
0050600450	579	Screw Lag 3/8 x 1-1/2-Inch Galvanized
0050360450	582	Screw Lag 3/8 x 4-Inch Galvanized
0050370450	581	Screw Lag 1/2 x 3-Inch Galvanized
0050380450	580	Screw Lag 1/2 x 4-Inch Galvanized
7244940450	720	Screw Lag Hex Head Galvanized 1/2-Inch x 2-Inch
7246080450	722	Screw Lag Hex Head Galvanized Gimlet Point



### Lag Screws

Lag screws attach pole line hardware to poles, crossarms and wood structures.

#### Hubbell Power Systems (AB Chance)

Item No.	Mfg. Part No.	Description
7240920043	8722GP	Screw Lag 1/4-Inch x 2-Inch Gimlet
7243920043	508744	Screw Lag Fettered 3/8 x 4-Inch
5333830043	508754-1/2	Screw Lag Fettered 1/2 x 4-1/2-Inch



Gimlet Lag Screw

## Pole Line Hardware - Hooks

### Drive Hooks

Drive Hooks are used to support drop wire clamps, deadend clamps, and service drops on telephone poles and buildings.

- Curved upward fether type thread that can be either wrenched or driven
- Hot dip galvanized to meet ASTM spec A153, Class B3
- Formed from AISI 1018 steel

#### Allied Bolt Inc.

Item No.	Mfg. Part No.	Description
7217280450	920	Hook Drive B 7/16-Inch x 4-3/4-Inch



### Drive Hooks

Hooks are for use with drop wire clamps when a house hook is not used.

#### Hubbell Power Systems (AB Chance)

Item No.	Mfg. Part No.	Description
0262720043	C205-0190	Hook Drive, Fetter Drive Threads, Pilot Point, 7/16 x 4-3/4-Inch, Galvanized





## Pole Line Hardware - Hooks

### Drive Hooks

Drive hooks are used to support bail-type drop wire clamps to poles.

- Galvanized to ASTM A153 or B695
- Fetter drive threads



#### PPC Inc.

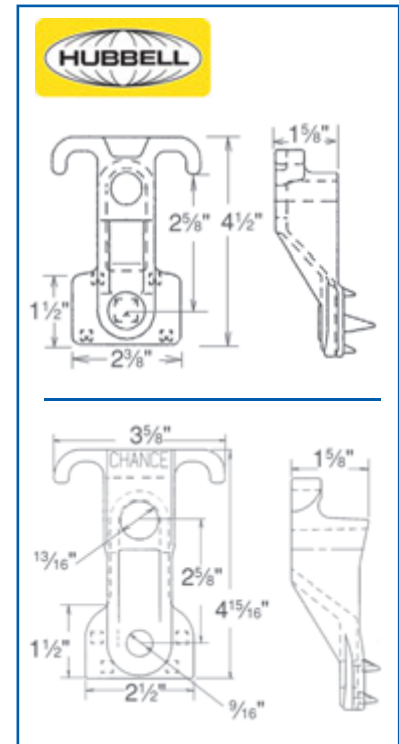
Item No.	Mfg. Part No.	Description
7214020318	40-43007	Hook Drive 7/16-Inch Diameter x 4-3/4-Inch Long

### Guy Hooks

Guy hooks are used in down or span guy applications. Spurs resist down slotting. The overturning action is resisted by the wide lower curved heel pad.

#### Hubbell Power Systems (AB Chance)

Item No.	Mfg. Part No.	Description
7201430043	GH5ILS	Hook Guy B 5/8-Inch
7201420043	400-149-928	Hook Guy Lag Spur 3/4-Inch Hole
7214080043	GH6	Hook Guy 1/2-Inch Lag 3/4-Inch Bolt



## Pole Line Hardware - Sleeves

### Serving Sleeves

Serving sleeves are for holding down the loose end of guy strand projecting beyond the guy clamp. Serving sleeves, which have a flared end to speed application, are faster to apply than wire wrap sleeves.

#### Hubbell Power Systems (AB Chance)

Item No.	Mfg. Part No.	Description
7211030043	6452	Sleeve Serving 1/4-Inch
7211010043	6453	Sleeve Serving 5/16-Inch
7211020043	6454	Sleeve Serving 3/8-Inch



## Pole Line Hardware


### Sidewalk Guy Fittings

These fittings are used along sidewalks or near buildings where space is not available for standard guying.

- 0501 pole plate is attached with one 5/8-inch bolt and two 1/2-inch lag screws
- 0502 and 0512 end fittings clamp the strand

#### Hubbell Power Systems (AB Chance)

Item No.	Mfg. Part No.	Description
7211490043	502	Sidewalk Guy End Fitting 2-Inch
5303710043	501	Sidewalk Guy Pole Endplate 2-Inch



### Pole Steps

Detachable pole step mounts on a lag secured base.

Pole steps have rolled fether drive threads and a wide, flat driving surface make installation fast and easy. A knurled ring indicates the proper driving depth.

#### Hubbell Power Systems (AB Chance)

Item No.	Mfg. Part No.	Description
7215430043	506125	Step Hook Drive 5/8-Inch x 10-Inch



### Cable Extension Arms

Cable extension from the pole is 23-inch for 7920 and 41-inch for 7921. Cable clamps with attachment bolt and pole mounting bolts, or lag screws, must be ordered separately.

#### Hubbell Power Systems (AB Chance)

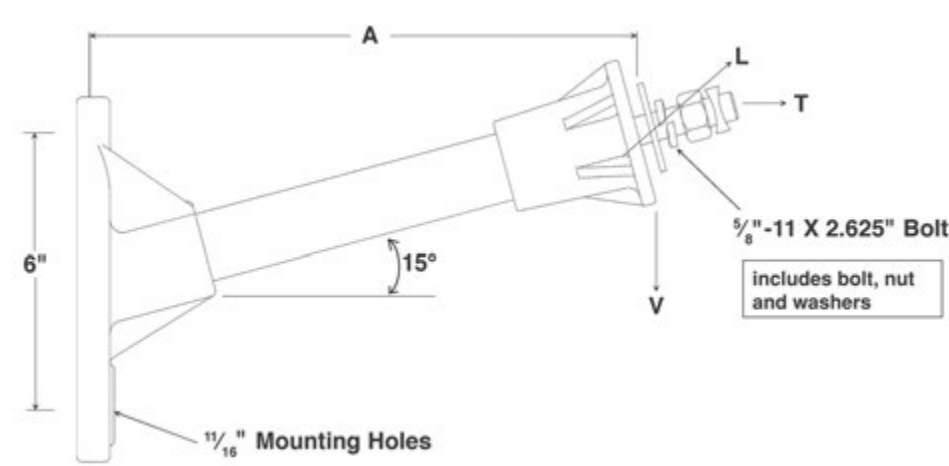
Item No.	Mfg. Part No.	Description
7210050043	7920	Arm Cable Extension 26-Inch
7210060043	7921	Arm Cable Extension 44-1/2-Inch



# Pole Line Hardware

## Stand Off Brackets

Stand off brackets are used to meet cable spacing requirements.



### Hubbell Power Systems (AB Chance)

Item No.	Mfg. Part No.	Description
5303760043	1CSM12	Bracket Stand Off Single Phase 12-Inch
5303750043	1CSM18	Bracket Stand Off Single Phase 18-Inch
5303730043	1CSM24	Bracket Stand Off Single Phase 24-Inch

## Telephone House Brackets

- Attaches telephone leads to the home

### Hubbell Power Systems (AB Chance)

Item No.	Mfg. Part No.	Description
7201560043	400-017-836	Bracket, L Corner



# Pole Line Hardware


## Two-Hole Strap

Two-hole straps are used to attach conduit, pipe, and cable to telephone poles and other surfaces.

- Legs have a 5-inch offset for making attachments to round surfaces
- Mechanically galvanized to meet ASTM specification B 695, class 50, type 1
- Stamped from a thinner gauge (more pliable) steel than two hole clamps
- Manufactured in the United States
- Cable size stamped from AISI 1018 cold rolled steel

### Allied Bolt Inc.

Item No.	Mfg. Part No.	Description
7202440450	9003-9	Strap Cable Number 9
7200590450	9003-13	Strap Cable Number 13
7200610450	9003-16	Strap Cable Number 16
7200620450	9003-20	Strap Cable Number 20
7200630450	9003-24	Strap Cable Number 24
7200640450	9003-30	Strap Cable Number 30
7200660450	9003-42	Strap Cable Number 42
7200670450	9003-56	Strap Cable Number 56



## Reinforcing Strap

Reinforcing straps are used in aerial construction as an added support for three-bolt suspension clamps.

- Stamped from AISI 1018 steel
- Manufactured in the United States
- Mechanically galvanized to meet ASTM specification B695, class 50, type 1

### Allied Bolt Inc.

Item No.	Mfg. Part No.	Description
7200190450	102	Strap Reinforcing C
7200220450	103	Strap Reinforcing S



## Lashing Clamps - Zinc

Lashed cable support clamps are used to support CATV and telephone cables from the strand.

- Tapered ends
- Manufactured in the United States
- 3/4-inch wide
- Also available in stainless steel
- Stamped from high strength zinc alloy

### Allied Bolt Inc.

Item No.	Mfg. Part No.	Description
7215730450	18910	Lashing Cable Support Zinc 10-Inch
7215750450	18920	Lashing Cable Support Zinc 16-Inch
7215770450	18930	Lashing Cable Support Zinc 22-Inch
7215790450	18940	Lashing Cable Support Zinc 28-Inch



## T&B Deltec™ Cable Support System

The Deltec Cable Support system is a user-friendly product designed to provide ease and flexibility in fastening aerial cables to messenger strand. It is equally well suited for copper conductor cable, coaxial, fiber optic cable and inner duct in aerial applications.

Deltec cable straps are available in standard lengths of 10, 13 1/2, 16 and 27 inches, and in convenient 50 foot reels where specific lengths can be established by the installer in the field.

**Thomas & Betts**

- No sharp edges-craft friendly
- Ease of installation-one wrap, no re-threading of strap
- High tensile strength after fastening
- Stackable spacers accommodate all requirements
- In situations where multiple cables are supported, the T&B stackable spacer may be rotated 90 degrees and installed similar to a single cable, yet providing the same restricting features

### Thomas & Betts

Item No.	Mfg. Part No.	Description
7213450318	CSS-135	Cable Strap with Double Locking Head, 13.5-Inches Long
7213440318	CSS-270	Cable Strap with Double Locking Head, 27-Inches Long
7396530318	CSS-50R	Reel of Strap 50 Foot
0000012788	CSS-LH	Locking Heads Molded Acetal with Metal Locking Device
7396520318	TCP360	Spacers Cable Modular Stackable 1/2-Inch High
7464280318	WT3D	Installation Tool for Ty-Rap and Deltec, Self-Locking, .184 Thru .500 Body Width

## Strandvise, Strandlink and Accessories

Universal grade strandvise and strandlink is recommended for use on Alumoweld, aluminized extra high strength, stainless steel, and galvanized steel guystrand and messenger wire applications. The heavier grade product is capable of handling higher tensile strength strand than the all grades product.

### Maclean Senior Industries (MSI)

Item No.	Mfg. Part No.	Description
7214920495	5001	Strandvise 5/16-Inch Strand
7214930495	5002	Strandlink 3/8-Inch Galvanized Strand
7214810495	5040	Strandlink 1/4-Inch Alumoweld
7214820495	5041	Strandlink 5/16-Inch Alumoweld
7214830495	5042	Strandlink 3/8-Inch Alumoweld
7214940495	5043	Strandlink 7/16-Inch Galvanized Strand
7213250495	5101	Strandvise 5/16-Inch Galvanized Strand
7213230495	5102	Strandvise 3/8-Inch Galvanized Strand
7210130495	5151	Strandvise All Grades 5/16-Inch
0000073204	5152	Strandvise All Grades 3/8-Inch
7213010495	5200	Strandvise 1/4-Inch Strand
7213020495	5201	Strandvise 5/16-Inch Strand
7213030495	5202	Strandvise 3/8-Inch Strand
7213260495	5203	Strandvise 7/16-Inch Strand
0000373148	5262	Strandvise Universal 1/4-Inch
7211160495	5056	Wirevise .062-.1-Inch
7213610495	5058	Deadend Wirevise .102 - .114-Inch
7213620495	5062	Deadend Wirevise .120 - .134-Inch
7213370495	5063	Wirelink Any Grade .120-.135-Inch
7213350495	5057N	Wirelink *P* .062-.100-Inch
7215310495	5059N	Splice Wirelink for .109-Inch
7215320495	5063N	Splice Wirelink for .134-Inch





# Suspension and Drop Hardware

## Aerial Drop Hardware

### PREMIER

Item No.	Mfg. Part No.	Description
0000381030	PT-0956F	Drop Wire Clamp 2-Pair Stainless Steel Perforated Shim
0000381029	PT-0966	Drop Wire Clamp 6-Pair Stainless Steel Dimpled Shim
0000381286	PT-2175	D-Cable Lashing Clamp, Galvanized, For 1/4" to 7/16" Strand
0000439011	PT-0987	E-Drop Wire Clip 2-pair



## Drop Wire Clamps (Telephone)

Drop wire clamps are used to support both ends of telephone drop, at strand and building.

- 557 lb. tensile strength for 1-2-pair aluminum and stainless steel. 750 lbs for 6-pair
- Suitable for 1-2-pair .200-inch max. height and .410-inch max. width
- 8-pair: .300-inch max. height and .500-inch width
- Stainless steel bail on all versions



### PPC Inc.

Item No.	Mfg. Part No.	Description
7214570318	23-88885	Clamp Drop Wire 2-Pair SS Dimpled Shim 2BG
0000089104	23-82351	Clamp Drop Wire 6-Pair Aluminum Dimpled Shim

## Six-Pair Drop Wire Clamp

The 6-pair drop wire clamp is used to support 6-pair telephone drop wire at span clamps, drive hooks, and various drop attachments.

- Aluminum clamps are stamped from 5052-H34 aluminum. The bail wires are formed from 430 stainless steel
- All six pair drop wire clamps have dimpled shims
- Drop wire clamps shall hold, without slippage, a suitable length of drop wire until sufficient load is applied to break the drop wire or to a maximum load of 800 pounds

### Allied Bolt Inc.

Item No.	Mfg. Part No.	Description
7213270450	960	Clamp Drop Wire 6-Pair Aluminum Dimpled Shim



## Drop Wire Clamps 6 Pair

MacLean's 6-pair series of drop wire clamps are designed to support both ends of an aerial service drop using six pair fiber reinforced drop wire. The 6-pair series of drop wire clamps is compatible with most six pair aerial service drop wire (.300-inch maximum height and .530-inch maximum width). MacLean offers both stainless steel and aluminum clamps with a dimpled metal shim.

### Maclean Senior Industries (MSI)

Item No.	Mfg. Part No.	Description
7214620495	6PRDS	Clamp Drop Wire 6-Pair SS Metal Shim 6PRDS



# Suspension and Drop Hardware

## "E" Drop Wire Clamps

The "E" drop wire clamps are used to secure telephone drop wire cable runs.

- Mechanically galvanized ASTM B695
- Transverse ribs grip cable to prevent abrasion



### PPC Inc.

Item No.	Mfg. Part No.	Description
7201370318	23-80361	Clamp Drop Wire E 1-Pair Steel
7202420318	23-80362	Clamp Drop Wire 1-Pair Steel A
7214760318	23-80370	Clamp Drop Wire E 2-Pair

## One Hole Clamps

One hole clamps are used to support cable, conduit or pipe.

- Mechanically galvanized ASTM B695



### PPC Inc.

Item No.	Mfg. Part No.	Description
0000049427	24-80003	Clamp 1 Hole 3/16-Inch Pipe or Cable Size Hole Diameter 7/32-Inch
0000094068	24-80004	Clamp 1 Hole 1/4-Inch Pipe or Cable Size Hole Diameter 7/32-Inch

## E Span Clamp

The "E" span clamp provides drop wire take offs at mid-span.

- Steel components mechanically galvanized ASTM B695



### PPC Inc.

Item No.	Mfg. Part No.	Description
7200690318	27-00865	Clamp E Span 1/4-Inch, 7/16-Inch Clamp, Range CA8391

## Universal Ground Clamps

The Universal Ground Clamp is a copper alloy clamp that is used as a reliable, positive, ground connection with all types of grounding conductors, water service pipes, electrical service conduits, and ground rods of all sizes used in line installations.

The ground clamps are available with straps of 6-inch, 12-inch, or 14-inch lengths depending on the diameter to be grounded. For diameters larger than 4 inches, two or more straps can be joined together to form one ground clamp.



### Maclean Senior Industries (MSI)

Item No.	Mfg. Part No.	Description
7260410866	SI-2165	Clamp Ground Adjustable, 2 Piece, Non-Corrosive For Meter Boxes

# Suspension and Drop Hardware

## Drive Ring

Drive rings are used for supporting wire on building walls or poles.

- Comprised of two parts, a steel pin and a U shaped ring
- All components are hot dipped galvanized to meet ASTM specification A153 class D
- Manufactured from AISI 1016 steel

### Allied Bolt Inc.

Item No.	Mfg. Part No.	Description
3029850450	4004	Drive Ring Galvanized 7/8-Inch x 2 9/16-Inch Nail Length



## Screw Hook

Hooks are used to attach wedge type service drops and deadend clamps to crossarms, poles or buildings.

- 0317 screw hook has 3/8-inch gimlet threads

### Hubbell Power Systems (AB Chance)

Item No.	Mfg. Part No.	Description
7214060043	0317	Hook Screw 3/8-Inch x 4-Inch



## B Drop Wire Hook (Rams Horn)

B drop wire hooks are used as an attachment to wood or masonry for accepting the bail of drop wire clamps.

- Installed with a #18 tapping screw
- Mechanically galvanized to meet ASTM specification B695 class 50 type 1
- Formed from AISI 1018 steel

### Allied Bolt Inc.

Item No.	Mfg. Part No.	Description
7210890450	666	Hook Dropwire B Galvanized Steel 666



## Telephone "S" Clips

The "S" clips are used to secure telephone drip loop to "B" drop wire hook (ramshorn). Ribs provide positive grip on drop wire. Aluminum "S" clip to be secured with lineman's pliers.

### PPC Inc.

Item No.	Mfg. Part No.	Description
7214640318	23-80262	Clip Cable 'S' Drop Wire 6-Pair 100Pk 500Bx



# Suspension and Drop Hardware

## S and SC Wire Clip

Wire clips are S shaped one piece aluminum clips. In phone applications, S clips are used to secure the drip loop at the building. In CATV applications, S Clips are used to prevent separation of the coaxial cable from the support wire.

- S clips for CATV are smooth
- Stamped from 5052 dead-soft aluminum
- S clips for phone have perforations for providing a positive hold on the drop cable



### Allied Bolt Inc.

Item No.	Mfg. Part No.	Description
0000147953	905P	Clip SC Drop Wire for 1 - 2 Pair Drop Wire

## Dead Ends

### GUY-GRIP® Dead-Ends

GUY-GRIP dead-ends are made of the same material as the strand to which they are applied (galvanized steel, aluminum coated steel, stainless steel and copperweld). No tools required. This unique, one-piece dead-end is neat in appearance and free from bolts or high-stress holding devices. GUY-GRIP dead-ends are intended for use on single wood poles associated with distribution construction. The GUY-GRIP dead-end (GDE) was the first to offer the cabled loop, a feature that provides more durability, easier tensioning and adaptability to multiple guying.



### Preformed Line Products

Item No.	Mfg. Part No.	Description
7201010142	GDE-2102	Dead-End 3/16 x 20-Inch C-Coat Red
7212310142	GDE-1104	Dead-End 1/4 x 25-Inch B-Coat Yellow
7212360142	GDE-2104	Dead-End 1/4 x 25-Inch C-Coat Yellow
7212330142	GDE-1107	Dead-End 3/8 x 35-Inch B-Coat Orange
7212380142	GDE-2107	Dead-End 3/8 x 35-Inch C-Coat Orange
7212320142	GDE-1106	Dead-End 5/16 x 31-Inch B-Coat Black
7212370142	GDE-2106	Dead-End 5/16 x 31-Inch C-Coat Black
7217160142	GDE-1108	Dead-End 7/16 x 38-Inch B-Coat Green
7212390142	GDE-2108	Dead-End 7/16 x 38-Inch C-Coat Green
7217090142	GDE1104LA	Dead-End 1/2 x 25-Inch Yellow

### C-Rural Dead-Ends

C-Rural dead-ends are an inexpensive way of safely dead-ending one-pair aerial distribution wire to a drive hook, eye bolt or through bolt. Their design prevents the formation of corrosion pockets and assures long maintenance-free service life. They are designed for use with high-density linear polyethylene one-pair aerial distribution wire or conventional polyethylene covered C-Rural wire.



### Preformed Line Products

Item No.	Mfg. Part No.	Description
7212180142	NDE-8502	Dead-End C-Rural 22-Inch White
7212190142	NDE-8503	Dead-End C-Rural 30-Inch Yellow
7202790142	NDE-9500	Dead-End Drop Wire Black
7212210142	NDE-9502	Dead-End Drop Wire Green

# Dead Ends

## False Dead-Ends

False dead-ends are a fast and economical method for false dead-ending strand. They are easily applied without any special tools. They permit easy transition of strand/messenger where crossover and sharp angles exist.

### Preformed Line Products

Item No.	Mfg. Part No.	Description
7212010142	GFDE-2121	Dead-End False 1/4 x 36-Inch Yellow
7212030142	GFDE-2124	Dead-End False 3/8 x 42-Inch Orange
7212020142	GFDE-2123	Dead-End False 5/16 x 39-Inch Black
7212040142	GFDE-2125	Dead-End False 7/16 x 48-Inch Green



## Dead-End for Figure-8 Messenger

Figure-8 dead-ends provide a quicker, easier way to attach Figure-8 wire or cable than with dead-ends for Figure-8 coaxial cable messengers. Several sizes are available for .063-inch - .134-inch diameter messengers. Strip the messenger to accommodate the dead-end and wrap the dead-end on for a secure permanent installation. The helical shape will ensure low distribution of holding stresses and prevent premature fatigue breakage.

### Preformed Line Products

Item No.	Mfg. Part No.	Description
7200970142	DE-2506	Dead-End Fig 8 DW Messenger .083



## Dead-Ends - Other

- Various dead-ends for miscellaneous applications

### Preformed Line Products

Item No.	Mfg. Part No.	Description
0000016203	2872004C1E1	Dead-End Limit Tension Orange
0000082063	2872005C1E1	Dead-End Limited Tension
0000448868	2872104C1E1	Dead-End Med Tension .614-.651
7212440142	GDE-2503	Dead-End OW 10BWG 14-Inch Orange
7212460142	GDE-2501	Dead-End OW 12BWG 12-Inch Black



## Tangent Support

Standard loop and elongated loop tangent supports are intended to protect and separate one-pair aerial wires on a common drive hook. They accomplish this in the safest, easiest way possible: just wrap them on and hang them up. Because they wrap on in seconds without tools, they keep installation expense down and provide long, trouble-free service at the lowest possible cost.

### Preformed Line Products

Item No.	Mfg. Part No.	Description
7201070142	TS-3100	Tangent Support Standard Loop Orange
7215910142	TS-2100	Tangent Support Standard Loop White



# Guy Guards

## Guy Guards

Guy guards offer several advantages: the outside diameter of applied dead-ends is not a factor in product selection; a wide range of strand sizes (3/16-inch to 1/2-inch) can be accommodated by one size guy guard and it can be installed quickly without bolts or metal parts. Made of a high-impact PVC plastic, guy guards retain good physical characteristics over a range of extreme temperatures, and are self-extinguishing when exposed to fire.

### Preformed Line Products

Item No.	Mfg. Part No.	Description
0000085391	PG-5516	Guy Marker 6-Feet PVC Round Profile Yellow
7209720142	PG-5517	Guy Marker 7-Feet PVC Round Profile Yellow
7214370142	PG-5518	Guy Marker 8-Feet PVC Round Profile Yellow



## Poly Guy Guards

The poly guy guard's tubular body is made from polyethylene to provide resistance to weathering and low temperatures. The pigtail is PVC because the spring-like characteristics of this material are desired for this application.

### Preformed Line Products

Item No.	Mfg. Part No.	Description
0000370834	PG-5718P	Guy Marker 1-1/2-Inch x 8-Feet Poly B Yellow
0000369947	PG-5738	Guy Marker 1-1/2-Inch x 8-Feet Poly Round Orange
0262800142	PG-5405	Guy Marker 1-1/2-Inch x 8-Feet Poly Round Yellow
7213950142	PG-5718	Guy Marker 1-1/2-Inch x 8-Feet Poly Round Yellow
7213930142	PG-5716	Guy Marker 6-Feet Poly Round Yellow



# Tree Guards and Air Spoilers

## Tree Guards

Tree guards are designed to protect bare conductors and fabric-covered or plastic-covered cables against mechanical abrasion caused by tree limbs or other obstructions. Tree guards provide fast, easy application without disconnecting the wire. Helical strips are matched, then wrapped over and around the wire, and taped at each end. High-impact polyvinyl chloride has strong abrasion resistance, strong weathering endurance, and high dielectric properties.

### Preformed Line Products

Item No.	Mfg. Part No.	Description
0000405408	PTG-0155	Tree Guard .948-1.010-Inch x 6-Feet Gray
7292950142	PTG-0207	Tree Guard 1.51-2.00-Inch x 6-Feet Black
7209960142	PTG-0208	Tree Guard 2.01-3.00-Inch x 6-Feet Black
0000392437	PTG-0201	Tree Guard .238-.500-Inch x 6-Feet Black



## Air Flow Spoilers

Air flow spoilers are designed to counteract a damaging wind-related phenomenon known as dancing or galloping. Dancing is a low-frequency, high-amplitude motion that can cause cable damage and damage to supporting structures and hardware.

### Preformed Line Products

Item No.	Mfg. Part No.	Description
0000356134	5058102	Air Flow Spoiler .448-.574 Inch
0000356135	5058103	Air Flow Spoiler .575-.717-Inch
7291850142	50589319	Air Flow Spoiler 1.543-1.686-Inch





# Strand Splices

## Open Wire Splice

Open wire splices are used for mid-span splicing during new construction and for repair of abraded or severed wire at tie points. They provide armoring at the tie to protect the conductor from damaging effects of chafing and fretting. Open wire splices wrap on easily by hand without a need for wire cutting. They permanently restore the full mechanical strength and conductivity of the conductor to which they are applied.



### Preformed Line Products


Item No.	Mfg. Part No.	Description
7215210142	GLS-3103	Open Wire Splice 10BWG 14-Inch Orange
7213350142	GLS-3101	Open Wire Splice 12BWG 12-Inch Black

## Reducing Splice

Reducing splices are designed to permanently join two strands of different diameters. Without any loose parts, jaws to seat, or teeth to bite into the strand, the reducing splice permits a spinner free travel without adjusting the gates or lifting the spinner over the splice. The reducing splices are compatible with all grades of galvanized steel strand.

### Preformed Line Products

Item No.	Mfg. Part No.	Description
7201030142	LSR-2122	Reducing Splice 35-Inch Yellow
7217140142	LSR-2123	Reducing Splice 42-Inch Black
7217150142	LSR-2125	Reducing Splice 42-Inch Yellow
7203470142	LSR-2124	Reducing Splice 50-Inch Orange



## Strand Splice

Strand splices are used to join strand/messenger lengths or to repair simply and economically. The strand splice provides maximum strength and excellent fatigue characteristics resulting in longer life for strand or messenger. They permit a spinner-free travel without adjusting the gates or lifting the spinner over the splice. They are available for both standard C-coat utility grade and extra high strength (EHS), as well as B-coat.



### Preformed Line Products

Item No.	Mfg. Part No.	Description
0000432286	GLS-1104	Strand Splice 1/4-Inch B-Coat Yellow
7214740142	GLS-2104	Strand Splice 1/4-Inch x 35-Inch C-C Yellow
7214720142	GLS-2118	Strand Splice 3/8-Inch x 34-Inch C-C Orange
7212570142	GLS-2107	Strand Splice 3/8-Inch x 50-Inch C-C Orange
7214710142	GLS-2117	Strand Splice 5/16-Inch x 29-Inch C-C Black
0000425809	GLS-2106	Strand Splice 5/16-Inch x 42-Inch C-C Black
7203460142	GLS-2108	Strand Splice 7/16-Inch x 56-Inch C-C Green

# Work Faster with Fluke Networks Tools .....

If you're responsible for installing or maintaining critical network cabling infrastructure, Fluke Networks has the tools you need. Whether you're working in the most advanced data centers or restoring service after a disaster, our combination of legendary reliability and unmatched performance gets you through your day's work faster.



- **Copper Testing:** Test, certify and document copper cabling systems
- **Installation and Termination Tools:** Cut, strip, clean and terminate data and phone cable
- **Fiber Optic Testing:** Fast, simple fault location
- **MPO Testing:** Reduce fiber testing time by up to 90%

Check out our latest solutions in this .....  
KGP Logistics catalog or visit our  
website at [www.flukenetworks.com](http://www.flukenetworks.com)

**FLUKE**  
networks®

# Hand Tools

## Hammers

- Lifetime guarantee on every tool
- Made in the U.S.A.



### PREMIER

Item No.	Mfg. Part No.	Description
7466417500	51-616	Hammer Curved Claw 16 Ounce Wood Handle
7461187500	56-202	Hammer Linemans 36 Ounce

## Tool Bags and Pouches

- Lifetime guarantee on every tool
- Made in the U.S.A.



### PREMIER

Item No.	Mfg. Part No.	Description
0000041477	95327	Tool Bag Heavy Duty 24-Inch x 15-Inch
0000060427	H-11	Leather Pouch for Splicer Kit of Splicer Knife and Lineman

## Blades, Knives and Scissors

- Lifetime guarantee on every tool
- Made in the U.S.A.

### PREMIER

Item No.	Mfg. Part No.	Description
0000060426	PT-7	Stainless Steel 6-Inch Splicer Knife
0000091497	10-175	Knife Retractable Utility with Blade Storage in Handle
0000022252	11-921	Blades Repl F/Utility Knife Straight Blade (Pack Of 5)
0000022256	11-961	Blades Repl F/Utility Knife Hook Blade (Pack Of 5)



# Hand Tools

## Screwdrivers

- Lifetime guarantee on every tool
- Made in the U.S.A.



### PREMIER

Item No.	Mfg. Part No.	Description
0000041644	66-565	Screwdriver Set Cushion Grip (Set Contains - 3/16" x 6" Standard, 5/16" x 6" Standard, 3/8" x 8" Standard, 1pt x 3" Phillips®, 2pt x 4" Phillips, 3/16" x 3" Cabinet)
0000057691	66-096	Screwdriver Cabinet 3-Inch, Shaft 6.75" Total Length
0000057692	66-097	Screwdriver Cabinet 6-Inch, Shaft 9.75" Total Length
0000057679	65-901	Screwdriver Phillips 3-Inch, Shaft 6.75" Total Length
0000057680	65-902	Screwdriver Phillips 4-Inch, Shaft 8.5" Total Length
0000057681	65-903	Screwdriver Phillips 6-Inch, Shaft 11" Total Length
0000057685	66-090	Screwdriver Standard 4-Inch, Shaft 8.5" Total Length
0000057686	66-091	Screwdriver Standard 6-Inch, Shaft 11" Total Length
0000057687	66-092	Screwdriver Standard 8-Inch, Shaft 13.5" Total Length

## PREMIER® Specialty Tools



Terminal Can Wrench



Discrete Connector Presser Plier



Booth Wrench Security Tool

### PREMIER

Item No.	Mfg. Part No.	Description
0000063993	PT-216C	Terminal Wrench Can Wrench
7463027500	PT-891	Plier - UR/UY Presser
7467817500	PT-532	ScrewDriver - Booth Wrench Security Tool 5/32 inch Hex, 5-1/2-Inches long

## Tape Measures and Levels

- Lifetime guarantee on every tool
- Made in the U.S.A.

### PREMIER

Item No.	Mfg. Part No.	Description
0000041566	34-790	Tape Open Reel Fiberglass Long 100-Feet
0000022241	43-512	Level 9-Inch Torpedo-Style Magnet



## Hand Tools

### Crimping Pliers

Klein's connector crimping pliers crimps and seats UG, UR, and UY connectors. They have curved handles for greater control. Induction hardened side-cutting knives for longer life.

#### Klein

Item No.	Mfg. Part No.	Description
7470190102	D234-6C	Pliers Crimping Scotch-Lok Connectors Spring-Loaded Action for Self Opening 5-13/16 Overall Length Yellow




### Wrap/Unwrap Hand Tools

These hand wrapping tools are carefully designed to produce perfect wire wrapped connections. Precision, long-lasting tools for use where occasional wraps are required or where power wire-wrapping tools are not practical. Compact and convenient. To switch from wire wrapping to unwrapping takes only seconds, just a quick change of the cap from one end to the other.

#### Jonard

Item No.	Mfg. Part No.	Description
7406720422	HW-UW-26	Wrap/Unwrap Hand Tool 26 Gauge
7406710422	HW-UW-224	Wrap/Unwrap Hand Tool 22-24 Gauge



### Pliers


- Lifetime guarantee on every tool
- Made in the U.S.A.




7463167500



0000072151



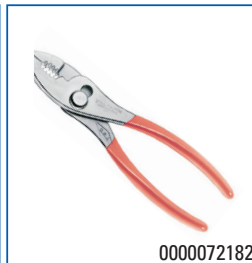
0000072152




0000069258




7461467500




0000072182



7461067500



7411237500



7461287500

#### PREMIER

Item No.	Mfg. Part No.	Description
7463167500	225G	Pliers Curved Nose 6 1/4-Inch
0000072151	286LN	Pliers Adjustable Locking Straight Long Nose Jaw 6-Inch
0000072152	J291R	Pliers Adjustable Locking Straight Jaw 7-Inch
0000069258	9INCUTTER	Pliers Cable Cutter 9 1-2-Inch High Leverage
7461467500	PT-842	Pliers Long-Nose with Cutter 6-Inch
0000072182	J264SG	Pliers Tongue and Groove 12-Inch
7461067500	PT-942	Pliers Diagonal Cutting with Stripping Notches
7411237500	278G	Pliers Slip Joint 8-Inch
7461287500	PT-683	Pliers Lineman Side Cutters



# Hand Tools

## Saws and Blades

- Lifetime guarantee on every tool
- Made in the U.S.A.

### PREMIER

Item No.	Mfg. Part No.	Description
0000022247	15-265	Hacksaw Adjust with Blade
0000022257	15-808A	Hacksaw Blade 10-Inch 18 Teeth



## Sockets

- Lifetime guarantee on every tool
- Made in the U.S.A.

### PREMIER STANDARD SOCKETS

Item No.	Mfg. Part No.	Description
0000022227	5249	Socket Drive 3/8-Inch Ratchet 7-Inches Long, Thin Head, Reversing Lever
0000022229	30612	Socket 3/8-Inch Drive 3/8-Inch 6 Point
0000022230	30614	Socket 3/8-Inch Drive 7/16-Inch 6 Point
0000022228	30616	Socket 3/8-Inch Drive 1/2-Inch 6 Point
0000022237	30618	Socket 3/8-Inch Drive 9/16-Inch 6 Point
0000072166	30620	Socket 3/8-Inch Drive 5/8-Inch 6 Point
0000072167	30622	Socket 3/8-Inch Drive 11/16-Inch 6 Point
0000072169	30626	Socket 3/8-Inch Drive 13/16-Inch 6 Point



### PREMIER DEEP SOCKETS

Item No.	Mfg. Part No.	Description
0000072168	HW1514	Socket 7/16-Inch Deep 3/8 Drive 6 Point
0000072172	HW-1516	Socket 1/2-Inch Deep 3/8 Drive 6 Point
0000072173	HW-1518	Socket 9/16-Inch Deep 3/8 Drive 6 Point
0000072176	HW-1524	Socket 3/4-Inch Deep 3/8 Drive 6 Point
0000072177	HW-1526	Socket 13/16-Inch Deep 3/8 Drive 6 Point
0000072174	HW-1520	Socket 5/8-Inch Deep 3/8 Drive 6 Point

### PREMIER IMPACT SOCKETS

Item No.	Mfg. Part No.	Description
0000072159	7712H	Socket Impact 3/8-Inch Deep 6 Point
0000072160	7714H	Socket Impact 7/16-Inch Deep 6 Point
0000072161	7716H	Socket Impact 1/2-Inch Deep 6 Point
0000072162	7718H	Socket Impact 9/16-Inch Deep 6 Point




## Wrenches

- Lifetime guarantee on every tool
- Made in the U.S.A.

### PREMIER

Item No.	Mfg. Part No.	Description
0000125076	J706S	Adjustable Wrench 6-Inch Black Oxide Finish
0000125077	J708S	Adjustable Wrench 8-Inch Black Oxide Finish
0000125078	J710S	Adjustable Wrench 10-Inch Black Oxide Finish
7429917500	J712G	Adjustable Wrench 12-Inch Black Oxide Finish
0000022243	BW-1161	Combination Wrench, Box and Open End 7/16-Inch
7468987500	86-835B	Combination Wrench, Box and Open End 1/2-Inch
0000141774	BW-1163FP	Combination Wrench, Box and Open End 9/16-Inch
7469017500	86-837B	Combination Wrench, Box and Open End 5/8-Inch
7469027500	86-838B	Combination Wrench, Box and Open End 11/16-Inch
7469037500	86-839B	Combination Wrench, Box and Open End 3/4-Inch
7469047500	86-840B	Combination Wrench, Box and Open End 13/16-Inch
7469057500	86-841B	Combination Wrench, Box and Open End 7/8-Inch
7469067500	BW-1168	Combination Wrench, Box and Open End 15/16-Inch
0000072178	86-843	Combination Wrench, Box and Open End 1-Inch
0000072179	86-844	Combination Wrench, Box and Open End 1 1/16-Inch
0000072181	86-846	Combination Wrench, Box and Open End 1 1/4-Inch
0000072180	86-845	Combination Wrench, Box and Open End 1 1/8-Inch
0000072157	4980	Hex Key Set, 13 Piece SAE 3/64ths to 3/8ths Graduated by 64ths in Molded Plastic Holder
7462557500	4993CG	Hex Key Std Folding 9-Key Set Steel Case Keeps Wrenches Captive

### PREMIER



## Scissors

- Lifetime guarantee on every tool
- Made in the U.S.A.

### PREMIER

Item No.	Mfg. Part No.	Description
0000060425	PT-1964	Nickel Plated Steel Lineman's Scissors with 19 Gauge and 23 Gauge Stripping Notches and Serrated Blade
0000060428	PT-400-SK	Splicers, Kit Consists of Knife, Scissors and Leather Case
0000060427	PT-H11	Leather Pouch for Splicer Kit, Knife and Scissors
0000060426	PT-7	Stainless Steel 6-Inch Splicer Knife

### PREMIER



## Scissors

Klein's electrician's Scissors upper blade has notches for stripping 19 and 23 gauge wire. It is designed for telecom and electrical applications and heavy-duty use. It is made out of strong tough tempered steel. The nickel-plated finish resists corrosion. The scraper and file are on the outside of both blades. The screw hinge permits adjustment and the serrated lower blade reduces slippage.

### Klein

Item No.	Mfg. Part No.	Description
7461820102	2100-7	Scissors Electrician's Stripping Notches 5-1/2" Long for 19 and 22 Gauge Wire

### KLEIN TOOLS



## Tests Sets

### LAN ProNavigator™ Wire Map Continuity Tester

The LAN ProNavigator is a two-piece wire map continuity tester with a main unit and remote unit that show PASS/FAIL test results at both ends. It generates an oscillating audio tone for use with tone probes to locate cables. Tests UTP and STP data cables and 50 ohm and 75 ohm BNC coax cables.

#### PREMIER

Item No.	Mfg. Part No.	Description
0000031693	PT-1543.1	LAN ProNavigator Wire Map Continuity Tester



## Crimping and Stripping Tools

### PREMIER® Ratcheting Crimp Tool

The Ratcheting Crimp Tool is designed for consistent, high quality connections of three types of modular plugs. The triple crimp cavity accommodates 4P, 6P, and 8P modular plugs. The ratcheting mechanism assures consistent, repeatable crimps of the primary strain relief on modular plugs. Both tools cut and strip flat satin cordage, and round cable can be cut and stripped with the newly designed tool. The rubber-embedded handles provide superior leverage and comfort. The steel frame has a black oxide finish to prevent rust and corrosion.

#### PREMIER

Item No.	Mfg. Part No.	Description
7400017501	PT-1530	Ratcheting Crimp Tool For 4 pin 6 pin and 8 pin Modular Plugs (Professional)
0000127719	PT-1556	Ratcheting Crimp Tool For 4 pin 6 pin and 8 pin Modular Plugs (New Design)



### SealTite™ Pro Coaxial Crimper

The SealTite Pro coaxial crimper is a universal tool that preforms a watertight compression crimp on RG59, RG6, and RG6 quad cables. The tool also crimps CATV "F", BNC, and RCA connectors from multiple manufacturers. The crimp height is easily adjustable and can be secured with a locking nut. With the new design, there is no need for separate adapters which are easily misplaced.

#### PREMIER

Item No.	Mfg. Part No.	Description
0000127990	PT-1555	Coaxial Crimp Tool Compression Type For Waterproof Connections on CATV "F", BNC, and RCA



### Data SureStrip® Stripper

The Data SureStrip stripper cuts and strips UTP/STP round cable, 25-pair phone cable, and flat satin phone cable. The blade depth easily adjusts with a thumb screw, and then self regulates to prevent nicks to the conductors under the outer jacket.

#### PREMIER

Item No.	Mfg. Part No.	Description
0000127988	PT-1116	Stripper for 4 pair and 25 pair Round Cable, and Flat Satin Cable



# Punch Down Tool

## PREMIER® Punch Down Tools

Punch down tool and accessories are for terminating wires onto 110 and 66 type IDC connections.

### PREMIER

Item No.	Mfg. Part No.	Description
7400007501	PT-3572	Punch Down Tool With 110 Blade
7406787501	PT-3573	Punch Down Tool With 66 Blade
7409257501	PT-4572	Replacement 110 Blade For Punch Down Tool
7409027501	PT-4573	Replacement 66 Blade For Punch Down Tool



## PREMIER EZ90 Termination Tool

The PREMIER EZ90 solution offers you a cost-effective way of terminating PREMIER voice and data jacks. The PREMIER EZ90 jack design keeps the wires fixed in the terminals before termination. Just one simple squeeze of the handle and the EZ90 tool seats and terminates all wires as well as cuts off the excess wire. The tool's handle lock feature greatly reduces the tool size making it safer and easier to carry and store. The replaceable cutting module design provides for longer tool life and cost savings.

- Time of termination decreased by 85%
- Less force required to terminate versus standard punch down tool
- Convenient termination for any field installation
- Additional cutting module provided for longer tool life
- Light weight, sturdy design

### PREMIER

Item No.	Mfg. Part No.	Description
0000227825	PT-EZ90	EZ90 termination tool for EZ90 jacks
0000406458	PT-EZ90-CM	Replacement Cutting Module for EZ90 Termination Tool



## Fiber Fusion Splicer

The new hand-held FTEL S177A incorporates an improved heating design that cuts splice-to-heat time by 40 percent, achieving a 9-second splice time and 37-second heat time. The unit's T-shaped body design is also 40 percent lighter, weighing only 4.85 pounds including battery. Ideal for fast field use, the S177A reduces the fiber length required for splicing by 30 percent. In addition, fiber magnification power is 608X, marking the industry's most powerful rating for a core alignment splicer.

- Faster splicing
- Multiple splicing programs
- Built-in battery
- Transreflective LCD
- Large data memory capacity
- Machine self-check
- Simply enter the maintenance menu and select the procedure you wish to perform and the unit will provide step-by-step instruction with images

### Fitel, a Furukawa Product

Item No.	Mfg. Part No	Description
0000186120	S177A-01-KIT	Splicer Fusion F/O Handheld Core-Alignment



S177A Fiber Fusion Splicer

## Fiber Fusion Splicer

With its super low profile and new user interface, the fusion splicer offers next generation workability for every splicing field, FTTX, LAN, backbone, or long-haul installations. Combining the portability, power flexibility and field ruggedness of FTEL's previous generation of hand-held splicers with the proven quality and performance of our ribbon splicers, the S122 delivers fast and consistent splicing with outstanding mobility and extreme ease-of-use.

- Superb mobility and workability
- Rugged body
- New GUI & LCD screen
- Multi-window fiber display
- Fast and accurate
- Enhanced ease of use

### Fitel, a Furukawa Product

Item No.	Mfg. Part No	Description
0000186119	S122A-KIT-1	Splicer Fusion F/O Handheld Sleeves 40-60mm



S122 Fiber Fusion Splicer

## Fiber Fusion Splicer

Fitel's S122M12 represents the industry's first hand-held ribbon fusion splicer. The ultra compact unit allows for easy usage in even the most restricted locations where ribbon splicing has previously not been possible. The unit incorporates several new technologies which allow for skill-free operation whether splicing single fiber or up to 12-ribbon fiber. New technologies include the patented RealTime Arc Control System which greatly improves the splice consistency and reduces splice loss. In addition, this feature virtually eliminates the need to traditional arc checks.

Another innovation is FTEL's Fiber Clamp Vibration System. This feature automatically positions each fiber in the correct v-groove channel for easy operation. This unit is ideal for aerial splicing, nodes and pedestals, as well as traditional large count trunk splicing. The unit can be operated via traditional work bench, worktable, tripod, hand-held, or around the operator's neck. The S122M12 represents the best-in-industry for field ruggedness, manufactured with die-cast metal and incorporating corner pad protection.

- Superb mobility and workability
- Rugged body
- Real Time Arc Control
- Fiber Clamp Vibration System
- Automatic fiber count identification
- New GUI & LCS screen

### Fitel, a Furukawa Product

Item No.	Mfg. Part No	Description
0000186141	S122M-12-KIT-1	Splicer Fusion F/O Mass Handheld Sleeves 40-60mm




S122M12 Fiber Fusion Splicer

Connector Termination Add-On Kit

FITEL's new connector termination system allows for unsurpassed performance and flexibility in the field. This new "splice-on" connector eliminates the need for field polishing and significantly improves the quality of the termination and installation time required. FITEL's factory polished ferrules with pre-cleaved fiber stubs are spliced onto the field fiber utilizing FITEL's proprietary ferrule holder and fusion splicer. Once spliced, the SC/APC or SC/UPC connector is easily assembled by using a process that requires minimal skill or training.

- Simple, fast, & consistent field termination
  - Allows for easy field repair of pre-terminated splitters, fan outs, and drop terminals
- No polishing or epoxy
  - Fiber Management



Fitel, a Furukawa Product

Item No.	Mfg. Part No.	Description
0000171622	SOC-KIT-A	Add-On-Kit Termination Connector Splice-On For S122C Mini Fusion Splicer

Fish Tape

Fish Tape

The Little Buddy® is ideal for handling a wide variety of jobs. At 3/16" outside diameter, this fish tape is only slightly larger than the Wee Buddy. Yet it's available in lengths from 150 to 300 feet, making it ideal for those tasks that might be a bit much for a smaller fish tape to handle, jobs like running inside and outside conduit drops. It's also ideal for home drops from the hand-hole box to the house or building. Some technicians even find it handy on light pole and control wiring, or walker ducts. This lightweight, portable unit operates vertically or horizontally, allowing for a great deal of versatility and offers a drag brake to control payout. It also comes standard with our accessory repair kit.

Jameson

Item No.	Mfg. Part No.	Description
7426150418	10-316-300	Fish Tape 300 Ft. Little Buddy 3/16-Inch Outside Diameter



## OptiSnap® Field-Installable Connector Tool Kit

With proven field-installable connector technology, fiber terminations using the OptiSnap® connector system are fast, easy and reliable. Corning high-precision mechanical splice technology enables fiber optic networks to be installed quickly and cost effectively.

The Corning go/no-go feedback signal allows the installer to verify that the installation is performed right the first time, every time. Insert the fiber, activate the cam and watch the pass/fail light illuminate, instilling confidence in every connector installed.

The factory-polished ceramic ferrule provides superior quality for end-face geometry. The single-mode OptiSnap® Connector is available in an ultra physical contact (UPC) polish or an angled physical contact (APC) polish, offering you a higher grade of performance for your field terminations. With fast installation time and low insertion loss, the OptiSnap Connector system provides a good alternative to fusion splicing. Installation is as easy as strip, clean, cleave, cam and crimp.



### Corning Cable Systems LLC

Item No.	Mfg. Part No.	Description
0000192354	TKT-OPTISNAP-CF	Toolkit for Installation of Optisnap ST SC LC Unicam Connectors Includes FBC-015 Cleaver and TL-OSE Installation tool
0000195142	TKT-OPTISNAP-CA	OptiSnap Installation Toolkit For ST SC and LC UniCam Connectors Includes FBC-014 Cleaver and TL-OSE Installation Tool
0000241790	TKT-OPTISNAP-CC	OptiSnap Installation Toolkit For Clearcurve
0000223612	FBC-014	Fiber Cleaver, Single Fiber, for Angled Cleave
0000204431	FBC-015	UniCam Pretium Cleaver With Diamond Blade
0000223613	FBC-14-15-16-BLADE	Blade Replacement Kit FBC-014 -015 -016
0000186353	OSNP-SCA-900-Z	OptiSnap SC Connector, Single Mode, APC Ceramic Ferrule Logo Organizer EA=1 Pack= 25 eaches
0000186354	OSNP-SCU-900-Z	OptiSnap SC Connector, Single Mode, UPC Ceramic Ferrule Logo Organizer Pack EA=1 PK = 25 eaches
0000196351	OSNP-SCA-250	OptiSnap SC 250 m Connector, Single Mode, APC Ceramic Ferrule Logo Single Pack
0000196352	OSNP-SCA-250-Z	OptiSnap SC 250 m Connector, Single Mode, APC Ceramic Ferrule Logo Organizer Pack Of 25
0000196353	OSNP-SCA-900	OptiSnap SC Connector, Single Mode, APC Ceramic Ferrule Logo Single Pack
0000196354	OSNP-SCU-250	OptiSnap SC 250 m Connector, Single Mode, UPC Ceramic Ferrule Logo Single Pack
0000196355	OSNP-SCU-250-Z	OptiSnap SC 250 m Connector, Single Mode, UPC Ceramic Ferrule Logo Organizer Pack Of 25
0000196356	OSNP-SCU-900	OptiSnap SC Connector, Single Mode, UPC Ceramic Ferrule Logo Single Pack
0000196483	OSNP-SCA-900-Z	OptiSnap SC Connector, Single Mode, APC Ceramic Ferrule Logo Organizer Pack of 25 pieces
0000196979	OSNP-LCU-900-Z	OptiSnap LC Connector, Single Mode, UPC Ceramic Ferrule Logo Organizer Pack of 25
0000198302	OSNP-STU-900-Z	OptiSnap ST Connector SM UPC Ceramic Ferrule Logo Organizer Pack of 25 EA=PK
0000199803	OSNP-SCU-900-Z	OptiSnap SC Connector SM UPC Ceramic Ferrule Logo Organizer Pack
0000203032	OSNP-LCU-900	OptiSnap LC Connector SM UPC Ceramic Ferrule Logo Single Pack
0000223614	OSNP-STU-900	OptiSnap ST Connector SM UPC Ceramic Ferrule Logo Single Pack
0000223615	VFL-A125	1.25mm Ferrule Adapter For UniCam Pretium Installation Tool
0000223616	VFL-A250	2.5 Ferrule Adapter For UniCam Pretium Installation Tool
0000200554	VFL-AKIT	1.25/2.5 Ferrule Adapter Kit for Ferrule Adapter for UniCam Pretium Installation Tool (1 each)



# Analog Multimeters

## Analog Multimeters

The model 310 series is the favorite hand-held analog volt-ohm-meter in the maintenance and telecommunications field.

These analog meters include a polarity reversing switch.

### Triplett

Item No.	Mfg. Part No.	Description	Ranges	Voltage Ranges	Resistance Ranges	Ohm Ranges
5504050181	3022	Analog Model 310-C VOM	18	5 DC & 5 AC	4	
5514930181	3067	Analog 310 Model 3067 VOM	16	4 DC & 4 AC		4



## Analog Multimeters

The model 60 series are drop resistant, overload protected volt-ohm-meters for demanding field use. They are guaranteed to withstand a 5-foot drop on all ranges by our unique 3-fuse arrangement.

The Triplett 3145 includes a mirrored scale and polarity reversing switch.

### Triplett

Item No.	Mfg. Part No.	Description	Ranges	Voltage Ranges	Current Ranges	Resistance Ranges	Decibel Ranges
5503720181	3145	Analog Model 60 VOM Type 5	28	8 DC & 6 AC	4 DC	5	5



## Analog Multimeters

The model 630 series is the industry standard for laboratory, bench and field testing.

- Single range switch to help reduce chance of operator error
- Diode overload protection and 2 fuse arrangement
- Mirrored scale to reduce parallax error
- Decibel function for audio work
- All ranges are fuse protected

### Triplett

Item No.	Mfg. Part No.	Description	Ranges	Voltage Ranges	Current Ranges	Resistance Ranges	Decibel Ranges
5515190181	3030	Analog Model 630 VOM	25	6 DC & 5 AC	4 DC	5	5



# Digital Meters

## Digital Multimeters

True RMS 6000 Count display Digital Multi Meter.

- Features 61 segment bargraph
- Blue bbacklit LCD
- Auto/Manual ranging
- DC voltage ranges to 1000V and AC voltage ranges to 750V
- AC/DC current ranges to 10A
- Resistance ranges to 60M
- Temperature test fahrenheit and celsius selectable
- Flexible auto power off
- Includes safety test leads with screw-on alligator clips
- Thermocouple probe and 9 volt battery
- 3 year warranty

### Triplett

Item No.	Mfg. Part No.	Description
0000151165	9045	True RMS 6000 Count Digital Multi Meter



True RMS 6000 Count Digital Multi Meter

## Digital Multimeters

The 287 is a handheld digital multimeter with true RMS and 1-kHz bandwidth. It also includes a TL71 lead, 0.025% DC accuracy and 1 microvolt resolution for bench meter performance.

This tool is used to find temperature, capacitance, dB, frequency, pulse width and duty cycle problems. It includes a light, bright white display with a dual parameter read out. Complex maintenance and design problems are solved with the advanced functions and accuracy levels.

### Fluke Electronics

Item No.	Mfg. Part No.	Description
3080240764	Fluke-287	287 Digital Multimeter



287 Digital Multimeter

## Digital Multimeters

The 170 series has the features needed to find most electrical, electronic, electro-mechanical, heating and ventilation problems. They include a wide 1000 volt measurement range with capacitance, resistance, continuity, and frequency testing.

The 177 and 179 testers provides true-RMS, AC voltage and current for accurate measurement loads. It has a large digital display with analog bargraph and display backlight for work in dark areas.

The 179 includes a built-in temperature probe.

### Fluke Electronics

Item No.	Mfg. Part No.	Description
0000003513	Fluke-177	177 Multimeter
5371310764	Fluke-179	179 Digital Multimeter with Built-in Thermometer



177 and 179 Multimeter

Test

# Telco and Transmission Testers

## Transmission and Cable Test

The Sidekick T&N combines the functions of the Sidekick 7B plus the features of transmission and noise testing, loop current testing, circuit loss testing, metallic noise testing, power influence testing and load coil detection.

### Greenlee

Item No.	Mfg. Part No.	Description
5194848211	1137-5002	Sidekick T&N Transmission and Noise Tester



## Telco Tester

The 3230 noise mitigation test set is a portable, weather-resistant, noise mitigator test set.

It excels at measuring noise caused by excessive radiated harmonics. All data analysis is accomplished internally and does not require PC support. The user-friendly mitigator is menu driven and has a help key for on-line assistance.

- "Green window" test
- Data logging
- Analysis mode
- Peak finder

### Triplett

Item No.	Mfg. Part No.	Description
0238310181	3230	Noise Mitigation Test Set




## Telco Tester

Fox 2 and hound 3 probe kit- includes:

- Fox 2 deluxe tone generator
- Hound 3 probe inductive tracer
- Cordura carrying case

### Triplett

Item No.	Mfg. Part No.	Description
0000185466	3399	Fox 2 and Hound 3 Probe Kit



Linemans Test Sets

These test sets are for POTS testing on analog or high-frequency digital lines. Features include a 2-way speakerphone, piercing pin cord, angled bed-of-nails cord, high impedance for DataSafe operation in monitor mode and RainSafe™ protection against unfavorable field conditions.

- 3 audio levels
  - Electret microphone
  - Audible electronic ringer
  - Tone/pulse
- Redial
  - 2 polarity LEDs
  - Moisture resistant

Fluke Networks

Item No.	Mfg. Part No.	Description
5519010429	22801-001	Test Set with 2-Way Speaker Phone with Piercing Pin Clip
5517810429	22801-009	Test Set with 2-Way Speaker Phone with Bed-of-Nails Cord



TS52 Pro and TS22A Test Set

Linemans Test Sets

The TS®22 series provides POTS testing on analog or high-frequency lines. The 22800-001 and 22800-009 include an amplified speaker and RainSafe protection against unfavorable field conditions.

Fluke Networks

Item No.	Mfg. Part No.	Description
5514940429	22800-001	TS22 Test Set with Amplified Speaker with Standard Cord
5514990429	22800-009	TS22 Test Set with Amplified Speaker with Bed-of-Nails Cord
5515340429	P3218-234	Line Cord TS21/22, with Angled Bed-of-Nails

Linemans Test Sets

Fluke Networks' TS30 Test Set features the latest in test set case design, at an affordable price. The ergonomic non-slip grip handle provides improved handling of the set in all weather conditions. Includes DataSafe® operation so technicians can clip onto a line in Monitor mode, without disrupting existing data traffic.

- High impedance DataSafe™ operation in Monitor mode
  - DropSafe™ reliability passes 20 foot drop test
  - RainSafe™ protection in severe weather conditions
- Mute switch
  - Last number redial

Fluke Networks

Item No.	Mfg. Part No.	Description
5331630429	30800009	TS30 Test Set with ABN



TS30 Test Set

# Linemans Test Sets

## Linemans Test Sets

A three-in-one-TDR, toner and pair identifier – premium, VDV test set.

- TDR – find cable length measurement and locate faults on virtually all types of cable including twisted pair, coaxial, and parallel conductors
- Toner – five separate tones for fast and easy differentiation between multiple wire pairs
- SmartTone® – short the correct pair and tone changes for exact pair identification
- Data indication – warns when data is present on the line
- Voltage indication/measurement – identifies potential line problems
- Current (mA) indication/measurement – verifies sufficient line current
- Caller-ID with Call Waiting CID – verifies functional service
- DTMF Digit Grabbing – isolates faulty customer premise equipment
- Detects dial tone, places and receives calls
- Polarity

### Fluke Networks

Item No.	Mfg. Part No.	Description
0000439629	TS54-A-09-TDR	Three-in-one-TDR, toner and pair identifier – premium, VDV test set



TS54 TDR

## Linemans Test Set

The TS52 PRO Test Set features backlit LCD and glow-in-the-dark keypad.

- Display—back-lit LCD and glow-in-the-dark keypad
- DataSafe Pro—superior high-impedance monitoring, lockout and override, making you completely safe in any mode
- DropSafe/RainSafe™—passes 20-foot drop test and designed for use in rainy conditions
- DSL/POTS filtering technology—allows technicians to clip on a live DSL line to test POTS service without downing or disrupting data service
- Two-way, hands-free speakerphone—for true hands-free conversation

### Fluke Networks

Item No.	Mfg. Part No.	Description
0000241458	52801001	TS52 PRO Test Set, with piercing pen
0000241404	52801004	TS52 PRO Test Set, with 346APLUG
0000226423	52801009	TS52 PRO Test Set, with ABN/PP
0000231664	52801RJ9	TS52 PRO Test Set, with ABN/PP
0000434032	52801TNT	Test Set Butt Set TS52 PRO



TS52 PRO Test Set

## Banjo Adapter

### PREMIER Modular In-Line (Banjo) Adapter

Banjo adapter for in-line testing of circuits with 4-wire, 6-wire, or 8-wire modular plugs.

### PREMIER

Item No.	Mfg. Part No.	Description
5516667501	PT-MTA-6	Banjo Adapter For In-Line Testing Of Circuits With 4-Wire Or 6-Wire Modular Plugs
5516677501	PT-MTA-8	Banjo Adapter For In-Line Testing Of Circuits With 8-Wire Modular Plugs



Banjo Adapter

## Ground Resistance Testers

### Ground Resistance Test Equipment

The DET2/2 incorporates a simple and fully automatic operation.

- Resistance range from 0.010Ω to 19.99 kilohms
- Accurately measures ground resistance under the most demanding conditions
- High Sensitivity
- High resolution - 0.001 Ohms with autoranging

#### Megger

Item No.	Mfg. Part No.	Description
0000053759	DET2/2 250202	DET2/2 Ground Resistance Tester



## Gas Detectors

### Gas Detector

This portable multi-gas monitor is used to detect and display up to four gasses simultaneously. The gases detected are oxygen, methane, carbon monoxide, and hydrogen sulfide. It includes a pump and data logging charger with adapter.

The PELCHEK-ENF is a 34 liter, 4 gas calibration mixture used with the PELCHEK-MAX414 and fits into the Enforcer.

PELCHEK-FCHO is a replacement cartridge for the PELCHEK-MAX414 and includes O2, CO, H2s, LEL sensors.

PELCHEK-Cal1 is a 34 liter, 4 gas calibration mixture for the PELCHEK-MAX414.

#### Pelsue

Item No.	Mfg. Part No.	Description
0000069470	PELCHEK-MAX414	PELCHEK-MAX414
0000069468	PELCHEK-ENF	PELCHEK-ENF Enforcer Calibration Unit
0000069467	PELCHEK-CAL1	PELCHEK-CAL1 4 Gas Calibration Mixture
0000069469	PELCHEK-FCHO	PELCHEK-FCHO Replacement Cartridge





Cable/Pipe Fault Locator

The 2273 series is a cable and sheath fault locator. Dynatel locators have several built-in features that allow you to perform cable locating with the utmost accuracy.

It is used to find the exact path and estimated depth of CATV and telephone cables or pipes with metallic tracer wires. The 2273 locators have four operator selectable frequencies, visual cable locates, and a direct readout of active duct probe.

- Both units have a direct connect cable for Telco and CATV applications
- The 2273- U3T3 identifies and measures points of cable damage
- The 2273-U5T3/A comes with extended DC power

3M Telecom Systems Division

Item No.	Mfg. Part No.	Description
5193160216	2273-U5T3/A	Cable/Sheath Fault Locator, Receiver, 5 Watt Transmitter, 3-Inch Inductive Coupler, Direct Connect Cable for Telco/CATV Applications
0000383261	2273-U3T3	Advanced Cable/Sheath Fault Locator, Provides Toning of Aerial Cable, Identify and Measure Points of Cable Damage, 3 Watt Transmitter, 3-Inch Inductive Coupler



2273 Cable Locator/Sheath Fault Locator

Cable/Pipe Fault Locators

The ultra advanced 2273M series is a cable/pipe/fault locator. These locators feature the best in class, speed, sensitivity and accuracy.

The unique features include configuration tools tailored to the users need, user definable frequencies and screens. It provides the features of the 2250 series locators.

The 2273M-iD option enable users to read and write facility or user data for the new 1400 series iD markers.

- Includes 2273 receiver with EMS-iD locating capabilities
- M Series provides the deepest location features

3M Telecom Systems Division

Item No.	Mfg. Part No.	Description
0000046025	2273M-ID/UC3W-RT	Ultra Advanced Cable/Pipe/Fault Locator, Includes 2273 Receiver with EMS-iD Locating Capabilities, 3 Watt Transmitter, 3-Inch Inductive Coupler
0000046393	2273M-UC5W/RT	Ultra Advanced Cable/Pipe/Fault Locator, Includes 2273 Receiver, 5 Watt Transmitter, 3-Inch Inductive Coupler
0000427717	2273M-iD/UC5W-RT	Ultra Advanced Cable/Pipe/Fault Locator, Includes 2273 Receiver, 5 Watt Transmitter, 3-Inch Inductive Coupler



2273M Cable/Pipe/Fault Locator

Cable/Pipe Fault Locators

The 2250M cable/pipe locators are microprocessor-based systems that incorporate advanced digital signal processing techniques. Traces the path of underground cables and pipes, both copper and fiber optic.

The 2250's are used to find the exact path and estimated depth of CATV and telephone cables or pipes with metallic tracer wires.

- The 2250M-CNTR/5W is a microprocessor-based system that incorporates advanced digital signaling

3M Telecom Systems Division

Item No.	Mfg. Part No.	Description
5521960216	2250-U3T3	Cable Locator, 3-Inch Coupler, 3 Watt Transmitter
0000124580	2250M-CNTR/5W	Cable/Pipe Locator, 6-Inch Coupler, 5 Watt Transmitter



Cable Locator 2250M

Cable/Pipe Fault Locators

3M Dynatel Marker Locator 1420-iD

Item No.	Mfg. Part No.	Description
0000031033	1420	EMS-iD Marker Locator with ID Read/Write

Cable/Pipe Fault Locators

3M Ball Marker

Item No.	Mfg. Part No.	Description
3087060216	1401XR	Marker Ball 4-Inch Orange



## Location Devices

### Cable/Pipe Fault Locators

The Cable Hound Receiver® with DSP noise suppression uses state-of-the-art digital signal processing to filter out virtually all unwanted noise. It detects the 2.7 kHz signal produced by the Cable Hound transmitter.

- Auto-off switch on the transmitter and receiver improves battery life
- Quality padded headphones for use in noisy environments
- Improved depth and distance capabilities
- New receivers with digital signal processing (DSP)
- Kit includes: Transmitter, digital receiver, headphones, tone probe, ground rod and carrying case

#### Independent Technologies/Metrotel Corp.

Item No.	Mfg. Part No.	Description
0000118167	99-0118	Cable Hound DSP Kit



Cable Hound DSP Kit

### Cable/Pipe Fault Locators

Fluke Networks' cable fault finders are easy-to-use, three-in-one testers: a fault locator, a cable inventory manager and a toner with SmartTone® technology. Easily find the distance to opens or shorts on electrical wire, telephone wire, security wire and coax. Displays distance reading rather than waveform

- TS90 works on any two or more conductor cable up to 2,500 feet
- TS100 works on any two or more conductor cable up to 3,000 feet (metric unit also available) Instantly measures distance to open or short from one end of any cable pair
- Patented SmartTone® tone generator positively identifies pair
- Measures cable distance on spool
- Measures constantly while "on"

#### Fluke Networks

Item No.	Mfg. Part No.	Description
0000098652	26500090	TS90 works on any two or more conductor cable up to 2,500 feet
0000376200	26500000	TS100 works on any two or more conductor cable up to 3,000 feet



TS90/ TS100

## Tones and Probes

### Tones and Probes

The Pro3000Tone and Probe Kit is the innovative analog tone and probe from Fluke Networks. Easily identify individual pairs with its patented SmartTone™ technology (the five different tones for exact pair identification). The large powerful speaker on the probe allows you to hear through drywall, wood or other enclosures to find wires quickly and easily. Kit includes pouch.

- Select solid or alternating tone options, indicated with solid or flashing LEDs
- Exclusive SmartTone™ technology can generate five separate analog tones when the pair is shorted at the far end
- Works on de-energized AC wire, telephone/twisted pair wire, all voice and data category rated cable, all coax cable, speaker wire and security wire
- Send tone signal up to 10 miles on most cables
- Line cord features Angled Bed-of-Nails clips and ruggedized RJ-11 plug for direct access to phone and data jacks without adapters

#### Fluke Networks

Item No.	Mfg. Part No.	Description
0000126906	26000900	PRO3000tm Analog Tone and Probe Kit



PRO3000 Tone And Probe Kit

### Tones and Probes

The IntelliTone Pro 200 LAN Toner and Probe Series from Fluke Networks is the first network cable toner and probe to offer digital and analog signaling all in one tool

- Ends cable location confusion—decisively rejects noise and false signals
- Locates cables on active networks—even when terminated at a switch
- Isolates cable and wiring within a bundle despite cable bleed
- Confirms cable location, verifies continuity, and detects faults (opens, shorts, and reversed pairs) in one step

#### Fluke Networks

Item No.	Mfg. Part No.	Description
0000424987	MT-8200-60-KIT	IntelliTone Pro 200 LAN Toner and Probe



IntelliTone 200

## Voltage Detectors

### Voltage Detector

The C9970 and C9973 detect AC and DC voltages through a long-life carbide tip and comes with a probe cap.

The C9973 voltage detector kit includes: voltage detector, probe cap, storage bag, temporary bond, ground cord, and handbook.

#### Fluke Networks

Item No.	Mfg. Part No.	Description
0000284600	C9970	C9970 Voltage Detector
5510611268	C9973	C9973 Voltage Detector Kit



C9970 Voltage Detector

### Voltage Detector

The FVD voltage detector tests for potentially hazardous AC voltage that may be encountered by communication technicians.

#### Telco Sales

Item No.	Mfg. Part No.	Description
4186444862	FVD	Foreign Voltage Detector
4186654862	FVD/FVDP	Foreign Voltage Detector with Leather Pouch
4186454862	FVDP	Leather Pouch for Foreign Voltage Detector



Foreign Voltage Detector with Leather Pouch

## Copper and DSL Testers

### 965 DSP Testing Accessories

The Dynatel™ 900 series far end devices and accessories are used with the 965DSP test sets.

#### 3M Telecom Systems Division

Item No.	Mfg. Part No.	Description
0192610216	1149	Adaptor, Alkaline Battery 900 AST
0192570216	1143	Green Test Lead/Alligator Clip
5349510216	1145	Adaptor 110/220 VAC
0000018813	1151	Soft Carrying Case DSP/DSL
0192590216	1147	Ground Strap
3059580216	1146	Cigarette Lighter Adaptor



1342 Far End Device • 1343 Far End Device

### Copper and DSL Testers

The MTT series is a handheld test set for access network installation, verification, and troubleshooting. The MTT offers a selection of over 30 test modules to fit applications ranging from fiber optics, metro, DSL, transport and service. The MTT family is comprised of various chassis configurations allowing you to match your testing needs.

#### Sunrise Telecommunications

Item No.	Mfg. Part No.	Description
0000083241	MTT-ACM 11	Full Chassis with Advanced Cable Maintenance Features. High resolution color display and the following: Line Measurement, TDR, DMM features
0000082372	MTT-Color	MTT Color Basic Chassis. xDSL w/ Advanced Cable Maintenance Features. High Resolution Color Display & Line Measurement, TDR, DMM Features



MTT Chassis with modules

## Copper and DSL Testers

### Copper and DSL Testers

The HST-NS-Pkg-1 allows the technician to completely qualify the copper pair before testing the ADSL service. The technician will be able to verify that the customer can log into and surf the Web.

- The package includes:
  - HST-3000C - HST-3000 mainframe
  - HST-3000TDR - TDR option
  - HST-3000-RFL - RFL option
  - HST-3000IP - IP suite option
  - HST-3000-WEB - Web browser option
  - HST-3000-CAR2A - ADSL/2/2+/Cu SIM
  - CB-008501 - T/R/G to clip lead
  - CB-008401 - 8 pin mod/2 clip lead
- All HST-3000 test sets can be upgraded for T-1, POTS, VoIP and IP testing

#### Viavi

Item No.	Mfg. Part No.	Description
0000123893	HST-NS-Pkg-1	HST-3000 with Copper and ADSL Package



HST-3000 with Copper and ADSL Package

## T-1 Tester

### T-1 Tester

The HST-3000 for T-1 allows the technician to completely qualify the T-1 circuit. Verifies the circuit has proper framing, coding and is clean of BIT errors and BiPolar violations. It runs all test patterns including multi-patt.

- Package includes:
  - HST-3000CE - HST-3000 mainframe
  - HST-3000-T1
  - T-1 SIM
  - CB-10615 - 10" Ban-Ban Cable
  - AC-009801 - Hanging Hook
- All HST-3000 test sets can be upgraded for ADSL, POTS, VoIP and IP testing

#### Viavi

Item No.	Mfg. Part No.	Description
0000123894	HST-3000 For T-1	T-1 Testing Package



HST-3000 T-1 Tester

## Fiber Test Equipment

### Hand-Held Fiber Optical Identifiers

This self-contained unit identifies optical fiber by detecting the optical signals being transmitted through them. Eliminates the need to open the fiber at the splice point for identification, eliminating the possibility of service interruption.

- Accepts 250  $\mu$ m coated fiber
- 900 $\mu$ m coated fiber
- 3mm jacketed fiber cable and ribbon fiber

#### Wilcom

Item No.	Mfg. Part No.	Description
0000044719	F6121A Optical Fiber Identifier	Hand-Held Fiber Optical Identifier



F6121A Hand-Held Fiber Optical Identifiers

### Hand-Held Fiber Optical Identifiers

The F6222 detects signal direction with hands-free operation.

- Detects 270Hz, 1kHz, and 2kHz modulation
- Less than 0.6dB insertion loss
- Works on single-mode cable
- Optimized for 1310 and 1550nm wavelengths
- Measures and displays relative core power in dB

#### Wilcom

Item No.	Mfg. Part No.	Description
3058830256	F6222 Advanced Optical Fiber Identifier	Hand-Held Fiber Optical Identifier



F6222 Hand-Held Fiber Optical Identifiers



# Fiber Test Equipment

## Fiber Identifiers

The OFI 200D is a low cost, hand-held instrument designed to detect optical signals without disrupting traffic. By clamping the OFI 200D onto a fiber, the unit will indicate if there is no signal, a 2 kHz tone or traffic and show signal direction.

It is used during restoration or rerouting to positively identify fibers prior to cutting or splicing.

- Accepts 250 µm coated fiber
- 900µm coated fiber
- 3mm jacketed fiber cable and ribbon fiber
- No head swapping or adjustments
- Low insertion loss - traffic remains uninterrupted

### AFL Telecommunications

Item No.	Mfg. Part No.	Description
5361634022	OFI 200D	Optical Fiber Identifier



OFI 200D Optical Fiber Identifier

## Fiber Power Meters

The OPM 4-4D is used to measure optical power fiber optic networks. When used with an LED or laser light source, the OPM 4-4 can also measure the attenuation (insertion loss) of multi-mode or single-mode optical cables.

- Stores reference setting for each calibration wavelength
- Wavelengths include 850, 980, 1310, 1480, 1550, and 1625
- The OPM runs on a standard 9-volt alkaline battery

### AFL Telecommunications

Item No.	Mfg. Part No.	Description
0000044696	OPM 4-4D	Fiber Power Meter



OPM 4-4 Fiber Power Meter

## Fiber Power Meters

Use the F6230A to find breaks, bad splices, tight crimps, poor components, and bad connections on single-mode or multi-mode operations.

The universal connector eliminates the inconvenience of using a patch cable for direct connection to fiber under test if connector styles are dissimilar.

- Has a universal connector for 2.5mm ferrule
- Provides LED indicator for an active laser mode and low battery
- Pencil style
- Uses one AA alkaline battery

### Wilcom

Item No.	Mfg. Part No.	Description
0117910000	F6230A Visual Fault Locator	Visual Fault Locator



F6230A Visual Fault Locator

## Fiber Optic Test Sets

Fluke Networks' SimpliFiber Optical Loss Test Kits provide all the tools you need to verify proper installation and maintain optical fiber cabling infrastructure in one protective carrying case.

Variety of kits contain simple and effective tools for measuring loss and power levels, locating faults and polarity issues and inspecting connector endfaces. Choose from our basic FTK-1000 verification kit, the full featured FTK-1300 multimode verification kit, our FTK-1450 complete verification kit for both multimode and singlemode fiber cabling, or the CIQ-FTK which combines multimode fiber verification with the popular Cable IQ copper cabling qualification kits.

### Fluke Networks

Item No.	Mfg. Part No.	Description
0000185445	FTK1300	Multimode Fiber Verification Kit
0000185446	FTK1400	Complete Fiber Verification Kit



FTK-1300 Multimode Verification Kit

Fiber Optic Testing

Fiber OneShot PRO takes the complexity out of singlemode fiber testing by analyzing fiber links and measuring faults up to 23,000 meters (15 miles) in less than five seconds. Whether you are troubleshooting FTTx, Hybrid Fiber Coax (HFC), fiber links between Central Offices, or working on regional or rural access networks, Fiber OneShot PRO is your first response to fiber trouble.

- Quick set-up. Connect your fiber and press the Test button. No lengthy set-up necessary
  - Find problems quickly. Six-second test time—no more blind troubleshooting that can waste hours
  - Locate macro bends, high-loss splices, breaks and dirty connectors in singlemode fiber
- See Key information on a large display; power loss in db and distance in meters or feet
  - Visible in dark areas. Backlighting display turns off automatically
  - Long battery life, 1,500 tests (typical) from 2 AA alkaline batteries

Fluke Networks

Item No.	Mfg. Part No.	Description
0000355252	FIBR-1-KITPRO	Fiber testing for FTTx, Hybrid Fiber Coax (HFC), fiber links between Central Offices, or working on regional or rural access networks



Fiber OneShot PRO

Fiber Inspection Viewer

Use Fluke Networks’ FT120 fiber microscope to inspect the ends of fiber optic connections. Ensure your termination is smooth, clean and ready for optical transmission. Inspect multimode and singlemode fiber end-faces quickly, and protect eyes from harmful infrared rays with the built-in safety filter.

- Ensures clean, smooth terminations ready for optical transmission
  - Special safety filter to protect your eyes from harmful infrared rays
- Handheld microscopes used to inspect the ends of fiber optic connections
  - FT120 offers 200X magnification

Fluke Networks

Item No.	Mfg. Part No.	Description
0000185443	FT120	Fiber Viewer, 200x Magnification



FT120 Fiber Microscope

Fiber Inspection Microscope

The FiberInspector Mini video microscope enables inspection of end-faces on all types of installed fiber. The portable video microscope projects a crisp, clear image of microscopic debris and end-face damage. In a survey commissioned by Fluke Networks, end-face contamination was found to be the leading cause of fiber failures. By inspecting end-faces before mating, this common problem can be prevented.

- Inspect all types of installed fiber to prevent the #1 cause of fiber failure
  - Quickly determines whether fiber connectors on a hardware device are clean and in good condition without disassembling the device
- Contains high-magnification optics that provide crisp, clear images of microscopic debris and end-face damage
  - The exceptionally convenient FiberInspector Mini uses a 200x magnification probe sufficient for inspecting both multimode and singlemode fiber

Fluke Networks

Item No.	Mfg. Part No.	Description
0000185444	FT500	FiberInspector Mini Video Microscope



FiberInspector Mini Video Microscope

Visual Fault Locator

The laser-powered VisiFault Visual Fault Locator (VFL) traces fibers, verifies continuity and polarity, and helps find breaks in cables, connectors and splices. Continuous and flashing modes for easier identification. Compatible with 2.5mm and 1.25mm connectors for easy connection.

- Bright red visible laser light source, features continuous and flashing modes
  - Accelerates end-to-end fiber continuity checks
- Speeds fiber tracing and identification
  - Aids in location of fiber faults including tight bends, breaks and bad connectors

Fluke Networks

Item No.	Mfg. Part No.	Description
0000115462	VISIFAULT	Visual Fault Locator



VisiFault Visual Fault Locator



# Fiber Test Equipment

## Laser Light Sources

The OLS2-Dual SC light source performs insertion loss measurement on single-mode fiber optic links when used with an optical power meter.

The OLS 4 is also an integrated, two-port LED and laser light source with Wave ID. It has an 850nm and 1300nm LED output from a multi-mode output port and 1310 nm and 1550 nm laser output from a single-mode output port.

- 1310 nm and 1550 nm laser output from a single output port
- 4 operation modes: dual wavelengths sending ID, single wavelength sending ID, CW, & modulated tone
- Output port is equipped with a removable SC adapter to allow the output connector to be inspected & cleaned

### AFL Telecommunications

Item No.	Mfg. Part No.	Description
0000044695	OLS2-Dual SC	Laser Light Source
0000056504	OLS 4	LED and Laser Light Source



## OTDR

The MTS-NS-Pkg-1 OTDR allows the technician to completely qualify fiber, verify fiber length, look for anomalies, and determine fault location.

- Package includes:
  - MTS-E5100 - MTS-5100 mainframe
  - E5100 - color screen
  - E5026 - 1310/1550nm module
  - E5004 - carrying case
  - EUNIPSCS - universal PC-SC adapter
- Traces can be loaded onto a disk for future reference
- Rugged and ideal for field use
- Additional modules available for long range requirements

### Viavi

Item No.	Mfg. Part No.	Description
0000123895	MTS-5100 OTDR	MTS-NS-Pkg-1 MTS-5100 OTDR



## PREMIER Bare Fiber Adapter

- Durable aluminum-alloy housing
- Simple, accurate, easy to use
- Hands free with magnetic mount
- Fiber retaining mechanism holds fiber in place
- Commonly used SC connector port allows for replaceable jumper
- Built-in compartment to assist in bare fiber alignment and removal of broken fibers
- Matching gel not required

### PREMIER

Item No.	Mfg. Part No.	Description
0000202073	PT-BFA-KIT	Bare Fiber Adapter with Zipper Case with Carabiner Clip, 122m (400ft) Singlemode Fiber, Operation Guide, Cleaning Wire Kit, 1m SC Fiber Jumper



## Fiber Optic Cleaning Kit

Contaminated end-faces are the #1 cause of fiber link failure. Prevent this common problem with Fluke Networks' Fiber Optic Cleaning Kits and Components. These precision fiber optic cleaning kits and components allow effective removal of all contaminants from end-faces on both patch cords and inside ports.

- Prevent the #1 cause of fiber link failure: end-face contamination
- Everything needed for precision cleaning of end-faces on both patch cords and inside ports
- Specially formulated solvent dissolves contaminants, neutralizes static charge and encapsulates particles for removal
- A range of wipers and swabs enable cleaning of all styles of fiber optic connections
- By fitting in your pocket, Fiber Optic Cleaning Cards are conveniently perfect for troubleshooting
- Use the convenient and rugged carrying case to store all of the cleaning components

### Fluke Networks

Item No.	Mfg. Part No.	Description
0000178049	NFC-Kit-Case	Fiber Optic Cleaning Kit—includes cleaning cube w/ wipers, 10 cards w/ sealed cleaning zones, solvent pen, 2.5 mm port cleaning swabs & 1.25 mm port cleaning swabs in a rugged carrying case
	NFC-Kit-Box	Fiber Optic Cleaning Kit—includes cleaning cube w/ wipers, 5 cards w/ sealed cleaning zones, solvent pen & 2.5 mm port cleaning swabs
	NFC-Cube	Cleaning cube with wipers—cleans up to 500 end-faces
	NFC-Cards-5pack	5 cards with 12 sealed cleaning zones each—perfect for troubleshooting
	NFC-SolventPen	Special solvent dispensed from pen (9 g)
	NFC-Case	Carrying case for cleaning accessories





# We're not good at everything...



## But, we're darn good at building FTTx Networks

Sometimes the pros make things look easier than they really are. We're not professional mountain bikers, but we are when it comes to engineering smaller, more efficient products for your FTTx installations. We know it's important to plan for future growth and space is at a premium. Our new line of MDU Solutions gives you all the same features as the other guys but with a much smaller footprint. They always say, "stick to your strengths" and with more than 30 years in the industry we've certainly learned a thing or two. So we'll leave the biking to the pros and keep working to bring you new and innovative FTTx solutions.

**Get the FTTx Brochure. Visit:**

**[AFLglobal.com/KGP](http://AFLglobal.com/KGP)**



### FTTx MDU Solutions

- Exterior Distribution Cabinets
- Mini Interior Distribution Cabinets
- MDU Entrance Enclosures
- MDU Drop Cable Assemblies
- Wall Mount Enclosures
- Splicing and Distribution Enclosures
- Field-Installable Connectors



# Protective Clothing

## Lineman and Protector Gloves

Brenton Safety offers numerous services and products to protect people, facilities and the environment as well as to help customers comply with occupational health, safety and environmental regulations.

### Brenton Safety Inc.

Item No.	Mfg. Part No.	Description
7451210288	LP-5S10/305BL	Glove Protector Leather D Size 10

## Protector Gloves

### Allied Glove

Item No.	Mfg. Part No.	Description
7456824462	LG335 10	Glove Protector 3-Inch Fluorescent Orange Cuff
7456864462	LG335 11	Glove Protector 3-Inch Fluorescent Orange Cuff

### Bodine Business Products

Item No.	Mfg. Part No.	Description
0000151417	BBP-328-8	Gloves Leather Protector 3-Inch Cuff Florescent Orange Size 8
0000151434	BBP-328-10	Gloves Leather Protector 3-Inch Cuff Florescent Orange Size 10
0000151416	BBP-328-12	Gloves Leather Protector 3-Inch Cuff Florescent Orange Size 12

## Driver Gloves

Midwest Quality Gloves, Inc. is the largest U.S. producer of leather work gloves including elkskin, buckskin, cowhide and goatskin. The product line includes leather, cotton, leather combination and coated work gloves, chemical gloves, garden gloves, sport gloves and rain gear.

### Midwest Quality Gloves

Item No.	Mfg. Part No.	Description
7453640595	608 MED	Glove Leather Driver Lightweight Medium
7453650595	608 LRG	Glove Leather Driver Lightweight Large
7453660595	608 XLRG	Glove Leather Driver Lightweight X-Large



### Bodine Business Products

Item No.	Mfg. Part No.	Description
0000151430	BBP-8201S	Glove Leather Driver Lightweight Small
0000151429	BBP-8201M	Glove Leather Driver Lightweight Medium
0000151428	BBP-8201L	Glove Leather Driver Lightweight Large
0000151431	BBP-8201XL	Glove Leather Driver Lightweight Extra-Large

## Cut-Resistant Gloves

### Napa Glove Co Inc.

Item No.	Mfg. Part No.	Description
7453154106	6301-SMALL	Gloves Cut-Resistant Small Ambidextrous
7450994106	6301-MEDIUM	Gloves Cut-Resistant Medium Ambidextrous
7451034106	6301-LARGE	Gloves Cut-Resistant Large Ambidextrous

# Protective Clothing

## Safety Gloves

### Reis Environmental



Item No.	Mfg. Part No.	Description
5176494799	333023	Glove Safety Mesh Medium
5176504799	333025	Glove Safety Mesh Large

## High Voltage Gloves

### Saf-T-Gard International, Inc.



Item No.	Mfg. Part No.	Description
0146028117	E-214RB/10	Gloves Size 10 Rubber High Voltage

## Glove Liner

Stauffer offers a full line of safety wear, including eye wear, foot wear, head wear, rain gear, fall protection, fire protection and gas instrumentation.

### Stauffer Glove & Safety



Item No.	Mfg. Part No.	Description
7452084064	K26 M	Glove Liner Medium for Work Gloves

### Bodine Business Products

Item No.	Mfg. Part No.	Description
0000151420	BBP-3480XL	Glove Liner Cotton Work Glove Extra-Large
0000151419	BBP-3480L	Glove Liner Cotton Work Glove Large

## Disposable Gloves

### Bodine Business Products

Item No.	Mfg. Part No.	Description
0000151422	BBP-4062M	Gloves Disposable Vinyl Medium
0000151421	BBP-4062L	Glove Disposable Vinyl Large
0000151423	BBP-4062XL	Glove Disposable Vinyl Extra-Large

## Hard Hats/Caps/Liners

### Bullard



Item No.	Mfg. Part No.	Description
0000191925	30WHR	Hard Hat Half Brim No Logo Suspension White
0000149644	33WHR	Hard Hat Full Brim No Logo Suspension White
0000166444	300B	Face Shield for 30WHR4000BASE Ball Style Hard Hat
0000166443	312B	Face Shield for 33WHR4000 Full Brim Style Hard Hat
0000173811	RBPCOOL	Blue Color Replacement Brow Pad for Safety Hard Hats
7419964511	ESRTSL	Suspension 6 Point Ratchet with Replaceable Brow Pad for Models 3000 and 303



## Safety Vests

Frank Winne + Son offers a full line of rain wear, safety vests, tape and rubber products, twines and cordage products, gloves, respirators, hearing protection, body support, head protection, safety fences, traffic safety and tarpaulins.



Orange Vest



Orange Mesh Tear Away Vest



Lime Mesh Vest

### Frank Winne + Son

Item No.	Mfg. Part No.	Description
0000107817	96304	Vest Safety Small ANSI Class 2 Orange Mesh with Yellow/Silver Reflective Stripping
0000107818	96305	Vest Safety Medium ANSI Class 2 Orange Mesh with Yellow/Silver Reflective Stripping
0000107816	68220	Vest Safety XLarge ANSI Class 2 Orange Mesh with Yellow/Silver Reflective Stripping
0000080338	68221	Vest Safety XXLarge ANSI Class 2 Orange Mesh with Yellow/Silver Reflective Stripping
0000080339	68222	Vest Safety XXXLarge ANSI Class 2 Orange Mesh with Yellow/Silver Reflective Stripping
0000106562	68219	Vest Safety Large ANSI Class 2 Orange Mesh with Yellow/Silver Reflective Stripping
0000107817	96304	Vest Safety Small ANSI Class 2 Orange Mesh with Yellow/Silver Reflective Stripping
0000107818	96305	Vest Safety Medium ANSI Class 2 Orange Mesh with Yellow/Silver Reflective Stripping

## Rainwear

Frank Winne + Son offers a full line of rain wear, safety vests, tape and rubber products, twines and cordage products, gloves, respirators, hearing protection, body support, head protection, safety fences, traffic safety and tarpaulins.



Lime Jacket



Lime Raincoat



Lime Bib Overalls

### Frank Winne + Son

Item No.	Mfg. Part No.	Description
0000057704	68161	Jacket Rain Medium Class 3 Reflect
0000057705	68162	Jacket Rain Large Class 3 Reflect
0000057706	68163	Jacket Rain X-Large Class 3 Reflect
0000057707	68164	Jacket Rain XX-Large Class 3 Reflect
0000057711	68168	Overall Rain Large Lime/Green
0000057712	68169	Overall Rain X-Large Lime/Green
0000080272	68160	Jacket Rain Small ANSI Class 3 Hi-Viz Yellow/Lime with Reflective Stripes
0000057708	68165	Jacket Rain XXXLarge ANSI Class 3 Hi-Viz Yellow/Lime with Reflective Stripes
0000057709	68166	Overall Rain Small ANSI Class E Hi-Viz Yellow/Lime with Reflective Stripes
0000057710	68167	Overall Rain Medium ANSI Class E Hi-Viz Yellow/Lime with Reflective Stripes
0000057713	68170	Overall Rain XXLarge ANSI Class E Hi-Viz Yellow/Lime with Reflective Stripes
0000057714	68171	Overall Rain XXXLarge ANSI Class E Hi-Viz Yellow/Lime with Reflective Stripes

# Protective Clothing

## Disposable Coveralls

### Magid Glove & Safety Mfg Co



Item No.	Mfg. Part No.	Description
0000278996	DPPTY120SWHMD (01412)	Coverall Tyvek Disp White MD 25EA=CA
0000278995	DPPTY120SWHLG (01412)	Coverall Tyvek Disp White LG 25EA=CA
0000278997	DPPTY120SWHXL (01412)	Coverall Tyvek Disp White XL 25EA=CA
0000278998	DPPTY120SWH2X (01412)	Coverall Tyvek Disp White 2X 25EA=CA

## Shoe Covers

### Multilink



Item No.	Mfg. Part No.	Description
0000111202	37911	Shoe Covers, disposable, fits most shoes or boots under size 16, polylatex, no skid, 50 PR per BX

## Safety Glasses

Colt Safety offers respiratory protection, eye and face protection, hearing protection, head protection, head and hand protection, protective clothing, first aid, fall/rescue protection, gas detection and plant protection.

### Colt Safety Inc.



Item No.	Mfg. Part No.	Description
7354394182	S136C UVEX	Glasses Safety Gray Anti-Fog Lens
7352914182	S135C	Glasses Safety Clear Lens Black Frame
0263094182	2230R NON-AF	Goggle Clear Lens
3030764182	S0112	Glasses Safety Over the Glasses Clear
4148444182	CLV200	Case Safety Glass Padded with Clip
7333134182	UVXS468	Towelettes Clear for Lens
7354384182	UVXS2534	Glasses Safety Over the Glasses Grey Lens Pat Frame
7354474182	UVXS-562	Lens Grey Replacement Safety Glasses

## Rubber Boots

### NAPA Glove

Item No.	Mfg. Part No.	Description
0024074106	3BTMPT-8	Boot Rubber Plain Toe Black Size 8 Womens Size 10 Non-Dielectric
0024084106	3BTMPT-9	Boot Rubber Plain Toe Black Size 9 Womens Size 11 Non-Dielectric
0024094106	3BTMPT-10	Boot Rubber Plain Toe Black Size 10 Womens Size 12 Non-Dielectric
0024104106	3BTMPT-11	Boot Rubber Plain Toe Black Size 11 Non-Dielectric
0024114106	3BTMPT-12	Boot Rubber Plain Toe Black Size 12 Non-Dielectric
0024124106	3BTMPT-13	Boot Rubber Plain Toe Black Size 13 Non-Dielectric
0026594106	3BTMPT-5	Boot Rubber Plain Toe Black Size 5 Womens Size 7 Non-Dielectric
0026604106	3BTMPT-6	Boot Rubber Plain Toe Black Size 6 Womens Size 8 Non Dielectric
0026614106	3BTMPT-7	Boot Rubber Plain Toe Black Size 7 Womens Size 9 Non-Dielectric



## Fire Barrier Products

Fire barrier composite sheets are a one-part fire resistive sheet made of 1/4-inch composite material. A layer of 28 AWG galvanized steel is bonded to one side and the other is reinforced with hexagonal shaped steel-wire mesh covered with aluminum foil. It seals larger penetrations through fire rated walls and floors.



### 3M Telecom Systems Division

Item No.	Mfg. Part No.	Description
0000402841	CS-195+/BULK28X52	Fire Barrier Composite Sheet 28-Inch x 52-Inch
0000058020	MP+	Fire Barrier Putty Stix
0000254039	MPP+ 4X8	Fire Barrier Moldable Putty Pads MPP+, 4 Inch x 8 Inch

## Fire Barrier Products

The Fire Stop block is ready-to-use, intumescent flexible block based on a two-component polyurethane foam. It is completely free from dust and fibers, halogen, asbestos and solvent free and operational immediately after installation. The block can be painted.

The foam filler Stop-N-Seal CF 116 is a reusable polyurethane filler foam system which is perfect for "stop and go" applications. CF 116 refill pack contains (3) 12 oz. cans, (1) CF-GR grip dispenser and (3) CF-GA nozzles supplied in cardboard kit. The reusable system allows user to dispense contents of can after several hours, days or even weeks. High yield provides over 50% more foam per can than most competitive foams. A unique grip dispenser allows comfort and increased control of application over traditional straw foams.



### Hilti Inc.

Item No.	Mfg. Part No.	Description
0000014614	00306241	Fire Stop Block 2-Inch x 5-Inch
0000015508	00309760	Firestop Pad 6 x 7-Inch Cp-617
0000014615	00314721	Firestop Stick Cp618 Bx=12

## Traffic Cone

### Work Area Protection Corp.

Item No.	Mfg. Part No.	Description
5307870503	28PVCTL6CC4CC	Cone Traffic 28-Inch with 6 and 4-Inch Collar
7430410503	28PVCTLH6CC4CC	Cone Traffic 28-Inch with 6 and 4-Inch Collar
5129430503	36PVCH6CC4CC	Cone Traffic 36-Inch with 6 and 4-Inch Collar



## Flare Kit

### Day-Star Corporation



Item No.	Mfg. Part No.	Description
7350940691	30WIR	Flare Kit, 36 Flares per Kit

## Work Signs

### Marketing Displays Inc.




Item No.	Mfg. Part No.	Description
5176064797	DF-04204	Sign "Utility Work Ahead" 48-Inch
0174694797	DF-03645	Sign "Road Work Ahead" 48-Inch

## Climbing Accessories

Buckingham offers a full line of lineman's climbing, fall protection and rescue equipment.

### Buckingham Mfg Co Inc

Item No.	Mfg. Part No.	Description
5135270576	95199E	Strap Pole with Lockin Snaps
7452220576	2239	Strap Nylon Calf 22-Inch
7456150576	960S-24	Belt Body Right Side D Size 24-Inch Leather
7455580576	960S-26	Belt Body Right Side D Size 26-Inch Leather
7455680576	960S-28	Belt Body Right Side D Size 28-Inch Leather



## Climbing Accessories

### Capital Safety (3M)

Item No.	Mfg. Part No.	Description
5031378898	1224005	Rope Adjuster Lanyard
5031368898	1202844	Rope Lifeline 100-Feet 5/8-Inch
5031358898	1102000	Full Body Harness
0451158898	1102010	Full Body Harness Front and Back D Ring
0431878898	1102950	Fall Protection Harness with Tongue Buckle Leg Straps, Front D Ring
5031508898	9503806	Carrying Storage Bag



## Cable Ties and Accessories

PREMIER's cable ties are constructed of heavy-duty nylon which assures optimum field performance. Plenum cable ties are also available to comply with fire codes. PREMIER cable ties are produced in a variety of colors to comply with the Electronic Industries Association (EIA) color coding standard, which defines colors used in identification of electronic components and establishes a standard color-number relationship. PREMIER cable ties are manufactured to meet industry standards and comply with Underwriters Laboratories specifications where applicable.

- Minimum tensile unlocking strength - up to 175 lbs.
- Operating temperature - up to 185°F (85°C)
- Available in a variety of colors to comply with EIA color coding standard
- Available in a variety of lengths - 4-inch to 32-inch
- Premier offers an orange pouch with an assortment of striped cable ties
- UL listed
- Made in the U.S.A.



### PREMIER Striped Cable Ties

Item No.	Mfg. Part No.	Description	Package Qty.
0000465944	PT-4-18-6/0-L	CABLE TIE 18-LB 4-INCH BLUE / BLACK STRIPE	50
0000465945	PT-4-18-6/2-L	CABLE TIE 18-LB 4-INCH BLUE / RED STRIPE	50
0000465946	PT-4-18-6/7-L	CABLE TIE 18-LB 4-INCH BLUE / VIOLET STRIPE	50
0000465947	PT-4-18-6/10-L	CABLE TIE 18-LB 4-INCH BLUE / WHITE STRIPE	50
0000465948	PT-4-18-6/4-L	CABLE TIE 18-LB 4-INCH BLUE / YELLOW STRIPE	50
0000465949	PT-4-18-1/0-L	CABLE TIE 18-LB 4-INCH BROWN / BLACK STRIPE	50
0000465950	PT-4-18-1/2-L	CABLE TIE 18-LB 4-INCH BROWN / RED STRIPE	50
0000465951	PT-4-18-1/7-L	CABLE TIE 18-LB 4-INCH BROWN / VIOLET STRIPE	50
0000465952	PT-4-18-1/10-L	CABLE TIE 18-LB 4-INCH BROWN / WHITE STRIPE	50
0000465953	PT-4-18-1/4-L	CABLE TIE 18-LB 4-INCH BROWN / YELLOW STRIPE	50
0000465954	PT-4-18-5/0-L	CABLE TIE 18-LB 4-INCH GREEN / BLACK STRIPE	50
0000465955	PT-4-18-5/2-L	CABLE TIE 18-LB 4-INCH GREEN / RED STRIPE	50
0000465956	PT-4-18-5/7-L	CABLE TIE 18-LB 4-INCH GREEN / VIOLET STRIPE	50
0000465957	PT-4-18-5/10-L	CABLE TIE 18-LB 4-INCH GREEN / WHITE STRIPE	50
0000465958	PT-4-18-5/4-L	CABLE TIE 18-LB 4-INCH GREEN / YELLOW STRIPE	50
0000465959	PT-4-18-3/0-L	CABLE TIE 18-LB 4-INCH ORANGE / BLACK STRIPE	50
0000465960	PT-4-18-3/2-L	CABLE TIE 18-LB 4-INCH ORANGE / RED STRIPE	50
0000465961	PT-4-18-3/7-L	CABLE TIE 18-LB 4-INCH ORANGE / VIOLET STRIPE	50
0000465962	PT-4-18-3/10-L	CABLE TIE 18-LB 4-INCH ORANGE / WHITE STRIPE	50
0000465963	PT-4-18-3/4-L	CABLE TIE 18-LB 4-INCH ORANGE / YELLOW STRIPE	50
0000465964	PT-4-18-8/0-L	CABLE TIE 18-LB 4-INCH SLATE / BLACK STRIPE	50
0000465965	PT-4-18-8/2-L	CABLE TIE 18-LB 4-INCH SLATE / RED STRIPE	50
0000465966	PT-4-18-8/7-L	CABLE TIE 18-LB 4-INCH SLATE / VIOLET STRIPE	50
0000465967	PT-4-18-8/10-L	CABLE TIE 18-LB 4-INCH SLATE / WHITE STRIPE	50
0000465968	PT-4-18-8/4-L	CABLE TIE 18-LB 4-INCH SLATE / YELLOW STRIPE	50

## Cable Ties and Accessories

### PREMIER Standard Cable Ties



Item No.	Mfg. Part No.	Description	Package Qty.
7394187500	PT-18R-C-0W	4" 18LB Black	100
7364727500	PT-18R-K-0	4" 18LB Black	50
7393347500	PT-18R-C-6	4" 18LB Blue	100
7393267500	PT-18R-C-1	4" 18LB Brown	100
7393367500	PT-18R-C-8	4" 18LB Gray	100
739337500	PT-18R-C-5	4" 18LB Green	100
7393017500	PT-18R-C-9	4" 18LB Natural	100
7393287500	PT-18R-C-3	4" 18LB Orange	100
7393277500	PT-18R-C-2	4" 18LB Red	100
7393357500	PT-18R-C-7	4" 18LB Violet	100
7393297500	PT-18R-C-4	4" 18LB Yellow	100
7393377500	PT-30R-C-0	6" 30LB Black	100
7393447500	PT-30R-C-6	6" 30LB Blue	100
7393387500	PT-30R-C-1	6" 30LB Brown	100
7393437500	PT-30R-C-5	6" 30LB Green	100
7393037500	PT-30R-C-9	6" 30LB Natural	100
7393417500	PT-30R-C-3	6" 30LB Orange	100
7393397500	PT-30R-C-2	6" 30LB Red	100
7393467500	PT-30R-C-8	6" 30LB Gray	100
7393457500	PT-30R-C-7	6" 30LB Violet	100
7393427500	PT-30R-C-4	6" 30LB Yellow	100
7364717500	PT-18L-C-0	8" 18LB Black	100
7362487500	PT-18L-C-9	8" 18LB Natural	100
7394077500	PT-50R-C-0W	8" 50LB Black	100
7393587500	PT-50R-C-6	8" 50LB Blue	100
7393537500	PT-50R-C-1	8" 50LB Brown	100
7393667500	PT-50R-C-8	8" 50LB Gray	100
7393577500	PT-50R-C-5	8" 50LB Green	100
7393057500	PT-50R-C-9	8" 50LB Natural	100
7393557500	PT-50R-C-3	8" 50LB Orange	100
7393547500	PT-50R-C-2	8" 50LB Red	100
7393567500	PT-50R-C-4	8" 50LB Yellow	100
7364817500	PT-40R-C-0	8.5" 40LB Black	100
7364797500	PT-40I-C-0	11.5" 40LB Black	100
7396187500	PT-40I-C-9	11.5" 40LB Natural	100
7369457500	PT-50I-C-0	12" 50LB Black	100
7394097500	PT-50I-C-9	12" 50LB Natural	100
7398787500	PT-150R-0	15" 175LB Black	100
7393087500	PT-120R-K-0W	15.25" 120LB Black	50
7393077500	PT-120R-K	15.25" 120LB Natural	50
7398457500	PT-50L-C-0W	15.5" 50LB Black	100
7393097500	PT-50L-C-9	15.5" 50LB Natural	100
0000402020	T250M0X2	22" 250LB Black with buckle	25
0000402021	T250M0HIRX2	22" 250LB Black with high heat stabilized	25
7396687500	PT-120L-C-0	29.75" 120LB Black	50
7364847500	T120L9K2	29.75" 120LB Natural	50

## Cable Ties

### Identification Cable Ties

#### PREMIER

Item No.	Mfg. Part No.	Description	Pad Size	Package Qty.
0000119518	PT-IT18FL9C2	4" 18LB Flag Style Natural	.81" x .35"	100
7360297500	PT-IT-18R	4" 18LB Natural	.98" x .32"	100
7365477500	PT-IT-18R-10	4" 18LB White	.98" x .32"	100
7393127500	PT-IT-50R-C-9	8" 50LB Natural	1.1" x .31"	100
7364687500	PT-IT-50L-C-9	15" 50LB Natural	.5" x 2.2"	100

#### PREMIER



### Mounting Cable Ties

#### PREMIER

Item No.	Mfg. Part No.	Description	Package Qty.
7396897500	PT-30MR-C-9	6.375" 30LB Natural	100
7394087500	PT-50MR-C-0W	8.5" 50LB Black	100
7393117500	PT-50MR-C-9	8.5" 50LB Natural	100
7365247500	PT-120MR-C-0	16.25" 120LB Black	50
7393147500	PT-120MR-C-9	16.25" 120LB Natural	50

#### PREMIER



### Velcro Cable Ties

#### PREMIER

Item No.	Mfg. Part No.	Description	Package Qty.
0000202086	PT-VCT-11-BLK	11" Black, 1/2" wide	10

#### PREMIER



### Cable Accessories

#### PREMIER

Item No.	Mfg. Part No.	Description	Package Qty.
7234287500	PT-NC3.5	3/4" Black Nail Clip Range .13-.16"	100
7234877500	PT-NC5.0	3/4" Black Nail Clip Range .19-.23"	100
7234317500	PT-NC6	1" Black Nail Clip Range .23-.27"	100
7368157500	PT-2.5NFP-ORANGE	Spiral Wrap 100ft .375" OD Max Bundle 5/16-3"	100


#### PREMIER





## Cable Ties

### Cable Tie Mounts and Accessories



#### PREMIER

Item No.	Mfg. Part No.	Description	Package Qty.
7364677500	PT-E-ADHESIVE	4" 18LB Ivory With 3/4" Adhesive Mtg Base	100
7361467500	PT-CTAM-1	Cable Tie Anchor Mount 4-Way #8 Screw Hole White	100
7364647500	PT-CTM3-C-0	Cable Tie Mount #10 Screw Hole Black	100
7364627500	PT-CTM3-C-9	Cable Tie Mount #10 Screw Hole Natural	100
7364657500	PT-CTM2-C-0	Cable Tie Mount #8 Screw Hole Black	100
7364637500	PT-CTM2-C-9	Cable Tie Mount #8 Screw Hole Natural	100
7390847500	PT-MB2	Cable Tie Mount Low Profile #8 Screw Hole White	100
7394177500	PT-MB5A	Cable Tie Mounting Base Adhesive 4-Way 1.5"	100
7361547500	PT-IMP-2.5	I.D. Marker Plates Natural 2.5" x 0.75"	100
7363017500	PT-IMP-2.5-W1.75	I.D. Marker Plates White 2.5" x 1.75"	100

## Splicing Supplies

### Splice Cover

Sheeting intended for covering temporary openings in cable.

#### Netco

Item No.	Mfg. Part No.	Description
7324010478	10051	Splice Cover B 48-Inch x 50-Feet
7322940478	CA-7203/10050	Splice Cover B 48-Inch x 100-Feet



### Binder Tape

A strong nylon screen which wraps spirally across a splice opening which draws together the loose bundles of a splice while aiding in centering it.

#### Thomas & Betts

Item No.	Mfg. Part No.	Description
7320530318	C1229	Tape Binder 4-Inch x 25-Feet



### Miscellaneous Tape

#### PREMIER

Item No.	Mfg. Part No.	Description
0000201924	PT-97374	Tape Do Not Climb 1-Inch x 72-Yards yellow Printed UNSAFE DO NOT CLIMB
0000200247	PT-3939	Tape Duct 2-Inch x 60-Yards, 9 mil
0000200245	PT-27-1X36	Tape Glass 1-Inch x 108-Feet
0000088931	96205	Tape Vinyl Mastic 1 1/2-Inch x 20-Feet
0000088930	PT-MASTIC TAPE 4X10	Tape Vinyl Mastic 4-Inch x 10-Feet
0000200250	PT-49-4X40	Tape Aluminum 4-Inch x 40-Feet



## All Weather Vinyl Plastic Tape

The 88T from 3M are all-purpose tapes specifically designed for superior adhesion, conformability and smooth release from the roll over extended temperature ranges.

### 3M Telecom Systems Division

Item No.	Mfg. Part No.	Description
0000201733	88T(3/4IN X 60FT)	Tape Vinyl Electrical Blk 3/4-Inch
7312330216	88T (1IN X 36FT)	Tape Vinyl Electrical Blk 1-Inch
7310360216	88T(1.5IN X 44FT)	Tape Vinyl Electrical Blk 1.5-Inch
7310860216	35-BL66	Tape Blue Vinyl 3/4IN x 66FT
7310820216	35-YL66	Tape Yellow Vinyl 3/4IN x 66FT



## Tape

- Premium vinyl all-weather electrical and telephone tape
- Approved by UL and CA
- Tested for temperatures up to 105° C
- For uses up to 600 volts
- Black is 8.5 mil.
- Colors are 7 mil.

### PREMIER

Item No.	Mfg. Part No.	Description
0000088933	PT-88 TAPE 3/4X36	Black Vinyl Tape 3/4-Inch x 36-Feet
0000088932	PT-88 TAPE 1X36	Black Vinyl Tape 1-Inch x 36-Feet
0000088934	PT-88 TAPE 1-1/2X44	Black Vinyl Tape 1 1/2-Inch x 44-Feet
0000088935	PT-88 TAPE 3/4X60	Black Vinyl Tape 3/4-Inch x 60-Feet
0000126721	PT-35 TAPE 3/4X67BLU	Blue Vinyl Tape 3/4-Inch x 66-Feet
0000088941	96418-96966	Brown Vinyl Tape 3/4-Inch x 66-Feet
0000088926	92798	Gray Vinyl Tape 3/4-Inch x 66-Feet
0000126723	PT-35 TAPE 3/4X69GRN	Green Vinyl Tape 3/4-Inch x 66-Feet
0000088939	96416	Orange Vinyl Tape 3/4-Inch x 66-Feet
0000126722	PT-35 TAPE 3/4X68RED	Red Vinyl Tape 3/4-Inch x 66-Feet
0000088938	96415	White Vinyl Tape 3/4-Inch x 66-Feet
0000088936	PT-35 TAPE 3/4X66YEL	Yellow Vinyl Tape 3/4-Inch x 66-Feet
0000416545	96967	Violet Vinyl Tape 3/4-Inch x 66-Feet



## Reflective Decal Lettering - Orange

Reflective letters and numbers designed and manufactured to provide long-term durability adhere in even the most adverse weather conditions. Characters remain highly visible even at extreme angles, day and night, in all types of weather. Decals are available with black characters on orange backgrounds and conform to ANSI standards.

- Made of the best materials, including 3M backing.
- Made in the U.S.A.
- Packaged in zip locking poly bags. 25 to a package.
- 1" x 1.5"

### PREMIER

Item No.	Mfg. Part No.	Description
7398417500	PT-RD-36KIT-O	Kit of All Letters and Numbers
0000159335	PT-36BOX1-PLAIN	Decal storage box - Empty
7399317500	PT-RD-O-1-BLK/ORG	1
7399327500	PT-RD-O-2-BLK/ORG	2
7399337500	PT-RD-O-3-BLK/ORG	3
7399347500	PT-RD-O-4-BLK/ORG	4
7399357500	PT-RD-O-5-BLK/ORG	5
7399377500	PT-RD-O-7-BLK/ORG	7
7399387500	PT-RD-O-8-BLK/ORG	8
7399367500	PT-RD-O-6/9-BLK/ORG	6 and 9
7399017500	PT-RD-O-A-BLK/ORG	A
7399027500	PT-RD-O-B-BLK/ORG	B
7396927500	PT-RD-O-BLANK-BLK/OR	Blank
7399037500	PT-RD-O-C-BLK/ORG	C
7399047500	PT-RD-O-D-BLK/ORG	D
7399287500	PT-RD-O-DASH	Dash
7333787500	PT-RD-O-DOT	DOT
7399057500	PT-RD-O-E-BLK/ORG	E
7399067500	PT-RD-O-F-BLK/ORG	F
7399077500	PT-RD-O-G-BLK/ORG	G
7399087500	PT-RD-O-H-BLK/ORG	H
7399097500	PT-RD-O-I-BLK/ORG	I
7399117500	PT-RD-O-J-BLK/ORG	J
7399127500	PT-RD-O-K-BLK/ORG	K
7399137500	PT-RD-O-L-BLK/ORG	L
7399147500	PT-RD-O-M-BLK/ORG	M
7399157500	PT-RD-O-N-BLK/ORG	N
7399297500	PT-RD-O-O-BLK/ORG	O and 0
7399167500	PT-RD-O-P-BLK/ORG	P
7399177500	PT-RD-O-Q-BLK/ORG	Q
7399187500	PT-RD-O-R-BLK/ORG	R
7399197500	PT-RD-O-S-BLK/ORG	S
7399217500	PT-RD-O-T-BLK/ORG	T
7399227500	PT-RD-O-U-BLK/ORG	U
7399237500	PT-RD-O-V-BLK/ORG	V
7399247500	PT-RD-O-W-BLK/ORG	W
7399257500	PT-RD-O-X-BLK/ORG	X
7399267500	PT-RD-O-Y-BLK/ORG	Y
7399277500	PT-RD-O-Z-BLK/ORG	Z



## Reflective Decal Lettering - Yellow

Reflective letters and numbers designed and manufactured to provide long-term durability adhere in even the most adverse weather conditions. Characters remain highly visible even at extreme angles, day and night, in all types of weather. Decals are available with black characters on yellow backgrounds and conform to ANSI standards.

- Made of the best materials, including 3M backing.
- Made in the U.S.A.
- Packaged in zip locking poly bags. 25 to a package.
- 1" x 1.5"

### PREMIER

Item No.	Mfg. Part No.	Description
7398017500	PT-RD-Y-1-BLK/YLW	1
7398027500	PT-RD-Y-2-BLK/YLW	2
7398037500	PT-RD-Y-3-BLK/YLW	3
7398047500	PT-RD-Y-4-BLK/YLW	4
7398057500	PT-RD-Y-5-BLK/YLW	5
7398077500	PT-RD-Y-7-BLK/YLW	7
7398087500	PT-RD-Y-8-BLK/YLW	8
7398067500	PT-RD-Y-6/9-BLK/YLW	6 and 9
7398117500	PT-RD-Y-A-BLK/YLW	A
7398127500	PT-RD-Y-B-BLK/YLW	B
7398397500	PT-RD-Y-BLANK	Blank
7398137500	PT-RD-Y-C-BLK/YLW	C
7398147500	PT-RD-Y-D-BLK/YLW	D
7398387500	PT-RD-Y-DASH-BLK/YLW	Dash
0000436150	PT-RD-Y-DOT	DOT
7398157500	PT-RD-Y-E-BLK/YLW	E
7398167500	PT-RD-Y-F-BLK/YLW	F
7398177500	PT-RD-Y-G-BLK/YLW	G
7398187500	PT-RD-Y-H-BLK/YLW	H
7398197500	PT-RD-Y-I-BLK/YLW	I
7398217500	PT-RD-Y-J-BLK/YLW	J
7398227500	PT-RD-Y-K-BLK/YLW	K
7398237500	PT-RD-Y-L-BLK/YLW	L
7398247500	PT-RD-Y-M-BLK/YLW	M
7398257500	PT-RD-Y-N-BLK/YLW	N
7398097500	PT-RD-Y-O-BLK/YLW	O and 0
7398267500	PT-RD-Y-P-BLK/YLW	P
7398277500	PT-RD-Y-Q-BLK/YLW	Q
7398287500	PT-RD-Y-R-BLK/YLW	R
7398297500	PT-RD-Y-S-BLK/YLW	S
7398317500	PT-RD-Y-T-BLK/YLW	T
7398327500	PT-RD-Y-U-BLK/YLW	U
7398337500	PT-RD-Y-V-BLK/YLW	V
7398347500	PT-RD-Y-W-BLK/YLW	W
7398357500	PT-RD-Y-X-BLK/YLW	X
7398367500	PT-RD-Y-Y-BLK/YLW	Y
7398377500	PT-RD-Y-Z-BLK/YLW	Z

### PREMIER



## Pair Separators

Pair Separators made from hollow plastic tubing allow for quick and easy identification of tested circuits.

### PREMIER

Item No.	Mfg. Part No.	Description
0000066096	732744	Plastic Tags White 500/Bag

### PREMIER



## Decals and Tags

### Cable Flag

#### Blackburn Mfg Co.

Item No.	Mfg. Part No.	Description
0000098555	P458W SC5324	Cable Flag, 4-Inch x 5-Inch, Orange, Wire Staff, Buried Fiber Optic Cable Below
0000100379	P458P SC5324	Cable Flag, 4-Inch x 5-Inch, Orange, Plastic Staff, Buried Fiber Optic Cable Below
0000098553	P458W SC4708	Cable Flag, 4-Inch x 5-Inch, Orange, Wire Staff, Buried Fiber Optic Cable Below
0000098554	P458W SC5285	Cable Flag, 4-Inch x 5-Inch, Orange, Wire Staff, Buried Phone Cable
0000100378	P458P SC5285	Cable Flag, 4-Inch x 5-Inch, Orange, Plastic Staff, Buried Phone Cable



### Marker Kit

3M offers a full line of assorted tags.

#### 3M Telecom Systems Division

Item No.	Mfg. Part No.	Description
7471110216	STD-0-9	Dispenser Wire Marker Tape-Filled
7374630216	STD-101	Tag Refill Marker F/747519 3/8In Std101



### Cable Marker

Brady offers a full line of cable markers.

#### Brady USA Inc.

Item No.	Mfg. Part No.	Description
0000082062	PTL-109-427	Marker Cable Self-Laminating 1.5-Inch x 4-Inch for TLS2000
0000099324	BPTL-109-427	Marker Cable TLS2200 Self-Laminating 1.5-Inch x 4-Inch for TLS2200
0000083589	PTL-110-145-GY	Marker Cable Adhesive Back 1.75-Inch x 4-Inch for TLS2200



### Warning Label

#### The Label Printers

Item No.	Mfg. Part No.	Description
0000079023	47.4574	Warning Label Fiber Optic Danger
0000079025	47.4576	Warning Label Fiber Optic Cable Only



### Ground Tags

Electromark offers pole markers, underground marking, custom signs, valve tags and number and letter kits.

#### Electromark Co.

Item No.	Mfg. Part No.	Description
7395140182	NOR010-T-PD-EA2	Ground Tag Black/Yellow, Polyethylene, 1.3-Inch x 2.65-Inch, 2 Sides
5304940182	NOR016-T-FV-CAO	Cable Tag, Vulcanized Fiber Board 1-Inch x 1 3/4-Inch, Oblong with 1/4-Inch Hole in Top
7369630182	NOR935-T-VO-RJ2	Cable Network Tag, 4 1/4-Inch x 2 3/4-Inch, 2 Sides, Green



### ID Tags

Thomas and Betts offers a full line of cable ties and accessories, conduit and cable fittings, connectors - telecom/CATV, hardware and closures, metal framing and support systems, terminals, lugs, connectors, marking and heatshrink, as well as wire management systems.

#### Thomas & Betts

Item No.	Mfg. Part No.	Description
7395760318	PC3600	ID Tags, 1-36 Legend, 10 Pages of Numbers, Size 3 3/4-Inch Long x 1/2-Inch Wide, Adhesive Back





## Decals and Tags

### Aluminum Tape

#### Frank Winnie + Son

Item No.	Mfg. Part No.	Description
0278430159	93428	Tape Aluminum 2 Inches Wide x 20 Foot Roll
0278440159	93429	Tape Aluminum 4 Inches Wide x 20 Foot Roll



Frank Winnie & Son, Inc.

### Warning Tape

Brightly color-coded tape is installed below the ground over the metal based pipe or cable. Tape is exposed during excavation to prevent damage to utility lines, disruption of service and injury to the machine operator. Tapes have excellent physical properties and good chemical resistance.

#### PREMIER

Item No.	Mfg. Part No.	Description
0000174086	TAPE-FO3X6000X6MIL	Buried Warning Tape 3 x 6000' om Orange 6 mil Extra Stretch



#### Blackburn Mfg Co.

Item No.	Mfg. Part No.	Description
0000118103	31STOTV	Warning Tape, 3-Inch x 1000-Feet, Cable TV, Orange with Black Print
0000084776	31STOFO	Warning Tape, 3-Inch x 1000-Feet, Fiber Optic, Orange with Black Print



#### Frank Winnie + Son

Item No.	Mfg. Part No.	Description
0000131622	93634	Warning Tape, Standard 4 Mil, 3-Inch x 5000-Feet, Buried Fiber Optic Line Below, Orange with Black Print
0429990159	92976	Warning Tape, Standard 4 Mil, 6-Inch x 5000-Feet, Buried Fiber Optic Line Below, Orange with Black Print



Frank Winnie & Son, Inc.

#### REEF Industries

Item No.	Mfg. Part No.	Description
7223780229	42-0026	Tape Warning, Fiber Optic, Extra-Stretch, 3-Inch x 6000-Feet, Caution Fiber Optic Cable Buried Below, Orange
7222490229	42-0021	Tape, Warning, Fiber Optic, Extra Stretch, Non-Detectable, 3 Inch x 1000 Foot, Caution Fiber Optic Cable Buried Below, Orange
7221920229	42-0033	Tape, Warning, Fiber Optic, Extra Stretch, Non-Detectable, 6 Inch x 6000 Foot, Caution Caution Fiber Optic Cable Buried Below, Orange



### Pulling Tape

#### Frank Winnie + Son

Item No.	Mfg. Part No.	Description
7365960159	69851	Tape, Pulling, 1800 Pound 5/8-Inch x 300 Feet Reel



Frank Winnie & Son, Inc.

#### NEPTCO Inc.

Item No.	Mfg. Part No.	Description
7365960750	WP1800P/3000FT	Muletape, Standard, 5/8-Inch, 1800 Pounds, WP1800P



### Rope/Twine

#### Coats American Inc

Item No.	Mfg. Part No.	Description
7395860039	44800NAT	Lacing Cord, Waxed, MIS, 9 Strand, TB=Each, 195 Yards/TB



#### Frank Winnie + Son

Item No.	Mfg. Part No.	Description
7360380159	37140	Rope Polypropylene Plastic 1/8-Inch x 3000-Feet Reel Yellow
7391920159	37192 / 71692T	Rope Polypropylene Plastic 3/8-Inch x 600-Feet Reel Yellow



Frank Winnie & Son, Inc.

## Stakes and Posts

### Sign Posts

#### Franklin Industries Co.

Item No.	Mfg. Part No.	Description
5176844872	2LB 10FT GR	Sign Post 10-Feet Green Holes 3/8-Inch
3029864872	2LB 10FT WH	Sign Post 10-Feet White 3/8-Inch Hole



#### Vulcan Signs & Products

Item No.	Mfg. Part No.	Description
0000021667	0550145	Post, U-Channel, 8 Foot, 2 Pound, Green



### Line Marker

Vetco Supply offers line markers, test station for line marker, flags, connectors and block connectors.

#### Vetco Supply

Item No.	Mfg. Part No.	Description
3030258797	+900GLM06C + ANCHOR	Line Marker, Generic, 6-Ft x 3-1/2" for Identifying Buried Cable
3030268797	+900GLM06F + ANCHOR	Line Marker, Generic, 6-Ft x 3 1/2" for Identifying Fiber Optic Cable
3030278797	+900GV306F + ANCHOR	Line Marker, Generic, 6-Ft x 3 1/2" for Identifying Fiber Optic Cable w/ Test Unit
0326248797	+900GLM08C + ANCHOR	Line Marker, Generic, 8-Ft x 3 1/2" for Identifying Buried Cable

## Wasp and Hornet Spray / Crawling Insect Killer

### Wasp and Hornet Spray

- Instant knockdown
- Sprays up to 20-feet
- Dielectric breakdown voltage of 47,300
- Kills wasps, hornets, yellow jackets and bees
- Kills nest and insects with residual action

#### PREMIER

Item No.	Mfg. Part No.	Description
0000391496	631	Wasp and Hornet Spray 20 oz. Can, 15 oz. Net, 12/ case



### HY-END Bifen ITP®

### HY-END Bifen S

- Active ingredient Bifenthrin is extremely effective on a wide variety of insects including spiders and 72 soil borne insects
- Very low water solubility giving rise to longevity in the soil (is a standard for treatment of termites)
- Non-corrosive and non-conductive

#### PREMIER

Item No.	Mfg. Part No.	Description
0000358307	HY-END BIFEN ITP	Fire Ant Control, Bucket of 100 4 oz packets - 4 bags of 25 packets in bucket - One 4 oz. packet covers 1 ft <sub>2</sub> (12"x12")
0000291673	HY-END BIFEN S	Fire Ant Control, 64oz Shaker Can - One can covers up to 266 ft <sub>2</sub>



HY-END Bifen ITP® and Bifen S

## Marking Paint

### Marking and Touch-Up Paint

Marking paints and touch-up paints for every telecom application.

- All of these paints are approved for use in all 50 states
- Marking paints are inverted-tip style for better coverage and easier use
- 12 cans per case, 64 cases per pallet
- Environmentally friendly - no CFC's

#### PREMIER

Item No.	Mfg. Part No.	Description
7366857500	PT-20-669-PNT-BLU-20	Marking Paint Fluorescent Blue – Water Based
7366877500	PT-20-668-PNT-GRN-20	Marking Paint Fluorescent Green – Water Based
7366917500	PT-PNT-ORG-20	Marking Paint Fluorescent Orange – Water Based
5123497500	PT-PNT-ORG-20-SOLV	Marking Paint Fluorescent Orange Extra Long-Duration – Solvent Based
7366927500	PT-20-671-PNT-RED-20	Marking Paint Safety Red – Water Based
7373517500	PT-PNT-WHT-20	Marking Paint White – Water Based
7366867500	PT-20-678-PNT-YLW-20	Marking Paint Utility Yellow – Water Based
7361557500	PT-PNT-WAND-33	Marking Paint Applicator
5173047500	PT-98-2-GLWHT-16	Touch-Up Paint Gloss White Enamel



## Encapsulants

### Re-Enterable Encapsulant

3M Telecom's encapsulant is a non-urethane, re-enterable encapsulant that is fully compatible with all types of filled cable. It absorbs cable filling materials yet remains re-enterable. No cleaning of filled cable is required. Used for encapsulating buried splice closures.

#### 3M Telecom Systems Division

Item No.	Mfg. Part No.	Description
000085574	8882-750/F	Encapsulant Reenter 842ML
000085571	8882-1500/F	Encapsulant Reenter 1648ML
000085572	8882-3000/F	Encapsulant Reenter 3297ML
000085575	8882-8000C	Encapsulant Reenter 8333ML



## Batteries

### Super Alkaline Batteries

Super alkaline batteries for all of your battery powered tools, testers and flashlights.

#### PREMIER

Item No.	Mfg. Part No.	Description
0000416574	BATTERY AAA	AAA-Cell - 2 pack; 100/box
0000416575	BATTERY AA	AA-Cell - 2 pack; 100/box
7820457500	BATTERY C	C-Cell - 2 pack; 50/box
7820487500	BATTERY D	D-Cell - 2 pack; 50/box
7820357500	BATTERY 9V	9-Volt - 1 pack; 50/box



## Towels

### Towels

#### Cascades Tissue Group

Item No.	Mfg. Part No.	Description
7330234809	479A (34200)	Towels Wipe Reinforced 9.75 X 16.75 150/Bx=Ea



#### Unisource

Item No.	Mfg. Part No.	Description
0000189200	34790-60	Towels Teri Reinforced, 9.75 x 16.75 Kimberly Clark 126/BX, 1CA = 10 BXS



# Hand Cleaner

## Hand Cleaner Towels

PREMIER hand cleaner towels are a unique patented waterless cleaning system combining both a high-quality liquid hand cleaner formula and a heavy-duty, non-scratching, abrasive towel. They remove lcky-PIC, lubricants, grease, oils, tar, wax, adhesives, sealants, caulk, paint, ink, greasy dirt and more.

- 72 towels per bucket
- Towels are 10 Inch x 12 Inch
- Pre-moistened
- Waterless one-step cleaning

### PREMIER

Item No.	Mfg. Part No.	Description
7333157500	PT-SCRUBS-422C-072	PREMIER Hand Cleaner Towels 72 Towels Per Bucket



Supplies

## Graffiti Remover Towels

- One Step Process
- 30 Towels per Tub

### PREMIER

Item No.	Mfg. Part No.	Description
7330177500	PT-SCRUBS-90130-030	Graffiti Remover Scrubs-in-a-bucket



## Sunscreen Wipe

Sunscreen Wipes combine a unique liquid sunscreen formula and a large, lint-free wipe. The wipe will remain open and retain its original size while applying to the face, neck and arms. PREMIER Sunscreen delivers full sun protection for professionals who work in the outside environment. This formula is waterproof and greaseless.

- SPF 30+
- Water/Sweat Resistant
- Non-greasy
- UVA/UVB Protection
- Aminobenzoic Acid [PABA] - free
- Safe on Rubber Gloves (Passed Lineman's Glove Testing Type 1 Class 2 ANSI/ASTM-D412)
- Sun Alert: Limiting sun exposure, wearing protective clothing and using sunscreens may reduce the risks of skin aging, skin cancer and other harmful effects of the sun.

### PREMIER

Item No.	Mfg. Part No.	Description
0000391924	91201	Sunscreen Wipes SPF30+ (100 / Box)



Sunscreen Wipes SPF 30+

## SCRUBS® INSECT SHIELD™ Insect Repellent Wipes

SCRUBS® INSECT SHIELD™ Insect Repellent Wipes feature an insect repellent formula combined with a large, lint-free wipe. The 30% DEET insect repellent formula provides a safe, yet highly effective level of protection. The wipe allows for a one-step, controlled application with no worry of inhaling mist or vapors. Once applied, the formula is waterproof and greaseless so it won't interfere with activities or tasks. Each wipe is individually packaged, making it easy and convenient to carry or store.

\* Do not apply product near eyes and mouth.

- 30% DEET
- Easy Application
- Non-greasy
- Waterproof Formula
- Long Lasting Protection
- Effective against: Mosquitoes, Ticks, Chiggers, Flies, Fleas and No-See-Ums

### PREMIER

Item No.	Mfg. Part No.	Description
0000286174	9140182900	Insect Shield Wipes 30% DEET Pkg of 25
0000395102	91401	Insect Shield Wipes 30% DEET (100 / Box)



INSECT SHIELD™ Insect Repellent Wipes

# Lubricant

## Lubricant

- Lubricates
- Penetrates
- Cleans
- Protects
- Preserves
- Non-Toxic
- No CFC's
- No Carcinogens
- Bio-Degradeable

### PREMIER

Item No.	Mfg. Part No.	Description
0000117076	SP-Ballistol-06	Ballistol Lube Multi-Purpose Lubricant 6oz. Aerosol



## Cable Gel Solvents

### Cable Gel Solvents

#### LPS Laboratories

Item No.	Mfg. Part No.	Description
7331540249	61244	Wipe, Fiber Optic Solvent, Individual Towels, D-Gel
7330370249	61201	Cable Gel Solvent, D-Gel, 1 Gallon Plastic Bottle
7330380249	61232	Cable Gel Solvent, D-Gel, 1 Quart Plastic Bottle
7331080249	61296	Cable Gel Solvent, 3 Quart Sealed Poly Bag In Pail, D-Gel



## First Aid Supplies

### First Aid Supplies

#### Eagle Enterprises

Item No.	Mfg. Part No.	Description
0339718972	911 RELIEF SPRAY	911 Relief Spray in Pump Bottle, Non Flammable



#### J.G. Tucker & Son Inc.

Item No.	Mfg. Part No.	Description
0000087704	1006-5	Neutralize Solution Eye



#### Magid Glove and Safety MFG Co

Item No.	Mfg. Part No.	Description
0000278994	1050	Eyewash Station Repl Fluid Cartridge 2-Pack
0000278993	1000-PF	Eyewash Station Pure Flow Fendall



#### Rainbow Technology Corp.

Item No.	Mfg. Part No.	Description
7351540098	79122	Burn Spray 1/2 oz.
5128220098	4480	Fire Ant and Insect Killer, 4 Ounce Bag, *Has Orem-D*



#### Fulflex Inc

Item No.	Mfg. Part No.	Description
7320060120	10141	Bandage, Rubber 4-Inch x 14-Feet-CA68



#### Certified Safety Mfg.

Item No.	Mfg. Part No.	Description
7352124091	200-951	Kit Bloodborne Pathogen 10-UNI
7351594091	221-008	Alcohol ISO 99% 1 Pint
7350974091	250-525	Eyewash Refill for 250-507 Station, 16 oz. Bottle
7350954091	250-507	Eyewash Station with 2-16 oz. Bottle
7350624091	225-032	Cleaner FA Poison Oak/Ivy 4 oz.
7350224091	216-027	Cream Poison Ivy 1/8 oz. 6/PK
0000176091	FK200-970	Kit, Blood Borne Pathogen - Poly Box
7350564091	210-020	Bandage Knuckle 1 1/2 Inch X 3 1/4 Inch 8 Pack
7351264091	210-015	Bandage Fingertip 2 Inch X 2 1/2 Inch 10 Pack
7351534091	210-006	Bandage Adhesive 1 Inch X 3 Inch 16 Pack
7351374091	211-024	Certi-Gauze Roll Bandage, 2 Inch X 6 Yards
7350124091	205-033	Kit Snake Bite Plastic Box
7351284091	216-013	Scissors, Forceps, Tournique
0000149325	242-014	Plastic Tweezer
0000176085	221-031	Antiseptic First Aid Spray Non Aerosol 3 Ounce
7351494091	213-038	Anticeptic BZK Towlette, 5 Inch x 8 Inch, 10 Pack
0000176135	233-358	Tribiotic Ointment 25 Foil Packets
7351324091	216-025	Cream Hydrocortisone 1 Gram 1/8 Ounce 6 Pack
0000176087	233-004	1 Ounce Burn Spray Non Aerosol
0000176088	235-017	Sun X Towelletes SPF30 50 Per Box
7350284091	216-033	Cold Pack Instant Certi-Cool Junior Individually Boxed
7350374091	212-005	Inhalants Ammonia 10 Pack
7350444091	215-008 660	Burn Compound Cream 1/8 Ounce 6 Pack
7350454091	213-004	Swabs Iodine Sterile 10 Pack
7350474091	214-005	Eyewash Solution Certi-Ose with Twist Off Top 20 ML





## 3M™ Crimplok™+ Connectors

- Field-mounted SC singlemode and multimode connectors
- No splice, gel or adhesive for fast terminations without the expense of a fusion splicer



**3M.com/Connectivity**



# Manufacturer Index

## 3M Telecom Systems Division

1143	168
1145	168
1146	168
1147	168
1149	168
1151	168
1401XR	166
1420	166
2178-LL	72
2178-LS	72
2178-S	72
2250-U3T3	166
2250M-CNTR/5W	166
2273-U3T3	166
2273-U5T3/A	166
2273M-ID/UC3W-RT	166
2273M-ID/UC5W-RT	166
2273M-UC5W/RT	166
35-BL66	184
35-YL66	184
3900-A	78
3M710-BC1-25S	56
3M710-MCG-25	56
4000-DT/TR	57
4000-DWP/TR	57
4000-G/TR	57
4005-DBM/TR/NB	57
4005-DPM/TR	57
4005-GBM/TR	57
4008-D/TR	57
4008-G/TR	57
4460	57
4460-D	57
4460-S	57
4561	82
4604	79
4606	79
4608	79
8882-1500/F	190
8882-3000/F	190
8882-750/F	190
8882-8000C	190
88T (1.5IN X 44FT)	184
88T (1IN X 36FT)	184
88T(3/4INX60FT)	184
8981-8882/HIGHGEL	79
8982-07	79
8982-8882/HIGHGEL	79
8983-07	79
8983-8882/HIGHGEL	79
8984-07	79
8984-8882/HIGHGEL	79
8985-07	79
8985-8882/HIGHGEL	79

BB2X12-8882/HIGHGEL	79
BB2X24-8882/HIGHGEL	79
BB2X24CC SB/2SC-LHS	79
BB3X24-8882/HIGHGEL	79
BB4X24-8882/HIGHGEL	79
BB6X26-SB/2DC-LHS	79
CS-195+/BULK28X52	178
ID10LTNNGG040ASD-TR	84
ID25LTNNGG040ASD-TR	84
MP+	178
MPP+4X8	178
NID-F0-1724-AT	114
NID-F0-1724-ATF	114
SLIC-2.2X19-SES	78
SLIC-2.6X29-SES	78
SLIC-3.6X33-SES	78
SLIC-5.6X33-SES	78
SLIC-5.6X33-SR/SES	78
SLIC-7.6X33-SES	78
SLIC-7.6X33-SR/SES	78
SLIC-9.6X36-SES	78
SLIC-9X36BA	78
STD-0-9	187
STD-101	187
UB2A BOX(100)	56
UCC CART (160)	56
UDW2	56
UP2 (BULK)	56
UP2 CART (160)	56
UR BOX (100)	56
UR2 BOX (100)	56
UR2 CART (100/PK)	56
UR2-D CART	56
UY BOX (100)	56
UY2 BOX (100)	56
UY2 BULK	56
UY2 CART (120)	56

## AFL

911647-00-00/SNI4600-1B-1-2-21H	117
FIBR-1-KITPRO	171
FT120	171
FT500	171
Network Interface Device (NID) - Outdoor	117
OFI 200D	170
OLS 4	172
OLS2-Dual SC	172
OPM 4-4D	170
VISIFAULT	171

## Allied Bolt Inc

102	140
103	140
18910	140
18920	140
18930	140

18940	140
4004	144
4044	134
579	136
580	136
581	136
582	136
666	144
720	136
722	136
762	136
9000-10	135
9000-100	135
9000-12	135
9000-120	135
9000-16	135
9000-160	135
9000-18	135
9000-20	135
9000-200	135
9000-260	135
9000-3	135
9000-300	135
9000-4	135
9000-400	135
9000-5	135
9000-6	135
9000-7	135
9000-70	135
9000-8	135
9002-1	135
9002-17	135
9003-13	140
9003-16	140
9003-20	140
9003-24	140
9003-30	140
9003-42	140
9003-56	140
9003-9	140
905P	145
920	136
960	142

## Allied Glove

LG335 10	174
LG335 11	174

## Blackburn Mfg Co.

31STOF0	188
31STOTV	188
P458P SC5285	187
P458P SC5324	187
P458W SC4708	187
P458W SC5285	187
P458W SC5324	187

## Bodine Business Products

BBP-328-10	174
BBP-328-12	174
BBP-328-8	174
BBP-3480L	175
BBP-3480XL	175
BBP-4062L	175
BBP-4062M	175
BBP-4062XL	175
BBP-8201L	174
BBP-8201M	174
BBP-8201S	174
BBP-8201XL	174

## Bourns

2410-31-G-BC	109
2410-31-G-MSP	109
2410-31-G-MSP-S	109
2410-310-G-BC	109
2410-310-G-MSP	109
2410-36-G-BC-S	109
2410-39-G-BC	109
2410-39-G-MSP	109
2410-39-G-MSP-T	109
2410-71-G-BC	109
2410-73-G-BC	109
2410-76-G-BC	109
2420-33-G-T	109
2420-39-G-T	109
303M-11A7M0	109
303M-11A7T0	109
303M-11A7W0	109
303M-11F1T0	109
303M-11F7T0	109
303M-12A7GA	109
303M-12A7TA	109
303M-13D2G0	109
303M12F1TA	109
7032-12-CBO	115
7032-12-LBO	115
7090-01-CO	116
7090-03-CO	116
7090-03-LO	116
Network Interface Device (NID)	115

## Brady USA Inc.

BPTL-109-427	187
PTL-109-427	187
PTL-110-145-GY	187

## Brenton Safety Inc.

LP-5S10/305BL	174
---------------	-----

## Buckingham Mfg Co Inc.

2239	179
95199E	179
960S-24	179
960S-26	179
960S-28	179

## Bullard

300B	175
30WHR	175
312B	175
33WHR	175
ESRTSL	175
RBPC00L	175

## Capital Safety (3M)

1022844	179
1102000	179
1102010	179
1102950	179
1224005	179
9503806	179

## Cascades Tissue Group

479A (34200)	190
--------------	-----

## Certified Safety Mfg.

200-951	193
205-033	193
210-006	193
210-015	193
210-020	193
211-024	193
212-005	193
213-004	193
213-038	193
214-005	193
215-008 660	193
216-013	193
216-025	193
216-027	193
216-033	193
221-008	193
221-031	193
225-032	193
233-004	193
233-358	193
235-017	193
242-014	193
250-507	193
250-525	193
FK200-970	193

## Charles Industries

97-FIBR24TRAY	95
BD 3-E	94
BD 4-E	94
BD 5-E	94
BD0203-EG	95
BD0204-EG	95
BD05-EG	95
CFDP206-EPS	94
CFDP208-EPS	94
Charles Universal Broadband Enclosure (CUBE)	104
UMB102A	95
UMS42-STD	95

## Circa Telecom

1880B1-100	112
1880B1-25	112
1880B1-50	112
1880ECA1-100G	112
1880ECA1-25G	112
1880ECA1-50G	112
1880ECA1-50G	112
1880ECP1-100G	112
1880ECS1-100	112
1880ENA1/NSC-100	112
1880ENA1/NSC-25	112
1880ENA1/NSC-50	112
1880ENP1-25G	112
1880ENP1-50G	112
1880ENS1-25	112
1880ENS1-50	112
1890BC1-100	112
1890BC1-25	112
1890BC1-50	112
1890ECM1-100	112
1890ECM1-25	112
1890ECM1-50	112
1890ECS1-100	112
1890ECS1-25	112
1890ECS1-50	112
1890ECT1-100	112
1890ECT1-25	112
1890ECT1-50	112
1890ECT1/NSC-100	112
1890ECT1/NSC-25	112
1890ECT1/NSC-50	112
1890ECT1/NSC25	112
1900A1-100	112
2000-100	112
2050-50	112
2100SBP-25	112
2200QCRJ	112
2211-100	112
2251SBP1-50	112
2625QC/QC	112
50-Pair Cover	112
C3B1E	113
C4B1E	113

## Coats American Inc.

44800NAT	188
----------	-----

## Colt Safety Inc.

2230R NON-AF	177
CLV200	177
S0112	177
S135C	177
S136C UVEX	177
UVXS-562	177
UVXS2534	177
UVXS468	177

# Manufacturer Index

CommScope			
020258-000	85	596370	49
090906-000	49	598707-000	85
091754-00	80	60944-6	55
094210-000	49	60945-4	55
1116542-1	81	60947-3	55
1217195-1	81	610144	50
1217204-1	81	61226-2	55
136838	51	61292-2	55
147017-000	81	635612-000	80
149562	51	662416	51
177006	51	665700-000	49
187308.000	50	689878	50
210809-000	85	694672	50
229915-2	55	733856-000	49
236827-000	81	740022-00	49
255699-000	80	742060	51
260212.00	49	7K2341-000	55
260802-000	49	800310	51
265308-000	49	82308F-000	85
295338	49	826405-000	80
300224	51	828822.00	50
313092	51	835997-000	80
320024	51	869708-000	80
338552	49	871709-000	80
339374-000	49	875540-000	49
342658	51	875950-000	49
381744	51	892974-000	49
38624R-000	85	914454	51
391260-000	49	923104.000	50
396490	50	929518	51
3J326R-000	55	934754	50
401139-000	81	935544	50
431576-000	85	944912-000	80
436044	51	945826-000	49
4670	51	961652	51
467948	50	976394-000	49
477744	51	984742-000	49
498010-000	80	A02363-000	55
498358-000	49	A32730	51
4E8806-000	55	A43908	51
4P1695-000	85	B98773-000	55
4S172M-000	55	CC4034-000	55
527898-000	85	D55355-000	80
532595-000	80	DLX Drop Cables	37
544851-000	55	E16791	51
552576-2	55	E23128	50
552647-2	55	E82048	49
552769-2	55	F61509-00	74
563104	49	F71967	51
566534	50	FAK-MULDRP-45-4P-DRP	73
569224-1	81	FAK-MULDRP-45-4W/CBL-ATT	73
569579-1	81	FAK-MULDRP-45-SEAL-FLAT4	73
569661-1	81	FAT-YNA1200Y0-H02G	97
583840	50	FAT-YNA1200Y0-H04G	97
587399-000	81	FAT-YNA1200Y0-H06G	97
		FAT-YNB0012Y0-00G	97
		FAT-ZNA1200Y0-H04G	98
		FAT-ZNA1200Y0-H06G	98
		FAT-ZNA1200Y0-H08G	98
		FAT-ZNB0012Y0-000G	98
		FD3-AC144J00GBBP1	107
		FD3-AC144J00GBBP2	107
		FD3-AE216J00GDBP2	107
		FD3-AE216J00JBP1	107
		FD3-AE216J00JDBP2	107
		FD3-AG216J00GDBP1	107
		FD3-AG216J00GDBP2	107
		FD3-AG216J00JDBP1	107
		FD3-AG216J00JDBP2	107
		FD3-AG360J00GDBP1	107
		FD3-AG360J00GDBP2	107
		FD3-AG360J00JDBP1	107
		FD3-AG360J00JDBP2	107
		FD3-AJ216J00GDBP1	107
		FD3-AJ216J00GDBP2	107
		FD3-AJ216J00JDBP1	107
		FD3-AJ216J00JDBP2	107
		FD3-AJ360J00GDBP1	107
		FD3-AJ360J00GDBP2	107
		FD3-AJ360J00JDBP1	107
		FD3-AJ360J00JDBP2	107
		FD3-AJ504J00GDBP1	107
		FD3-AJ504J00GDBP2	107
		FD3-AJ504J00JDBP1	107
		FD3-AJ504J00JDBP2	107
		FD3-PMF06	108
		FD3-PMFE06	108
		FD3-PMFJ06	108
		FD3-RSRC06	108
		FD3-RSRE06	108
		FD3-RSRJ06	108
		FD3MOD-072JGAB	108
		FD3MOD-072JJAB	108
		FD3MOD-072JLAB	108
		FD3MOD-072JTAB	108
		FMS-ACE100-KIT-A	108
		FMS-FD3C-KIT-A	108
		FMS-FD3J-KIT-A	108
		FOSC-ACC-A-TRAY-12	73
		FOSC-ACC-A-TRAY-24	73
		FOSC-ACC-B-TRAY-12	73
		FOSC-ACC-B-TRAY-24	73
		FOSC-ACC-C-TRAY-12	73
		FOSC-ACC-C-TRAY-24	73
		FOSC-ACC-D-TRAY-36	73
		FOSC-ACC-D-TRAY-48	73
		FOSC-ACC-D-TRAY-72	73
		FOSC400-A8-12	73
		FOSC450-A4-4-NT-0-A1V	73
		FOSC450-B6-6-NT-0-B3V	73
		FOSC450-BS-6-NT-0-B0V	73
		FOSC450-C6-6-NT-0-C6V	73

# Manufacturer Index

FOSC450-D6-6-NT-0-D6V	73
FP7436-000	85
FPC-CLNKIT1	108
FPS-MPP1AJJ	108
FPS-MPP1ANN	108
FPS-MPP1CJJ	108
FPS-MPP1CNN	108
FX2443-000	49
G22247-000	81
G22248-000	81
Hardened Drop Cables	36
JM-COU-10CP142U	48
JM-COU-11CP157U	48
JM-COU-12CP166SB	48
JM-COU-12CP170U	48
JM-COU-15CP190SB	48
JM-COU-15CP200U	48
JM-COU-20CP238SB	48
JM-COU-20CP252U	48
JM-COU-40CP465U	48
L72281-000	81
L7644M-000	85
Mini Multiport Service Terminals (MST) with DLX Adapters	89
MR3919-000	73
MST-ACC-Y10	97
MST-ACC-Y10G	97
MST-ACC-Z11	98
MST-ACC-Z11G	98
Multiport Service Terminal (MST)	87
Multiport Service Terminal (MST) - 4x3 Terminal Body	88
OmniReach® Hub in a Pedestal (HIP) FDH	96
OmniReach™ FDH 3000	106
OmniReach™ Indoor/Outdoor Drop Cable Assemblies	37
OmniReach™ Outdoor Fiber Distribution Terminal 24 (OFDT-24)	113
OSP-216BKEY1	108
OSP-216BKEY2	108
OSP-216BKEY3	108
Q3867V-000	74
Q63458-000	55
RealFlex™ 3 Drop Cable	35
RealFlex™ 5 Drop Cable	35
RealFlex™ Universal Drop Cable	34
ROC™ Drop Cable Assembly with FastAccess®	38
SMOUV-1120-01	73
VQ034K-000	85
XC1463-000	49
<b>Corning</b>	
012EC4-14101-53	20
012EU4-T4100A20	17
012EU4-T4100D20	17
012EU4-T4101A20	17

012EU4-T4101D20	17
012EU5-T4100A20	19
012EU5-T4100D20	19
012EU5-T4101A20	19
012EU5-T4101D20	19
012EUC-T4100A20	18
012EUC-T4100D20	18
012EUC-T4101A20	18
012EUC-T4101D20	18
024EC4-14100-D53	21
024EC4-14101-53	20
024EC5-14101-53	20
024EC5-14101-D53	21
024EU4-T4100A20	17
024EU4-T4100D20	17
024EU4-T4101A20	17
024EU4-T4101D20	17
024EU5-T4100A20	19
024EU5-T4100D20	19
024EU5-T4101A20	19
024EU5-T4101D20	19
024EUC-T4100A20	18
024EUC-T4100D20	18
024EUC-T4101A20	18
024EUC-T4101D20	18
036EC5-14101-53	20
048EC5-14101-53	20
048EC5-14101-D53	21
048EU4-T4100A20	17
048EU4-T4100D20	17
048EU4-T4101A20	17
048EU4-T4101D20	17
048EU5-T4100A20	19
048EU5-T4100D20	19
048EU5-T4101A20	19
048EU5-T4101D20	19
048EUC-T4100A20	18
048EUC-T4100D20	18
048EUC-T4101A20	18
048EUC-T4101D20	18
072EC4-14101-53	20
072EC5-14101-D53	21
072EU4-T4100A20	17
072EU4-T4100D20	17
072EU4-T4101A20	17
072EU4-T4101D20	17
072EU5-T4100A20	19
072EU5-T4100D20	19
072EU5-T4101A20	19
072EU5-T4101D20	19
072EUC-T4100A20	18
072EUC-T4100D20	18
072EUC-T4101A20	18
072EUC-T4101D20	18
096EC4-14101-53	20
096EC5-14101-53	20
096EU4-T4100A20	17

096EU4-T4100D20	17
096EU4-T4101A20	17
096EU4-T4101D20	17
096EU5-T4100A20	19
096EU5-T4100D20	19
096EU5-T4101A20	19
096EU5-T4101D20	19
096EUC-T4100A20	18
096EUC-T4100D20	18
096EUC-T4101A20	18
096EUC-T4101D20	18
120EC5-14101-53	20
144EC4-14101-D53	21
144EC5-14101-53	20
144EC5-14101-D53	21
144EU4-T4100A20	17
144EU4-T4100D20	17
144EU4-T4101A20	17
144EU4-T4101D20	17
144EU5-T4100A20	19
144EU5-T4100D20	19
144EU5-T4101A20	19
144EU5-T4101D20	19
144EUC-T4100A20	18
144EUC-T4100D20	18
144EUC-T4101A20	18
144EUC-T4101D20	18
216EC5-14101-D53	21
240EV5-14101-53	20
264EV5-14101-53	20
288EU4-T4100A20	17
288EU4-T4100D20	17
288EU4-T4101A20	17
288EU4-T4101D20	17
288EU5-T4100A20	19
288EU5-T4100D20	19
288EU5-T4101A20	19
288EU5-T4101D20	19
288EUC-T4100A20	18
288EUC-T4100D20	18
288EUC-T4101A20	18
288EUC-T4101D20	18
288EV4-14101-D53	21
288EV5-14100-D53	21
288EV5-14101-53	20
336EV4-14101-53	20
336EV5-14101-53	20
384EV5-14101-53	20
432EV4-14101-53	20
432EV4-14101-D53	21
432EV5-14101-D53	21
576EV4-14101-53	20
576EV5-14101-53	20
720EV4-14101-53	20
720EV5-14101-53	20
864EV4-14101-53	20

## Corning - Cont.

864EV5-14101-53	20
ALTOS® Enhanced Cables	16
BKT-SC-C	68
FBC-014	159
FBC-015	159
FBC-14-15-16-BLADE	159
OptiSheath® Aerial Terminal	67
OptiSheath™ MultiPort Terminal	86
OptiTect® HD Series Cabinets	103
OptiTect® LS Series Cabinets	103
OSNP-LCU-900	159
OSNP-LCU-900-Z	159
OSNP-SCA-250	159
OSNP-SCA-250-Z	159
OSNP-SCA-900	159
OSNP-SCA-900-Z	159
OSNP-SCU-250	159
OSNP-SCU-250-Z	159
OSNP-SCU-900	159
OSNP-SCU-900-Z	159
OSNP-STU-900	159
OSNP-STU-900-Z	159
SCA-6T24-026CP	66
SCA-6T24-046CP	66
SCA-6T24-066CP	66
SCA-6T24-086CP	66
SCA-9T24-06CPL-SR	67
SCA-9T24-LRS	67
SCA-9T34-066CP	67
SCA-9T34-066E	67
SCF-POLE-BKT8	68
SCG-8C18-01	68
SCG-KT-6GND	68
SCG-KT-8CBL	68
SCG-KT-8EC	68
SCG-KT-8GS3	68
SCG-KT-8IG3	68
SCG-KT-DP8	68
SCG-KT-ECR8	68
SCG-KT-G84-F	68
SCG-ST-099	68
SCG-ST-116	68
TKT-OPTISNAP-CA	159
TKT-OPTISNAP-CC	159
TKT-OPTISNAP-CF	159
UCA4-066CP-W-2B	66
UCA4-086CP-W	66
UCA4-086RB-W	66
UCN-GND-S20	68
UCN-GND-SC20	68
UCN-GNDCBL-20	68
ULM-AUX-UUU1	114
ULM-DSL-32U1	114

ULM-DSL-32U2	114
ULM-DSL-33U1	114
ULM-DSL-33U2	114
ULM-DSL-U2U1	114
ULM-DSL-U3U1	114
ULM-KIT-3UU11	114
ULM-KIT-3UU21	114
UNI-3003-13D1	114
UNI-3003-13U1	114
UNI-3003-23U1	114
UNI-3003-33U1	114
UNI-3006-11U1	114
UNI-3006-13D1	114
UNI-3006-13U1	114
UNI-3006-63U1	114
UNI-ADP-DTM	114
VAAPS40-1C4131Q400	103
VCAPS20-1C4131Q400	103
VDAPS21T1WC116WC00	103
VEAPS40T1WC131Q52A	103
VEAPS40T1WC231WC00	103
VFAPS70T1WC231WC00	103
VFL-A125	159
VFL-A250	159
VFL-AKIT	159

## Day-Star Corporation

30WIR	179
-------	-----

## Eagle Enterprises

911 RELIEF SPRAY	192
------------------	-----

## Electric Motion Co.

EM0366WR	63
EM2525	63
EM2610	63
EM8100-24.10	65
EM8100-36.10	65
EM8100-6.10	65

## Electromark Co.

NOR010-T-PD-EA2	187
NOR016-T-FV-CA0	187
NOR935-T-VO-RJ2	187

## Emerson

0B2	99
0B34	99
BEN25LMMSP	120
BEN50LMMSP	120
BEPC100C	110
BEPC100MM	110
BEPC25MM	110
BEPC25MMSP	110
BEPC50MM	110
Building Entrance BEP Series	110
BUPM25MMSP	111
BUPM50MMSP	111
BUPSNG100MM	111

BUPSNG25MM	111
BUPSNG50MM	111
CAD12	91
CAD4	91
CAD6	91
CAD670	91
CAD8	91
F2001064	101
F2001066	101
F2001068	101
F2003082	101
F2003092	101
F2004054	101
F2004099	101
F2004108	101
F2004145	101
F2004153	101
FSDRLS1200SDPM	100
FSDRLS1800SDPM	100
FSDRLS2700SDPM	100
FSDRLS3600SDPM	100
FSDRLS900SDPM	100
FSECQF200	100
FSECQF400	100
FSECQF600	100
FSECQF900	100
FSERLS200	100
FSERLS400	100
FSERLS900	100
FSUNRLS1000SDPM	100
FSUNRLS1200SDPM	100
FSUNRLS1800SDPM	100
FSUNRLS2700SDPM	100
FSUNRLS3600SDPM	100
MS1332	99
MSPORTPOLEMTKT	101
NetReach™ BUP Series	111
NSFDP10S040X	93
NSFDP10SC4CX	93
NSFDP10XSC1	93
NSFDP8S040X	93
NSFDP8SC4CX	93
NSFDP8XSCX	93
OPF0BD7	102
PRO10FMPLT	92
PRO10HSRNGE	92
PRO10NFVP	92
PRO6HIRNG	92
PRO8HIRNG	92
PT19G	99
R66C16	83
R66CB16	83
R66M112	83
RGT1218	84
RGT25A4	84
RPIS25A4	84



# Manufacturer Index

RPT10A4	84
RPT12	84
RPT25	84
RPT25A4	84
RPT5A4	84
SC10000D	102
SC6000D	102
SC8000D	102
UP1258G	129
UP1258HD	129
UP2258P	129
UP3758G	129
UP758G	129
UPC1278	102
UPC1850	102
UPCBD2	90
UPCBD3	90
UPCBD4	90
UPCBD5	90
UPCBD7	90
UPCBD8000	102
UPCBDS300	91
<b>Erico</b>	
815880	58
GR1161GPLUS	62
NT1161GPLUS	62
NT1161VPLUS	62
<b>Fitel, a Furukawa Product</b>	
S122A-KIT-1	157
S122M-12-KIT-1	157
S177A-01-KIT	157
SOC-KIT-A	158
<b>Fluke Networks</b>	
22800-001	163
22800-009	163
22801-001	163
22801-009	163
26000900	167
26500000	167
2650090	167
30800009	163
52801001	164
52801004	164
52801009	164
52801RJ9	164
52801TNT	164
C9970	168
C9973	168
Fluke-177	161
Fluke-179	161
Fluke-287	161
FTK1300	170
FTK1400	170
MT-8200-60-KIT	167
NFC-Cards-5pack	172

NFC-Case	172
NFC-Cube	172
NFC-Kit-Box	172
NFC-Kit-Case	172
NFC-SolventPen	172
P3218-234	163
TS54-A-09-TDR	164
<b>Frank Winne + Son</b>	
37140	188
37192 / 71692T	188
68160	176
68161	176
68162	176
68163	176
68164	176
68165	176
68166	176
68167	176
68168	176
68169	176
68170	176
68171	176
68219	176
68220	176
68221	176
68222	176
69851	188
92976	188
93428	188
93429	188
93634	188
96304	176
96304	176
96305	176
96305	176
<b>Franklin Industries Co.</b>	
2LB 10FT GR	189
2LB 10FT WH	189
<b>Fulflex Inc.</b>	
10141	193
<b>General Cable</b>	
7525058	9
2012004	15
2012005	15
2012006	15
2012015	15
2012016	15
7071608	13
7525066	9
7525074	9
7525082	9
7525090	9
7525108	9
7525116	9

7525124	9
7525140	9
7525157	9
7525173	9
7525199	9
7525207	9
7525215	9
7525223	9
7525231	9
7525595	12
7525603	12
7525629	12
7525637	12
7525652	12
7525678	12
7525686	12
7525694	12
7525751	12
7525769	12
7525785	12
7525793	12
7525819	12
7525835	12
7525843	12
7525850	12
7525868	12
7525876	12
7526551	13
7526569	13
7526577	13
7526585	13
7526601	13
7526619	13
7526627	13
7526668	13
7526684	13
7526692	13
7526718	13
7526734	13
7526742	13
7526759	13
7526767	13
7526775	13
7526973	12
7526981	12
7526999	12
7527005	14
7527013	14
7527021	14
7527039	14
7527054	14
7527062	14
7527112	14
7527120	14
7527138	14
7527146	14



# Manufacturer Index

## General Cable - Cont.

7527161	14
7527187	14
7527195	14
7527203	14
7527211	14
7527229	14
7528003	10
7528011	10
7528037	10
7528045	10
7528060	10
7528086	10
7528102	10
7528110	10
7528136	10
7528144	10
7528169	10
7528185	10
7528193	10
7528201	10
7528219	10
7528235	10
7528599	9
8527227	10

## Generonix

SureReach 2000	123
----------------	-----

## Greenlee

1137-5002	162
-----------	-----

## Hilti Inc.

00306241	178
00309760	178
00314721	178

## Hubbell Power Systems

0317	144
10146	128
10148	128
1082	126
12334P	125
12585	125
12632P	125
1283	126
1CSM12	139
1CSM18	139
1CSM24	139
3635	129
400-012-548	131
400-017-836	139
400-149-928	137
400-285-169	132
400-302-402	129
400-314-092	129
400-314-316	129
400-314-324	129
400-314-407	129

400-314-753	129
400-314-795	129
400-314-811	129
402-658-926	58
501	138
5010	132
5012	132
5014	132
5016	132
502	138
506125	138
508744	136
508754-1/2	136
5112T	132
5114T	132
5315	127
5316	127
5317	127
5348	127
5357	127
5358	127
5370	127
55084P	133
55085P	133
55086P	133
5510	132
5512	132
5514	132
5516	132
6346	128
6452	137
6453	137
6454	137
6510	133
6511	133
6512	125
653112	129
6533	129
6534T	129
6539	129
6540	129
6562	125
681012	132
6813	132
6814	132
6823	132
682312	132
6825	132
7558	127
7568	127
7570	127
7574	127
7901	134
7902L	134
7902R	134
7903	134

7903L	134
7904	134
7920	138
7921	138
8566	58
8722GP	136
8806	131
8807	131
8808	131
8810	131
8812	131
88135	126
8814	131
8816	131
8818	131
8820	131
8824	131
8862	130
8864	130
8868	130
8872	130
8874	130
8882	130
8884	130
8886	130
8888	130
8890	130
8894	130
8912	131
8916	131
8918	131
8920	131
8922	131
8924	131
8926	131
C102-1583	126
C102-2008	128
C102-2050	128
C102-5200	125
C102-5201	125
C102-5202	125
C102-5204	125
C102-5205	125
C102-5206	125
C200-0064	128
C203-0313	130
C203-0314	130
C203-0315	130
C203-0316	130
C203-1124	130
C203-1125	130
C203-1126	130
C203-1131	130
C203-1132	130
C203-1133	130
C205-0190	136

# Manufacturer Index

C303-0069HD	126
E102-0044	125
E102-0052	125
E102-0053	125
E102-0819	125
E102-0820	125
E102-0821	125
GC-164	63
GC-167	63
GC-167P	63
GC-5006	63
GH5ILS	137
GH6	137
L1100	130
PS6801	132
PS6822	132
PS816	128
R130L	127
R153L	127
R172L	127
R330	127
R353	127
R360	127
R372	127
X20	126
X24-34	126
<b>Hubbell Quazite Lenoir City, Inc</b>	
A12173018A009	52
A12304818A009	52
A12304836A009	52
A14366036A009	52
A20243618A009	52
A20243630A009	52
PG2436BA18	53
PG2436BA24	53
PG2436BA30	53
PG2436BB18	53
PG2436BB24	53
PG2436CA0009	53
PG2436HA00	53
PG3048BA18	53
PG3048BA24	53
PG3048BA36	53
PG3048BB24	54
PG3048BB36	54
PG3048CA00	54
PG3048HA01	54
PL42420808501	54
PL42420822503	54
PL42420822B3T	54
PL54481109B4T	54
PL54482809B4T	54
PL54483609B4T	54
PL64720738B4T	54

PL72600735B4T	54
PL84960760B4T	54
<b>Independent Technologies/Metrotel Corp.</b>	
99-0118	167
<b>J.G. Tucker &amp; Son Inc.</b>	
1006-5	192
<b>Jameson</b>	
10-316-300	158
<b>Jonard</b>	
HW-UW-26	152
HW-UW-224	152
<b>KLEIN</b>	
2100-7	154
D234-6C	152
<b>Lineage Power</b>	
Remote Powering Over Twisted Pairs	123
<b>LPS Laboratories</b>	
61201	192
61232	192
61244	192
61296	192
<b>MacLean Senior Industries (MSI)</b>	
5001	141
5002	141
5040	141
5041	141
5042	141
5043	141
5056	141
5057N	141
5058	141
5059N	141
5062	141
5063	141
5063N	141
5101	141
5102	141
5151	141
5152	141
5200	141
5201	141
5202	141
5203	141
5262	141
6PRDS	142
J1075	132
J1076	132
J1095	134
J1096	134
J133	132
J25088.1	134
J6510	133

J6511	133
J6821	132
J6822	132
J6823	132
J7901	134
J7901A	134
J8051	132
J8052	132
J8053	132
J8054	132
J8151	132
J8152	132
J8563	133
J8564	133
J8808	131
J8810	131
J8812	131
J8814	131
J8816	131
J8818	131
J8820	131
J8824	131
J8864	130
J8866	130
J8868	130
J8870	130
J8872	130
J8874	130
J8882	130
J8884	130
J8890	130
J8912	131
J8916	131
J8918	131
J8922	131
J8924	131
<b>Magid Glove &amp; Safety Mfg. Co.</b>	
1000-PF	192
1050	192
DPPTY120SWH2X (01412)	177
DPPTY120SWHLG (01412)	177
DPPTY120SWHMD (01412)	177
DPPTY120SWHXL (01412)	177
<b>Marketing Displays Inc.</b>	
DF-03645	179
DF-04204	179
<b>Megger</b>	
DET2/2 250202	165
<b>Midwest Quality Gloves</b>	
608 MED	174
6301-LARGE	174
6301-MEDIUM	174
<b>Multilink</b>	
37911	177

# Manufacturer Index

## Napa Glove Co Inc.

3BTMPT-10	177
3BTMPT-11	177
3BTMPT-12	177
3BTMPT-13	177
3BTMPT-5	177
3BTMPT-6	177
3BTMPT-7	177
3BTMPT-8	177
3BTMPT-9	177
6301-LARGE	174
6301-MEDIUM	174
6301-SMALL	174

## NEPTCO Inc.

WP1800P/3000FT	188
----------------	-----

## Netco

10051	183
CA-7203/10050	183

## Pelsue

PELCHEK-CAL1	165
PELCHEK-ENF	165
PELCHEK-FCHO	165
PELCHEK-MAX414	165

## PPC Inc.

23-80262	144
23-80361	143
23-80362	143
23-80370	143
23-82351	142
23-88885	142
24-80003	143
24-80004	143
27-00865	143
40-43007	137
SI-2165	143

## Preformed Line Products (PLP)

2872004C1E1	146
2872005C1E1	146
2872104C1E1	146
5058102	147
5058103	147
50589319	147
8000361	77
8000380	77
8000381	77
800081098	77
8001003	72
8001005	72
8003055	77
8003663	71
8003664	71
8003665	71
8003677	71
8003691	71
8003692	71

8003693	71
8003694	71
8006021	77
8006022	77
8006023	77
8006024	77
8006025	77
8006039	75
80061057	70
8006137	75
8006173	75
8006175	75
8006177	77
8006239	76
8006240	76
8006241	76
8006242	76
8006249	76
8006251	77
8006252	77
8006253	77
8006261	77
8006262	77
8006263	77
8006271	76
8006283	76
8006318	75
8006319	77
8006394	76
8006395	76
8006396	76
8006397	76
8006508	75
8006509	77
8006560	72
8006561	72
8006587	72
8006588	72
8006621	71
8006622	71
8006671	71
8006681	75
8006794	71
8006877	70
8006944	70
8006951	69
80801953	82
80801954R	82
80801955R	82
80802377	82
80805110	70
80805514	70
80806033	70
80807701	70
80808945	70
80809958	70

80810086	70
COY1-001	70
COYD919B-000	70
COYDTC-001	69
COYDTC-003	69
COYLCC-F008	69
COYLCC-F014	69
DE-2506	146
GDE-1104	145
GDE-1106	145
GDE-1107	145
GDE-1108	145
GDE-2102	145
GDE-2104	145
GDE-2106	145
GDE-2107	145
GDE-2108	145
GDE-2501	146
GDE-2503	146
GDE1104LA	145
GFDE-2121	146
GFDE-2123	146
GFDE-2124	146
GFDE-2125	146
GLS-1104	148
GLS-2104	148
GLS-2106	148
GLS-2107	148
GLS-2108	148
GLS-2117	148
GLS-2118	148
GLS-3101	148
GLS-3103	148
LGSTS72	70
LSR-2122	148
LSR-2123	148
LSR-2124	148
LSR-2125	148
NDE-8502	145
NDE-8503	145
NDE-9500	145
NDE-9502	145
PG-5405	147
PG-5516	147
PG-5517	147
PG-5518	147
PG-5716	147
PG-5718	147
PG-5718P	147
PG-5738	147
PTG-0155	147
PTG-0201	147
PTG-0207	147
PTG-0208	147
TS-2100	146
TS-3100	146

# Manufacturer Index

## Prime Conduit

49008-10	48
49008-20	48
49010-10	48
49011-010	48
49011-020	48
49013-010	48
49013-020	48
49015-010	48
49015-020	48
49017-20	48

## PREMIER

1-908353	48
1-908354	48
1-908355	48
1-908356	48
1/2 UTIL A 25M C250	46
1/4 EHS A 6.6 C250	46
1/4 EHS A C500	46
1/4 EHS A R2500	46
1/4 EHS A R5000	46
1/4 EHS C6.6M	46
10-175	150
100CR000ORNA05T	47
100CR000ORNA25T	47
100CR000ORNA50T	47
100RR011BKNA05T	47
100RR011BKNA50T	47
100RR011BLNA05T	47
100RR011BLNA1XT	47
100RR011BLNA25T	47
100RR011BLNA50T	47
100RR011ORNA05T	47
100RR011ORNA1XT	47
100RR011ORNA25T	47
100RR011ORNA50T	47
100RR011WHNA05T	47
100RR011WHNA25T	47
100RR011WHNA50T	47
100SS135GYNA50E	47
100SS135ORNA1XE	47
100SS135ORNA1XT	47
100SS135ORNA50E	47
11-003-77	83
11-921	150
11-961	150
12-311-36	41
12-322-36	41
125CR000ORNA05T	47
125CR000ORNA25T	47
125CR000ORNA50E	47
125CR000ORNA50T	47
125CR000ORNA70T	47
125RR011BKNA05T	47
125RR011BKNA25T	47
125RR011BLNA05T	47

125RR011BLNA25T	47
125RR011BLNA45T	47
125RR011BLNA65T	47
125RR011ORNA05T	47
125RR011ORNA25T	47
125RR011ORNA45T	47
125RR011ORNA65T	47
125RR011WHNA05T	47
125RR011WHNA25T	47
125RR011WHNA45T	47
125RR011WHNA65T	47
125SR011BLNA80E	47
125SR011ORNA50R	47
125SR011ORNA80E	47
125SR011WHNA80E	47
125SR135ORNA50T	47
125SS011ORNA25E	47
125SS011ORNA50E	47
125SS011ORNA50T	47
125SS011ORNA70E	47
125SS135ORNA70E	47
125SS135ORNA70R	47
125SS135ORNA70T	47
14711.8002	45
14711.8004	45
14711.8006	45
14711.8051	45
14711.8052	45
14711.8054	45
14711.8706	45
15-265	153
15-808A	153
150SS011ORNA40T	47
200SR040ORNA25T	47
200SR135ORNA25E	47
200SR135ORNA25R	47
200SS011ORNA25E	47
200SS011ORNA25R	47
200SS011ORNA25T	47
200SS011RDNA25T	47
2090008	40
2090010	40
2090013	40
2090014	40
2090018	40
2090051	40
2090052	40
2090053	40
2091016	40
2091021	40
2091051	40
2091052	40
2095063	41
2095064	41
2095125	41
2095127	41
2095138	41

2095151	41
2096102-2095065	41
2096103-2095016	41
2096118-2095068	41
2096119	41
2113057	42
2113059	42
2113150	42
2113185	42
2137113E	43
2137142	43
2137144E	43
2137146E	43
225G	152
278G	152
286LN	152
3/16 UTIL A 2.2M	46
3/16 UTIL A 2.2M 500	46
3/8 EHS A R2500	46
3/8 UTIL A 10M	46
3/8 UTIL A 10M 1000	46
3/8 UTIL A 10M 2500	46
3/8 UTIL A 10M 5000	46
3/8 UTIL C10M	46
300SS011ORNA05E	47
300SS011ORNA10T	47
300SS135ORNA10E	47
300SS135ORNA10T	47
30612	153
30614	153
30616	153
30618	153
30620	153
30622	153
30626	153
3114733	40
34-790	151
400SS011ORNA05K	47
400SS135ORNA05E	47
400SS135ORNA05T	47
43-512	151
4980	154
4993CG	154
5-16EHSC5000R	46
5/16 IN EHS A R2500	46
5/16 IN EHS A R5000	46
5/16 UTIL A 6M	46
51-240-11	43
51-240-21	43
51-240-31	43
51-616	150
5136100	41
5136101	41
5249	153
56-202	150
611353	58

# Manufacturer Index

## PREMIER - Cont.

631	189	CS150U48V3	124	PT-18R-C-2	181
65-901	151	CS16U48V-8	124	PT-18R-C-3	181
65-902	151	CS20A-EBP	124	PT-18R-C-4	181
65-903	151	CS24C12V2-E	124	PT-18R-C-5	181
66-090	151	CS30U12V-20	124	PT-18R-C-6	181
66-091	151	CS50U48V	124	PT-18R-C-7	181
66-092	151	CS75A12V3	124	PT-18R-C-8	181
66-096	151	CSN27U12V-NA2	124	PT-18R-C-9	181
66-097	151	CSN27U12V-NA3	124	PT-18R-K-0	181
66-565	151	CSN27U12V-NA3-G	124	PT-1964	154
66B1-6	83	CSTII1000	124	PT-2.5NFP-ORANGE	182
66M1-50	83	DTC36U12V-NA3	124	PT-20-668-PNT-GRN-20	190
66M1-50R	83	DTC36U12V-NA3-G	124	PT-20-669-PNT-BLU-20	190
7/16 EHS A R2500	46	EVC167P	61	PT-20-671-PNT-RED-20	190
7/16 IN UTIL A 16M	46	H-11	150	PT-20-678-PNT-YLW-20	190
7/16 UTIL A 16M	46	HR-125-5-LARGE	46	PT-2002	61
7/16 UTIL A 16M 5000	46	HR-125-CLAMP	46	PT-2004	61
7/16 UTIL C 16M	46	HR-78-5-L-Bend	46	PT-2004-3	61
732744	186	HR-78-5-Offset	46	PT-2006	61
7712H	153	HR-78-CLAMP	46	PT-20A	83
7714H	153	HW-1516	153	PT-20B	83
7716H	153	HW-1518	153	PT-2145	60
7718H	153	HW-1520	153	PT-216C	151
86-835B	154	HW-1524	153	PT-2170	61
86-837B	154	HW-1526	153	PT-2174	60
86-838B	154	HW1514	153	PT-2175	142
86-839B	154	HY-END BIFEN ITP	189	PT-27-1X36	183
86-840B	154	HY-END BIFEN S	189	PT-30MR-C-9	182
86-841B	154	J264SG	152	PT-30R-C-0	181
86-843	154	J706S	154	PT-30R-C-1	181
86-844	154	J708S	154	PT-30R-C-1	181
86-845	154	J710S	154	PT-30R-C-2	181
86-846	154	J712G	154	PT-30R-C-3	181
91201	191	MHP	99	PT-30R-C-4	181
91401	191	N32-203500	124	PT-30R-C-5	181
9140182900	191	PE1UG8	129	PT-30R-C-6	181
92151A.38.17	124	PT-0956F	142	PT-30R-C-7	181
92282.38.10	124	PT-0966	142	PT-30R-C-8	181
92798	184	PT-0987	142	PT-30R-C-9	181
95327	150	PT-1116	155	PT-35 TAPE 3/4X66YEL	184
96205	183	PT-1205C/611350	58	PT-35 TAPE 3/4X67BLU	184
96415	184	PT-1206C/611265	58	PT-35 TAPE 3/4X68RED	184
96416	184	PT-120L-C-0	181	PT-35 TAPE 3/4X69GRN	184
96418-96966	184	PT-120MR-C-0	182	PT-3572	156
96967	184	PT-120MR-C-9	182	PT-3573	83
9INCUTTER	152	PT-120R-K	181	PT-3573	156
BATTERY 9V	190	PT-120R-K-0W	181	PT-36BOX1-PLAIN	185
BATTERY AA	190	PT-12BCL	60	PT-3805C/613850	58
BATTERY AAA	190	PT-150R-0	181	PT-3806C/613860	58
BATTERY C	190	PT-1530	155	PT-38BLC (PT-CEB-0)	60
BATTERY D	190	PT-1543.1	155	PT-3939	183
BW-1161	154	PT-1555	155	PT-4-18-1/0-L	180
BW-1168	154	PT-1556	155	PT-4-18-1/10-L	180
BW1163FP	154	PT-18L-C-0	181	PT-4-18-1/2-L	180
C5E100X-004GY24PM	83	PT-18L-C-9	181	PT-4-18-1/4-L	180
CS150-BHK	124	PT-18R-C-0W	181	PT-4-18-1/7-L	180
		PT-18R-C-1	181	PT-4-18-3/0-L	180

# Manufacturer Index

PT-4-18-3/10-L	180
PT-4-18-3/2-L	180
PT-4-18-3/4-L	180
PT-4-18-3/7-L	180
PT-4-18-5/0-L	180
PT-4-18-5/10-L	180
PT-4-18-5/2-L	180
PT-4-18-5/4-L	180
PT-4-18-5/7-L	180
PT-4-18-6/0-L	180
PT-4-18-6/10-L	180
PT-4-18-6/2-L	180
PT-4-18-6/4-L	180
PT-4-18-6/7-L	180
PT-4-18-8/0-L	180
PT-4-18-8/10-L	180
PT-4-18-8/2-L	180
PT-4-18-8/4-L	180
PT-4-18-8/7-L	180
PT-400-SK	154
PT-40I-C-0	181
PT-40I-C-9	181
PT-40R-C-0	181
PT-4572	156
PT-4573	156
PT-49-4X40	183
PT-50I-C-0	181
PT-50I-C-9	181
PT-50L-C-0W	181
PT-50L-C-9	181
PT-50MR-C-0W	182
PT-50MR-C-9	182
PT-50R-C-0W	181
PT-50R-C-2	181
PT-50R-C-3	181
PT-50R-C-4	181
PT-50R-C-5	181
PT-50R-C-6	181
PT-50R-C-8	181
PT-50R-C-9	181
PT-532	151
PT-5805CS/635850	59
PT-5808C-RUS/615883	58
PT-5808C/615880	58
PT-5810CS/635800	59
PT-58BCL-H/HDC58R	60
PT-58BCP/CR58	59
PT-58CP-CC/CC58	59
PT-58DS-CC/B13716	59
PT-58DS/DS58	59
PT-5948	60
PT-6138529	59
PT-615800	58
PT-635803	59
PT-683	152
PT-7	150
PT-7	154

PT-842	152
PT-88 TAPE 1-1/2x44	184
PT-88 TAPE 1X36	184
PT-88 TAPE 3/4X36	184
PT-88 TAPE 3/4X60	184
PT-891	151
PT-89B	83
PT-89D	83
PT-942	152
PT-9700	82
PT-97374	183
PT-98-2-GLWHT-16	190
PT-BBA-T-25	64
PT-BBR-E-25	64
PT-BBR-EW-25	64
PT-BBR-UESW-25	64
PT-BBR-UEW-25	64
PT-BFA-KIT	172
PT-BVC-4	61
PT-C25C100G-L3	44
PT-C25C10G-L3	44
PT-C25C15G-L3	44
PT-C25C200G-L3	44
PT-C25C20G-L3	44
PT-C25C25G-L3	44
PT-C25C30G-L3	44
PT-C25C50G-L3	44
PT-C25C5G-L3	44
PT-C25C80G-L3	44
PT-C25P100G-L3	44
PT-C25P10G-L3	44
PT-C25P15G-L3	44
PT-C25P15G-L3	83
PT-C25P200G-L3	44
PT-C25P20G-L3	44
PT-C25P25G-L3	44
PT-C25P2G-L3	44
PT-C25P30G-L3	44
PT-C25P50G-L3	44
PT-C25P5G-L3	44
PT-C25P60G-L3	44
PT-C25X100G-L3	44
PT-C25X10G-L3	44
PT-C25X150G-L3	44
PT-C25X15G-L3	44
PT-C25X200G-L3	44
PT-C25X25G-L3	44
PT-C25X300G-L3	44
PT-C25X30G-L3	44
PT-C25X50G-L3	44
PT-C25X5G-L3	44
PT-C25X5G-L3	44
PT-C25X75G-L3	44
PT-CP58	60
PT-CTAM-1	183
PT-CTM2-C-0	183
PT-CTM2-C-9	183

PT-CTM3-C-0	183
PT-CTM3-C-9	183
PT-E-ADHESIVE	183
PT-EM6868	64
PT-EZ90	156
PT-EZ90-CM	156
PT-GL4-11	60
PT-GW10-BGE-K500	43
PT-GW10-BGE-R300	43
PT-GW10-BLK-K500	43
PT-GW10-GREEN-R2500	43
PT-GW12-BLK-R500	43
PT-GW12-GRY-K500	43
PT-GW14-BGE-K500	43
PT-GW14-BLK-K500	43
PT-GW2-BARE-R125	43
PT-GW2-TIN-BARE-R250	43
PT-GW4-BARE-R200	43
PT-GW6-110-BLK-R500	43
PT-GW6-BARE-R315	43
PT-GW6-BARE-R500	43
PT-GW6-BGE-R500	43
PT-GW6-BLK-C200	43
PT-GW6-BLK-R200	43
PT-GW6-BLK-R500	43
PT-GW6-GREEN-C50FT	43
PT-H11	154
PT-IMP-2.5	183
PT-IMP-2.5-W1.75	183
PT-IT-18R	182
PT-IT-18R-10	182
PT-IT-50L-C-9	182
PT-IT-50R-C-9	182
PT-IT18FL9C2	182
PT-JW1P22-RD/BL-C3000	42
PT-JW1P22-RD/BL-S1000	42
PT-JW222-BK/WH-C3000	42
PT-JW222-BK/WH-S1000	42
PT-JW222-BK/WH-S5000	42
PT-JW222-BL/WH-C3000	42
PT-JW222-BL/WH-S1000	42
PT-JW222-GN/WH-C3000	42
PT-JW222-O/BLU-C3000	42
PT-JW222-OR/WH-C3000	42
PT-JW222-RD/WH-C3000	42
PT-JW222-RD/WH-S5000	42
PT-JW222-WH-OR-S1000	42
PT-JW222-WH-RD-S1000	42
PT-JW224-BK/WH-S1000	42
PT-JW224-BL/WH-C5000	42
PT-JW224-BL/WH-S1000	42
PT-JW224-GN/WH-S1000	42
PT-JW224-RD/BK-S1000	42
PT-JW224-RD/WH-S1000	42
PT-JW2P22-BL/WH-RD/GN-C1500	42
PT-JW2P22-RD/BL-OR/RD-C1500	42
PT-JW2P22-RD/BL-OR/RD-S1000	42



# Manufacturer Index

## PREMIER - Cont.

PT-JW2P24-RD/WH-GN/BK-S3300	42	PT-RD-0-5-BLK/ORG	185	PT-RD-Y-M-BLK/YLW	186
PT-JW422-WH/BL/RD/BK-S2300	42	PT-RD-0-6/9-BLK/ORG	185	PT-RD-Y-N-BLK/YLW	186
PT-JW424-RD/WH/GN/BK-S3300	42	PT-RD-0-7-BLK/ORG	185	PT-RD-Y-P-BLK/YLW	186
PT-JW524-BL/OR/GN/BR/SL-C1000	42	PT-RD-0-8-BLK/ORG	185	PT-RD-Y-Q-BLK/YLW	186
PT-KP-2-IMP	60	PT-RD-0-A-BLK/ORG	185	PT-RD-Y-R-BLK/YLW	186
PT-LW-038-302-C1600	45	PT-RD-0-B-BLK/ORG	185	PT-RD-Y-S-BLK/YLW	186
PT-LW-045-430-C1200	45	PT-RD-0-BLANK-BLK/OR	185	PT-RD-Y-T-BLK/YLW	186
PT-LW-302-045C1200SH	45	PT-RD-0-C-BLK/ORG	185	PT-RD-Y-U-BLK/YLW	186
PT-LW-316-045C1200SH	45	PT-RD-0-D-BLK/ORG	185	PT-RD-Y-V-BLK/YLW	186
PT-LW-430-045C1200SH	45	PT-RD-0-DASH	185	PT-RD-Y-W-BLK/YLW	186
PT-LW-430-045C1200TH	45	PT-RD-0-DOT	185	PT-RD-Y-X-BLK/YLW	186
PT-MASTIC TAPE 4X10	183	PT-RD-0-E-BLK/ORG	185	PT-RD-Y-Y-BLK/YLW	186
PT-MB2	183	PT-RD-0-F-BLK/ORG	185	PT-RD-Y-Z-BLK/YLW	186
PT-MB5A	183	PT-RD-0-G-BLK/ORG	185	PT-RP4900-9 PIN	122
PT-MBR6GRN-25	64	PT-RD-0-H-BLK/ORG	185	PT-SA1-50	83
PT-MS-1342	99	PT-RD-0-I-BLK/ORG	185	PT-SA1SS-100	83
PT-MTA-6	164	PT-RD-0-J-BLK/ORG	185	PT-SCRUBS-422C-072	191
PT-MTA-8	164	PT-RD-0-K-BLK/ORG	185	PT-SCRUBS-90130-030	191
PT-NC3.5	182	PT-RD-0-L-BLK/ORG	185	PT-SEL-6	61
PT-NC5.0	182	PT-RD-0-M-BLK/ORG	185	PT-SW-6	61
PT-NC6	182	PT-RD-0-N-BLK/ORG	185	PT-VCT-11-BLK	182
PT-P25P10G-L3	44	PT-RD-0-P-BLK/ORG	185	PT-XC-1-24-1000	83
PT-P25P15G-L3	44	PT-RD-0-Q-BLK/ORG	185	PT-XC-1P24-500-RD-YL	42
PT-P25P15G-L3	83	PT-RD-0-R-BLK/ORG	185	PT-XC-1P24-BL/WH-S1000	42
PT-P25P25G-L3	44	PT-RD-0-S-BLK/ORG	185	PT-XC-2P24-BL/WH-OR/WH-S1000	42
PT-P25P30G-L3	44	PT-RD-0-T-BLK/ORG	185	PT5806C/615860	59
PT-P25P50G-L3	44	PT-RD-0-U-BLK/ORG	185	RT1270	124
PT-P25P5G-L3	44	PT-RD-0-V-BLK/ORG	185	RT1280	124
PT-P25P5G-L3	44	PT-RD-0-W-BLK/ORG	185	RT1290	124
PT-P25P5G-L3	44	PT-RD-0-X-BLK/ORG	185	SP-Ballistol-06	192
PT-P25X100G-L3	44	PT-RD-0-Y-BLK/ORG	185	SW-C3X-2P22BG-P1000	43
PT-P25X10G-L3	44	PT-RD-0-Z-BLK/ORG	185	T120L9K2	181
PT-P25X15G-L3	44	PT-RD-36KIT-0	185	T250M0HIRX2	181
PT-P25X200G-L3	44	PT-RD-Y-0-BLK/YLW	186	T250M0X2	181
PT-P25X25G-L3	44	PT-RD-Y-1-BLK/YLW	186	TAPE-FO3X6000X6MIL	188
PT-P25X30G-L3	44	PT-RD-Y-2-BLK/YLW	186	XC-1P24-F-B/Y-S1000	42
PT-P25X40G-L3	44	PT-RD-Y-3-BLK/YLW	186	XC-1P24-F-RD/WH-S1000	42
PT-P25X50G-L3	44	PT-RD-Y-4-BLK/YLW	186	XC-1P24-F-WH/BL-S1000	42
PT-P25X5G-L3	44	PT-RD-Y-5-BLK/YLW	186	XC-1P24-GN/WH-S1000	42
PT-P25X75G-L3	44	PT-RD-Y-6/9-BLK/YLW	186	XC-1P24-OR/WH-S1000	42
PT-PCGF-1-5	129	PT-RD-Y-7-BLK/YLW	186	XC-1P24-OR/WH-S400	42
PT-PCGF-2-5	129	PT-RD-Y-8-BLK/YLW	186	XC-2.5P24-BL/WH-OR/WH-GN-S1000	42
PT-PCGF-2-8	129	PT-RD-Y-A-BLK/YLW	186	XC-2P24-F-BL/RD-OR/RD-S1150	42
PT-PCGF-3-10	129	PT-RD-Y-B-BLK/YLW	186	XC-IP24-F-V/BL-S500	42
PT-PCGF-3-8	129	PT-RD-Y-BLANK	186	<b>Rainbow Technology Corp.</b>	
PT-PCGF-4-8	129	PT-RD-Y-C-BLK/YLW	186	4480	192
PT-PCGF-5-10	129	PT-RD-Y-D-BLK/YLW	186	79122	192
PT-PCGF-5-18	129	PT-RD-Y-DASH-BLK/YLW	186	<b>REEF Industries</b>	
PT-PNT-ORG-20	190	PT-RD-Y-DOT	186	42-0021	188
PT-PNT-ORG-20-SOLV	190	PT-RD-Y-E-BLK/YLW	186	42-0026	188
PT-PNT-WAND-33	190	PT-RD-Y-F-BLK/YLW	186	42-0033	188
PT-PNT-WHT-20	190	PT-RD-Y-G-BLK/YLW	186	<b>Reis Environmental</b>	
PT-RD-0-0-BLK/ORG	185	PT-RD-Y-H-BLK/YLW	186	333023	175
PT-RD-0-1-BLK/ORG	185	PT-RD-Y-I-BLK/YLW	186	333025	175
PT-RD-0-2-BLK/ORG	185	PT-RD-Y-J-BLK/YLW	186	<b>Saf-T-Gard International, Inc.</b>	
PT-RD-0-3-BLK/ORG	185	PT-RD-Y-K-BLK/YLW	186	E-214RB/10	175
PT-RD-0-4-BLK/ORG	185	PT-RD-Y-L-BLK/YLW	186		

# Manufacturer Index

## **Stauffer Glove & Safety**

K26 M 175

## **Sunrise Telecommunications**

MTT-ACM 11 168

MTT-Color 168

## **Superior Essex**

01-057-40 14

01-059-40 14

01-062-40 14

01-065-40 14

01-069-40 14

01-073-40 14

01-075-40 14

01-077-40 14

01-081-40 14

01-083-40 14

01-085-40 14

01-092-38 15

01-092-40 14

01-094-38 15

01-094-40 14

01-097-38 15

01-097-40 14

01-100-38 15

01-100-40 14

01-104-38 15

01-104-40 14

01-108-38 15

01-108-40 14

01-110-38 15

01-110-40 14

01-112-38 15

01-112-40 14

01-116-40 14

01-118-40 14

01-120-40 14

01-121-40 14

01-126-40 14

04-057-04 9

04-057-27 10

04-059-04 9

04-059-27 10

04-062-04 9

04-062-27 10

04-065-04 9

04-065-27 10

04-069-04 9

04-069-27 10

04-073-04 9

04-073-27 10

04-075-04 9

04-075-27 10

04-092-04 9

04-092-27 10

04-094-04 9

04-094-27 10

04-097-04 9

04-097-27 10

04-100-04 9

04-100-27 10

04-104-04 9

04-104-27 10

04-108-04 9

04-108-27 10

04-110-04 9

04-110-27 10

04-112-04 9

04-112-27 10

04-116-04 9

04-116-27 10

04-118-04 9

04-118-27 10

04-120-04 9

09-057-02 11

09-057-92 13

09-059-02 11

09-059-92 13

09-062-02 11

09-062-92 13

09-065-02 11

09-065-92 13

09-069-02 11

09-069-92 13

09-073-02 11

09-073-92 13

09-075-02 11

09-075-92 13

09-077-02 11

09-081-02 11

09-092-02 11

09-092-92 13

09-094-02 11

09-094-92 13

09-097-02 11

09-097-92 13

09-100-02 11

09-100-92 13

09-104-02 11

09-104-92 13

09-108-02 11

09-108-92 13

09-110-02 11

09-110-92 13

09-112-02 11

09-112-92 13

09-116-02 11

09-116-92 13

09-118-02 11

09-118-92 13

09-120-02 11

09-120-92 13

09-121-02 11

09-121-92 13

09-124-02 11

09-124-92 13

110063T01 22

110123T01 22

110243T01 22

110363T01 22

110483T01 22

110723T01 22

110963T01 22

111443T01 22

112163T01 22

112883T01 22

120063T01 23

120123T01 23

120243T01 23

120363T01 23

120483T01 23

120723T01 23

120963T01 23

121443T01 23

122163T01 23

122883T01 23

1A0063T01 31

1A0123T01 31

1A0243T01 31

1A0363T01 31

1A0483T01 31

1A0723T01 31

1A0963T01 31

1A1443T01 31

1A2163T01 31

1A2883T01 31

1G0063T01 30

1G0123T01 30

1G0243T01 30

1G0363T01 30

1G0483T01 30

1G0723T01 30

1G0963T01 30

1G1443T01 30

1G2163T01 30

1G2883T01 30

510063T01 24

510123T01 24

510243T01 24

510363T01 24

510483T01 24

510723T01 24

510963T01 24

520063T01 25

520123T01 25

520243T01 25

520363T01 25

520483T01 25

520723T01 25

# Manufacturer Index

## Superior Essex - Cont.

520963101	25
57002301Q	32
5700230BQ	32
57002311Q	33
5700231BQ	33
57004301Q	32
5700430BQ	32
57004311Q	33
5700431BQ	33
5700630BQ	32
57006311Q	33
5700631BQ	33
570063D1Q	32
57012301Q	32
57012311Q	33
5701231BQ	33
R10123101	26
R10123D01	28
R10243D01	28
R10483101	26
R10483D01	28
R10723101	26
R10723D01	28
R10963101	26
R10963D01	28
R11216101	26
R11443101	26
R11443D01	28
R11923101	26
R11923D01	28
R12163D01	28
R12883D01	28
R13603101	26
R13603D01	28
R14323101	26
R14323D01	28
R201231S1	27
R20123DS1	29
R202431S1	27
R20243DS1	29
R203631S1	27
R204831S1	27
R20483DS1	29
R207231S1	27
R20723DS1	29
R209631S1	27
R20963DS1	29
R214431S1	27
R21443DS1	29
R219231S1	27
R21923DS1	29
R221631S1	27
R22163DS1	29
R228831S1	27
R22883DS1	29

R236031S1	27
R23603DS1	29
R243231S1	27
R24323DS1	29

## Telco Sales

FVD	168
FVD/FVDP	168
FVDP	168

## Telect

FD16S-NPG-F025-MD	105
FD16S-NPG-F100-MD	105
MDC-CB	105
MDC-CBAK	105
MDC-CLMP	105
MDC-HS24	105
MDC-P72N	105
MDC-P72N-F100D	105
MDC-R06	105
MDC-R12	105
MDC-SP-N04S	105
MDC-SP-N08S	105
MDC-SP-N16S	105
MDC-SP-N32S	105
MDC-SP-S32S	105
MDC-SPLC	105
MDC-V3636	105
OSP-D96NF150-A	105
OSP-DD6X1X8N-A	105
OSP-DPADMT06-A	105
OSP-DPADMT12-A	105
OSP-DPOLEMT-A	105
OSP-DS1X16N-A	105
OSP-DS1X32N-A	105
OSP-DS1X8N-A	105
OSP-LINE12-A	74
OSP-LINE24-A	74
OSP-LINE48-A	74
OSP-LINE60-A	74
OSP-LNENTRY-A	74
OSP-LNMNT-A	74
OSP-LNTHMB-A	74
OSP-LNVLVE-A	74
OSP-LSGRNDCT-A	74
OSP-LSGRNDPT-A	74
OSP-PED10-DGN-A	93
OSP-PEDSPL48-A	93
OSP-REND192-A	74
OSP-REND24-A	74
OSP-REND48-A	74
OSP-REND576-A	74
OSP-REND72-A	74

## The Label Printers

47.4574	187
47.4576	187

## Thomas and Betts

2H3	62
C1229	183
CSS-135	141
CSS-270	141
CSS-50R	141
CSS-LH	141
PC3600	187
TCP360	141
WT3D	141

## Tii Technologies

Network Interface Device (NID) - Outdoor	118
325-1M	122
349-1MG	122
355 M	122
355M	120
356M1	120
3611H-07-1S00	118
3611H-07-1S01	118
3713H-07-3S01	119

## Triplett

3022	160
3030	160
3067	160
3145	160
3230	162
3399	162
9045	161

## Unisource

34790-60	190
----------	-----

## Vetco Supply

+900GLM06C + ANCHOR	189
+900GLM06F + ANCHOR	189
+900GLM08C + ANCHOR	189
+900GV306F + ANCHOR	189

## Viavi

HST-3000 For T-1	169
HST-NS-Pkg-1	169
MTS-5100 OTDR	172

## Vulcan Signs & Products

0550145	189
---------	-----

## Wilcom

F6121A Optical Fiber Identifier	169
F6222 Advanced Optical Fiber Identifier	169
F6230A Visual Fault Locator	170
PS-11-I2	120
PS-15-I3S	121
PS-32	121
PS-36	121

## Work Area Protection Corp.

28PVCTL6CC4CC	178
28PVCTLH6CC4CC	178
36PVCH6CC4CC	178

# CONNECTED



# PROTECTED



# RESPECTED

Depend on PREMIER for products are backed by a 5 year warranty, as well as a 25 year warranty for structured wiring system products. More than 80% of PREMIER products are bought from domestic suppliers. PREMIER products are RUS approved and sourced under ISO 9001:2008 Registered and TL 9000 Certified Quality Management Systems.



KGP Logistics

# Outside Plant Catalog

Exchange Cable  
Fiber Optic Cable  
Wire and Cable  
Conduit and Innerduct  
Vaults and Pads  
Splice Connectors  
Grounding and Bonding  
Closures  
Terminal Blocks  
Pedestals

Cabinets  
Building Entrance  
Network Interface Devices  
Station Protection and Power  
Anchoring  
Pole Line Hardware  
Tools  
Test  
Supplies